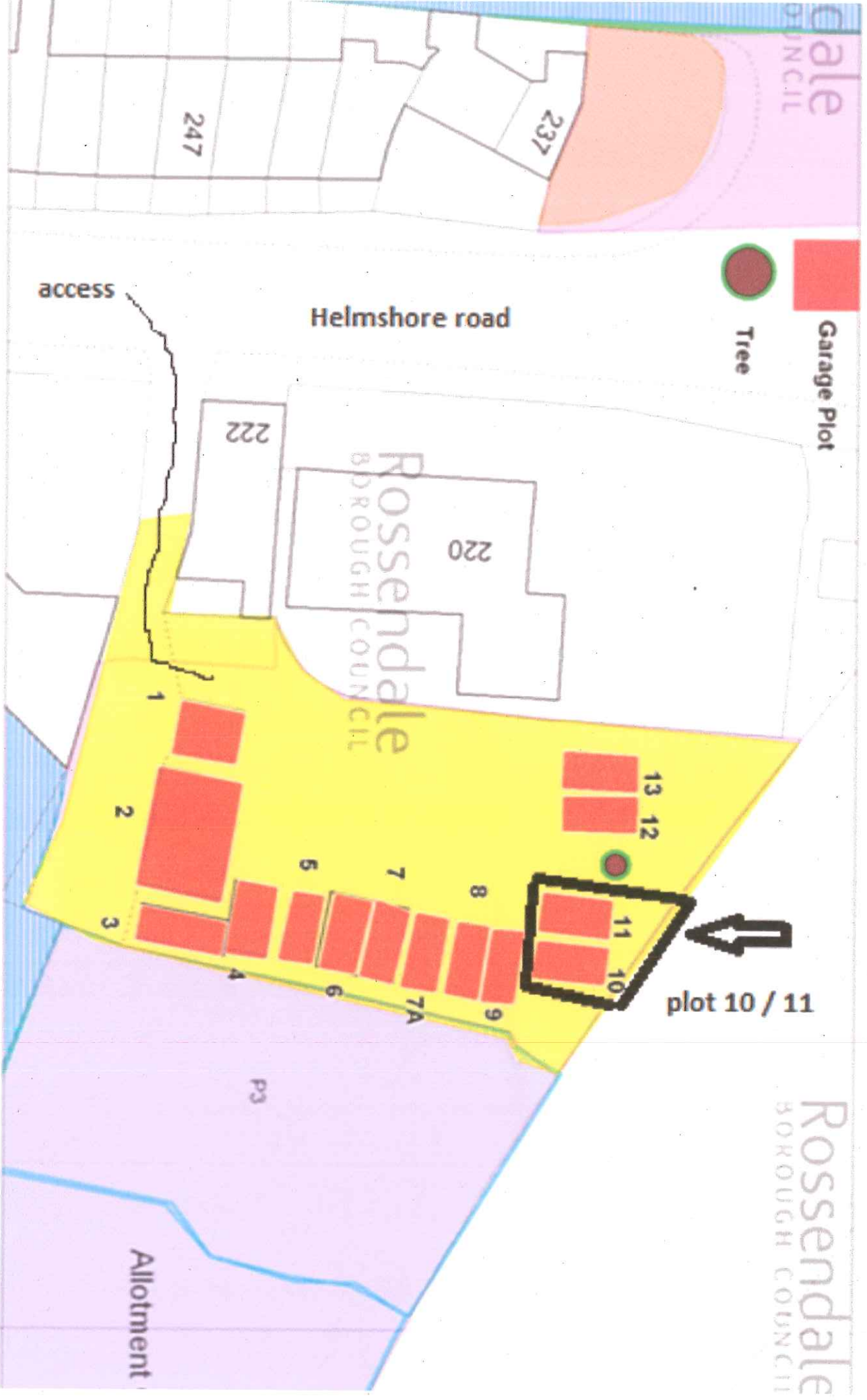


Helmcroft Garages , 222 Helmshore Road, Haslingden, Rossendale, BB4 4DJ



Garage, Helmcroft



ale
OUNCIL

Garage Plot

Tree

Helmshore road

access

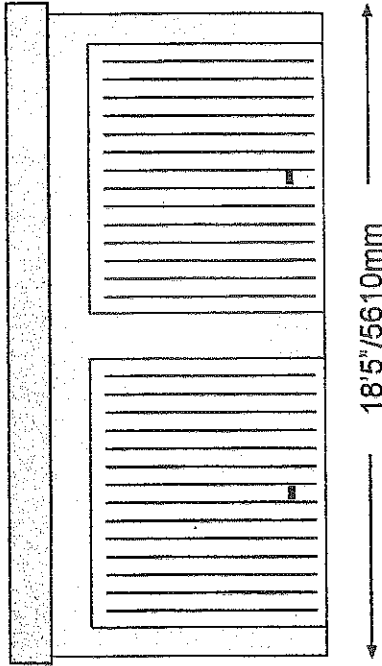
Rosendale
BOROUGH COUNCIL

Rosendale
BOROUGH COUNCIL


plot 10 / 11

Allotment






FRONT ELEVATION



RIGHT SIDE ELEVATION



LEFT SIDE ELEVATION

NOTES: Concrete sectional panel construction with Derbyshire multi-spar chipping finish to exterior. Steel corrugated profile sloping roof supported on steel trusses and RSJ Fitted . Twin up & over doors to front elevation, Timber fascias fitted.

<p>Nucrete Ltd 0800 849 9036 support@nucrete.co.uk</p>	<p>Date: 14.10.20</p>	<p>Not to scale Dimensions imperial/metric</p>	<p>Title of Drawing: DOUBLE SLOPING</p>
<p>Proposed concrete sectional double garage for M Gardner BB4 4DJ</p>			