

Meeting of: Overview and Scrutiny Committee

Time: 6.30pm

Date: 7th March 2022

Venue: Council Chamber, The Business Centre, Futures Park, Bacup. OL13 0BB



Supported by: Carolyn Sharples, Committee and Member Services Manager, Tel: 01706 252422 or email carolynsharples@rossendalebc.gov.uk

***This meeting will be accessible in the Council Chamber for essential attendees (elected councillors, supporting officers and members of the public with a registered question). All other access will be by remote observation as detailed below.**

To observe the meeting, please use the Zoom link below (please allow time for set up if accessing for the first time):

<https://zoom.us/j/99136301779?pwd=TIAyUHhhMGdWUUdZYWZYZWJSZG0vZz09>

Meeting ID: 991 3630 1779

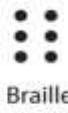
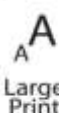
Passcode: 818436

A waiting room will be in place and observers will be admitted to the meeting at approx. 6.30pm.

ITEM		Lead Member/Contact Officer
A.	BUSINESS MATTERS	
A1.	Apologies for Absence	
A2.	To approve and sign as a correct record the Minutes of the Overview and Scrutiny Meeting held on 1 st February 2022.	
A3.	<p>Declarations of Interest</p> <p>Members are advised to contact the Monitoring Officer in advance of the meeting to seek advice on interest issues if necessary.</p> <p>Members are requested to indicate at this stage, any items on the agenda in which they intend to declare an interest. Members are reminded that, in accordance with the Local Government Act 2000 and the Council's Code of Conduct, they must declare the nature of any personal interest and, if the interest is prejudicial, withdraw from the meeting during consideration of the item.</p>	<p>Carolyn Sharples, Committee and Member Services Manager Tel: 01706 252422 Email: carolynsharples@rossendalebc.gov.uk</p>
A4.	<p>Urgent Items of Business</p> <p>To note any items which the Chair has agreed to add to the Agenda on the grounds of urgency.</p>	

The agenda and reports are also available for inspection on the Council's website <https://www.rossendale.gov.uk/>. Other formats are available on request. Tel 01706 217777 or contact Rossendale Borough Council, Futures Park, Bacup, OL13 0BB

اردو বাংলা



B.	COMMUNITY ENGAGEMENT	
B1.	Question Time Members of the public and councillors wanting to participate in the meeting must register to speak in advance of the meeting to be able to attend and participate.	Carolyn Sharples, Committee and Member Services Manager Tel: 01706 252422 Email: carolynsharples@rossendalebc.gov.uk
C.	CHAIR'S UPDATE	
C1.	To receive any communications from the chair.	Councillor Janice Johnson
D.	ORDINARY BUSINESS	
D1.	Rossendale Leisure Trust Annual Report 2022/23 and 2021/22 Action Plan Update Annual Report 2021 - YouTube	Ken Masser, Chief Executive, Rossendale Leisure Trust
D2.	Single Use Plastic Strategy	Adam Allen, Director of Communities adamallen@rossendalebc.gov.uk
D3.	Authority Monitoring Report (AMR)	Anne Storah, Principal Planner- Forward Planning annestorah@rossendalebc.gov.uk
D4.	Adoption of Rossendale Playing Pitch and Outdoor Sports Assessment and Strategy	Anne Storah, Principal Planner- Forward Planning annestorah@rossendalebc.gov.uk
D5.	Task and Finish Group Report: GP Practice Appointment Accessibility	Councillor Johnson, Chair of Overview and Scrutiny and the Task and Finish Group
D6.	The Forward Plan	Carolyn Sharples, Committee and Member Services Manager carolynsharples@rossendalebc.gov.uk



Neil Shaw
Chief Executive

Date published: 25th February 2022

MINUTES OF: OVERVIEW AND SCRUTINY COMMITTEE

Date of Meeting: 1st February 2022

Present: Councillor Johnson (Chair)
Councillors Cheetham (sub), Eaton, Foxcroft, Kenyon, Morris, Procter and Woods (sub).

In attendance: Karen Spencer, Head of Finance
Clare Law, Head of People and Policy
Carolyn Sharples, Committee and Member Services Manager
Dawn Vear and David Whatmough, First Choice Credit Union
Eileen Goodwin, Bacup Credit Union
Jenny Duthie and Nick Pilling, Citizens Advice (CA)

Also Present: Councillors Lythgoe and Walmsley
By remote access:
Councillors Ashworth and Pendlebury
Mandy Lewis, Director of Economic Development
Craig Finn, Finance Manager
Co-opted member Z. Ali
2 members of the public

1. Apologies for Absence

Apologies for absence were submitted from Councillors Gill, Kempson, Rooke and Thompson. (Councillors Cheetham and Woods subbing for Councillors Kempson and Thompson), and also John Doherty, Bacup Credit Union.

2. Minutes

Resolved:

That the minutes of the meeting held on 12th January 2022 be approved as a correct record.

3. Declarations of Interest

Councillor Procter declared interests that she was trust member of CA and a member of the First Choice Credit Union and would not be participating in these items (minutes 7 and 8).

Councillors Cheetham, Johnson and Kenyon declared non-pecuniary interests that they were members of the credit union (minute 7).

Councillor Foxcroft declared an interest that he was the Council's representative on Rossendale Leisure Trust (minute 9).

4. Urgent Items of Business

The Chair confirmed that there were no urgent items of business.

5. Question Time

The Chair noted that she would allow questions to be asked on each item as it was discussed.

6. Chair's Update

- 6.1 At the last meeting Lancashire County Council Highways (LCC) had agreed to look into repair issues at 3 specific locations which were raised by Councillor Foxcroft. A response had been received and forwarded to Councillor Foxcroft for information.
- 6.2 The committee had also requested that full Council commend RAFT on their 10th anniversary for all their hard work. The Chair was glad to report that Council commended RAFT at the January meeting, and the Mayor would be arranging to visit RAFT and present a certificate of achievement.
- 6.3 Councillor Foxcroft noted that the LCC response failed to answer why the flooding had worsened at Tup Bridge and how quickly it would be rectified, and also the number of schemes behind schedule compared with the rest of Lancashire. It was agreed to contact LCC to follow this up.

ORDINARY BUSINESS

N.B. Councillor Procter did not participate in the following two items.

7. Credit Unions

- 7.1 Eileen Goodwin provided members with an update on the work of the Bacup Credit Union including:
- Current staffing levels and number of volunteers.
 - The number of members and young savers, including membership through the schools.
 - Loans and debts.
 - Pressures of covid and governments schemes on loan payback.
 - Updating back office facilities as well as looking into phone apps and online membership.
- 7.2 In response to members' questions the following clarification was given:
- A campaign to pick up people who currently had their pension paid into the Post Office seemed a good idea. However, there would be no remuneration to pick this work up (as there was with the Post Office).
 - A lot of people had their benefits paid into the Credit Union.
- 7.3 Dawn Vear provided members with a handout and an overview of the work of the First Choice Credit Union over the last year, including:
- The number of staff, volunteers and directors who were also volunteers.
 - Update on membership, details of savings and loans.
 - Doing more things online and using mobile phones to keep the service going and working with less people during covid.
 - Debts were spiralling and it was not classed as priority debt.
 - Courts had not been working during covid so it was not possible to chase up debts via wage reduction.
 - A new marketing programme was being launched for borrowing with incentives to borrow wisely.
 - Proper checks were made before loans were agreed.
 - They also did community support with groups such as RAFT and the Hospice Penny Appeal.
 - Savings had kept growing over the last 2 years and 50% was out on loan, but it was difficult as no interest was being made on current savings.
- 7.4 In response to members' questions the following clarification was given:

- The library in Ramsbottom had stopped being used as there were no attendees, but there was a lot of online facilities being used in this area.

Resolved:

The committee noted the updates, and the Chair thanked them for the support they provided and their hard work.

8. Citizens Advice (CA)

8.1 Jenny Duthie and Nick Pilling gave a presentation and update to members, which outlined the work of Citizens Advice (CA) in Rossendale, including:

- How Citizens Advice was funded and key outcomes.
- Value for money and how this was calculated.
- Support had been provided throughout the pandemic and they worked in partnership with the Gas Energy Trust, for example.
- Council funding helped to attract funding for other projects.
- Funding was higher than normal with the short term funding available during covid.
- The profile of Rossendale clients was shared as well as a case study.
- Advice provided was higher than normal with more people needing to access benefits during covid.
- Easing pressures on Council services such as homelessness and payment of Council Tax.

8.2 In response to members' questions the following clarification was given:

- The income graph showed the NET income.
- Figures were merged with Hyndburn.
- The CA had a rental arrangement at Stubblee Hall.
- In the past funding had previously been based on £1 per head of population.
- Payment was required to trade under the CA name.
- The CA provided the systems and training and each CA organisation paid into it.
- Hyndburn Council funded more community organisations.
- More people were coming for employment and debt advice.

Resolved:

The committee noted the updates, and the Chair thanked them for the support they provided and their hard work.

N.B. Councillor Procter re-joined the meeting for the remaining items.

9. 2022/23 Council Budget and Medium Term Financial Strategy

9.1 The committee considered the 2022/23 Council Budget and Medium Term Financial Strategy report, which was presented by the Head of Finance.

9.2 In response to members' questions the following clarification was given:

- Each service area had done their own benchmarking exercise regarding Fees & Charges.
- This was an ongoing process and would be refreshed every year.
- Benchmarking had been done across similar size authorities in the local area.
- The target of £200k savings from vacancies was a realistic target and the Council was on target to achieve this for this year. This was savings made from the time a post became vacant until the time the next person started in post.
- There was 500k in Capital for renovations and £300k to fund revenue costs regarding covering liability for the empty homes scheme.
- The £1 million which is the current estimate of funds that will be added to the transitional reserve at 2021/22 year end would be from grants not yet used.
- Septic tanks near private water supplies were the responsibility of the owner.

- There was a lot of uncertainty in future years due to the single year financial settlement.
- The general fund should not be touched at all, but if future years funding remains at the level forecast and the Council did nothing to bridge the funding gap the transitional fund would be exhausted before the end of the current forecast.
- Some government grants had been paid up front and surplus would need to be paid back to government.
- Business rates deficits would be funded from the business rates reserve.
- The Council had low borrowing as identified in the Peer Review.

Resolved:

The Overview and Scrutiny Committee considered the recommendations of the report and made the following recommendations to Cabinet:

1. To consider the proposed revenue budget for 2022/23 of £8.991m, as detailed in the report.
2. To consider the proposed council tax rate for Band D for 2022/23 of £290.80.
3. To consider the proposed use of £56k from the Transitional reserve to support the 2022/23 revenue budget.
4. To consider the proposed the fees and charges at Appendix 1.

10. Capital Strategy 2022/23 to 2024/25 and Capital Programme 2022/23

10.1 The committee considered the Capital Strategy 2022/23 to 2024/25 and Capital Programme 2022/23 report, which was presented by the Head of Finance.

10.2 In response to members' questions the following clarification was given:

- The increase of £25k on the Empty Homes scheme was due to slippage from previous years underspends.
- Where there was an underspend in the previous year this has been slipped forward into the current year.

Resolved:

The Overview and Scrutiny Committee considered the recommendations of the report and made the following recommendations to Cabinet:

1. To consider the council's Capital Strategy 2022/23 - 2025/26.
2. To consider the council's capital programme for 2022/23 and associated capital expenditure of £5.02m.

11. Quarter 3 performance report and RIPA update

11.1 The committee considered the Quarter 3 performance report and RIPA update, which was presented by the Head of People and Policy.

11.2 In response to members' questions the following clarification was given:

- The number of licenced premises inspected noted in the performance indicators would be looked into.
- In relation to bin collections the Council was still in recovery with HGV driver shortages and with people working from home the number of parked cars preventing collections was still problematic. Re-visits were taking place and staff were being re-deployed from other areas within Operations to assist.
- An exercise was being undertaken to look at agency staff and see if they were being used effectively.
- Staff turnover rates were comparable with other similar local authorities.
- As it was a small authority a small number of people leaving or going off sick would make a big impact on the figures.

- Staff support was being provided, including for mental well-being and anxiety during covid, and the Council was in the process of establishing an Employee Assistance Programme with a 24/7 number that staff could ring.
- The Health and Safety action plan included the development of well-being champions.
- A *Your Voice* staff group has been established with members from all service areas to support effective communications.
- Short courses and training were also being provided for staff as well other apprenticeship and degree opportunities.
- Disabled facilities works had been impacted on by covid and staffing vacancies, but posts had now been recruited to.
- A new system was in place for fly tipping, but bin collections were currently being prioritised.
- There was a process that needed to be followed for enforcement issues.
- Service requests from members of the public needed to be directed to Corporate Support via the 01706 217777 number or using the online form. This would ensure they were logged and allocated correctly and included in the reporting figures.
- The query regarding the date to review the work on the Growth Corridor Masterplan would be checked and reported back.

The Chair confirmed that missed bin collections would be re-visited if it was still showing red in another 12 months.

N.B. Councillor Kenyon left the meeting.

Resolved:

1. The Overview and Scrutiny Committee noted the update.
2. It was agreed a response would be provided to the query on the Growth Corridor Masterplan and also on the number of licenced premises inspected.

12. The Forward Plan

Members were updated on the Forward Plan.

Resolved:

The update was noted.

(The meeting commenced at 6.30pm and concluded at 8.20pm)

Signed.....

(Chair)

Date



Rossendale Leisure Trust - Charitable Model and Approach

**HEALTH FUN
& HAPPINESS**
FOR EVERYONE
through charitable community leisure



Overview – What’s happening in Leisure?

The Covid pandemic, Brexit, the climate change movement as well as local and national issues have significantly shifted the landscape which the leisure sector is operating in. The following points are some of the key changes and challenges that Rossendale Leisure Trust face:

- 1. People:** The changing landscape has led to a lot of people considering their career and work life balance. The Leisure sector traditionally has quite “unsociable” hours but does offer teams a level of flexibility. The job market is challenging, and it can be hard to recruit to open positions which has been particularly challenging within hospitality, whilst also acknowledging that existing employees are attracted to higher paid roles elsewhere in what is an increasingly competitive open employment market. Employees currently hold a lot of power in terms of opportunities and options. Additionally, increases to the national living wage in April 2022 will add significant pressure to budgets and salary structures in the coming financial year.
- 2. Climate change & Utilities:** Dramatic increase in utility prices, particularly gas is putting huge pressure on leisure organisations, particularly swimming pools which use significant levels of gas to heat the boilers. Leisure centres that are older and less efficient have been hit hardest. Pressure on local councils and leisure providers to tackle their carbon footprint is also increasing, and similarly, this also impacts older facilities more acutely.
- 3. Competition:** The fitness and leisure market continues to be in a state of flux; with rising and falling levels of demand for virtual offers relevant to different demographic groups; the emergence of home fitness solutions from major brands like Apple and Peloton; and new entrants into local markets.
- 4. Health Landscape:** The health landscape is also transforming with the ongoing shift to Primary Care networks; the emergence of Integrated Care Partnerships and the dissolution of Clinical Commissioning Groups. There are also questions posed by long covid, widening health inequalities and the increasing focus on local “place-based” solutions as opposed to national initiatives. The role of and level of funding for preventative initiatives in the future of commissioned services is still unknown particularly in the context of immense pressure on primary and secondary care services.
- 5. Policy Initiatives:** There continue to be unknowns in terms of the national political picture including the role of the levelling up agenda. The local political landscape is also hard to predict as Lancashire continues to consider its future structure options including a combined authority, Lancashire mayor, local unitary authorities and several other potential avenues.

Overall, there are many questions and uncertainties, and as we assess the shifting moods and trends across the sector it will be increasingly important for the Trust to be clear on our purpose, priorities and proposition to potential funders, stakeholders and the public. It will be essential for us to be well organised, well positioned and well resourced to shift quickly and maximise opportunities as they present themselves, and to tackle new and emerging challenges effectively.

Overview – Important Areas of Focus for Rossendale Leisure Trust

The strategic focus for RLT for the 2022/23 year includes four distinct areas.

- a) **Looking to our future** – developing a long-term strategy through engagement with our team, partners, customers and communities.
- b) **Looking after our finances** – this priority is to continue to rebuild financial viability in three key areas: to maximise income, build the fitness membership base, and manage operational costs. This will include managing increasing wage costs and utility bills.
- c) **Looking after our customers and community** – this priority and focus is about people. RLT will continue to look after teams and continue to build strong internal culture; so that in turn the RLT team will be empowered to deliver an effective customer and community focussed service. This will be critical in mitigating the impact of competition.
- d) **Looking after our people** - The year ahead for RLT is one that will continue to focus on change and integration. Whilst we have made significant progress in 2021, there is still more work to do to strengthen governance structures, improve and align policies and process, and build a coherent sense of purpose and approach across the Trust.



Looking to our future: Developing a Long-Term Plan

Purpose | Priorities | Proposition

What kind of
PLACE

do we want
to live in ?

What kind of
WORLD

do we want
to live in ?

**HEALTH FUN
& HAPPINESS**

FOR EVERYONE

through charitable community leisure

Developing our plan – Questions to be Answered

Over the last 24 months, during the Covid pandemic, both the wider context of the operating environment and our programme and facility mix has shifted considerably. The Trust has made a good start at integrating systems and process across our new assets as well as good progress integrating teams and organisational culture. There is still work to do, and the process is likely to take several years of transition.

As we look to the future, its important that we develop a clear sense of direction and a plan for the next 5-10 years. There are several emerging local policies and plans that the Trust aligns too:

- Rossendale has developed a **Health plan** with key priorities including physical activity and healthy weight, developing facilities and assets that improve health, mental health based in the community, and increasing Rossendale's voice both locally, regionally and nationally. Each of these priorities is likely to align with the Trust current and future work.
- Rossendale Council have refreshed its **Corporate Priorities** which include a thriving local economy, high quality environment, healthy and proud communities, and an effective and efficient council. Similarly, the Leisure Trust does and could continue to contribute to each of these four areas. A key thread throughout the plan is improved leisure facilities and increasing health across the population.
- The local health system is currently going through a **Health Equity Commission** lead by Sir Michael Marmot, which will evolve into a key plan for Lancashire and south Cumbria.
- **Active Lancashire** have launched a new 10 year of movement strategy which links in closely with the **Sport England's 10 year Uniting the Movement Strategy**, which has recently been accompanied with an implementation plan.

What are the questions?

Considering the changes in recent years, the emerging plans and strategies of our stakeholders and our growing portfolio of work it is important that we consider with our partners and stakeholders:

- What is the Trusts purpose and what are the principles and values that underpin our work?
- What are our priorities?
- How can we effectively communicate our purpose and priorities to the public?
- How can we deliver those ambitions and priorities sustainably, considering the rapidly shifting cost pressures and economic context?





Overview – Purpose, Principles, Priorities & Proposition

We have four big areas to think about alongside our stakeholders and partners.

What is our purpose?

As we have grown in recent years the Trust has a number of roles to play within the local system. We are a facility management company with over 200 different services on offer from adventure to swimming, to school activities, fitness, group exercise, sports, arts, culture, training, hospitality and events. We are a health programme delivery organisation. We offer local infrastructure support to other organisations. We work to influence local and regional policy through Together an Active Future as one example. We promote health campaigns that sit across the whole borough like Together We Move. We provide shared services to subsidiary organisations. We lead on culture and arts locally through the team at the Whitaker. We work with children and young people and offer holiday initiatives including food support. We are a charity, a social enterprise and a commercial trading organisation. The list, variety, breadth and reach of our work is significant.

As we consider the growing portfolio, it is right to ask, what is our purpose? Are these all things we should be doing? Are there things we should stop or start doing? Creating a clear sense of overall purpose will help us to articulate our role to both stakeholders and the public more clearly.

What are the principles we work to?

The culture of our organisation, in terms of the way we do things, our behaviours and practices and the way we connect together is a powerful part of who we are. How we define this “look, sound and feel” of the Trust both internally and externally will continue to be an important part of who we are and a strategy development process.

What are the priorities?

As we consider purpose, this will lead to a range of things we do, and it will be critical to consider and organise our work into priorities. This will give the teams focus, help us to balance resources appropriately, and understand the most important pieces of work for us to pursue as an organisation.

How do we present that to the public? What is the proposition?

One of our challenges in recent years is how to communicate effectively what the Trust is all about, our role in the community and how to best engage the public. Consideration will be given to the name, branding, design, tone of voice, key messages and longer-term marketing and communication plan.

Developing our Plan – What, Who, How?

As we engage with partners its important that the message we are transmitting as well as the perspective we are looking to understand has been well considered.

What will a successful strategy look like?

- A strategy that has a clear sense of purpose, clear priorities and an implementation plan
- Clear for customers, partners (local, regional, national) and competitors what we are trying to accomplish
- Various formats... document, podcast, video, interactive website, launch events
- A clear sense of brand for the future
- Clarity about how we will achieve financial sustainability (investment?) – contractual relationship with RBC
- A clear sense of how we will measure and monitor success
- A team structure with the right people in the right places to meet the purpose and priorities.
- Deep sense of ownership across the team and partners
- Recognition of the integral nature of the Trust

Look, Sound, Feel of the engagement process	How might we do the engagement?	Who might we want to engage in the process?
<ul style="list-style-type: none"> - Open - Authentic - Professional but simple - Understandable engaging language - Smooth - Important - Fun/Exciting - Energetic - Output focussed - Valuable - Personalised/ Tailored - Well informed - Organic and growing throughout the process - Well planned - Good invites 	<ul style="list-style-type: none"> - Start with some scene setting information so that people understand the breadth and the depth of the Trust. Video? Infographic? Website? - Staff engagement events - Existing Platforms and partnerships - Cross Sector discussions/ events - Token/Voting boxes in receptions - Surveys online and in person - Facebook engagement events - Virtual group discussions 	<ul style="list-style-type: none"> - RLT employees/ RLT Board(s) - Customers – members/others - Council Officers - Council Members - Sport England/ Arts Council/ NL Heritage - Local health professionals/ PCN - CCG/ICP - Competitors (Local gyms and fitness providers) - Lancashire CC Public Health - Schools (Primary, Secondary) - Sports Clubs - Chief Leisure Officers Groups - Active Lancashire - Community Organisations - Children/Youth - Local Police and Police Commissioner - East Lancs Chamber of Commerce

Our Purpose – Things we currently do

As it stands our current very broad range of services include the following categories, each of which contain a range of services/products. To usefully review purpose and priorities in strategy feedback sessions, it will be important to set the scene and inform all of our partners about our current workstreams.



Our Purpose – Things we currently do (detail)

Each of our workstreams can be further explored to identify some of the projects within those key segments:

Adventure Activities

- Grip & Go
- Laser Tag
- Roller Skating
- Tubing
- Snowboarding
- Airsoft
- Skiing
- Archery tag
- Splash & Slide
- Climbing Tots

Facility Management

- Adrenaline
- Marl Pits
- Whitworth
- Pioneer
- The Hill
- The Ashcroft
- The Whitaker
- VLA
- Eden Boys
- Pitches
- Pavilion
- Running Track
- Bowling Green (bookings)

Adult & Junior Sports

Adult

- Squash
- Badminton
- Bowling
- Mini Tennis
- Table Tennis
- Football
- Basketball
- Netball
- Cricket

Junior Courses

- Football
- Hula hooping
- Gymnastics

Preschool

- Climbing Tots
- Mini Kickers
- Baby Yoga
- Gym tots

Swimming

- School Swimming
- Learn to Swim programme
- Casual Swimming
- Lifeguard Training

Schools

- Competitions
- National curriculum sessions
- PPA cover
- Out of hour school clubs
- Holiday clubs
- Health & Nutrition Workshops
- Careers days

Fitness

- 4 Gyms locations, 4800 members
- 80 Weekly Group Exercises classes
- Passport to Leisure
- Personal Training
- Walking Groups
- Active Network
- Programme Development
- Tailored One to One Support
- Virtual Offer

Hospitality

- Whitaker Bar & Kitchen
- Cafe at The Hill
- Cafe at Grip & Go
- The Ashcroft
- Weddings
- Corporate Events
- Community Events
- Award Ceremonies
- Celebrations
 - Mehndis
 - Family Occasions
 - Proms
 - Christenings
 - Parties
 - Life Celebrations

Arts & Culture

- Whitaker Arts & Museum
- Exhibition Programmes
- Lancashire Graduate Award Scheme
- Artist in Residence
- Film Nights
- Master-classes
- Art classes
- Talks
- Poetry
- Children's Activities
- Community groups
- Local history
- Schools Historic Heritage link

Training

- Lifeguard
- First Aid
- Swim teacher
- Apprenticeships

Specialist Health Support

- Up & Active
- Weight Management
- Cardiac Rehabilitation
- Health Coaching
- Business Health Matters
- Health Road shows
- Exercise on prescription

Community Projects

- HAF scheme
- PASTA programme
- Football Tournament
- Award Ceremonies
- Community open days
- Colour run
- Events
 - Kite festival, Well-being Weekend, School Holiday Event Days, Children's Events

Place Development

- TaAF
- Playing pitch strategy
- Facility feasibility work
- Climate Change
- PCN links
- Health and Well-being Strategy
- LWIP
- Rossendale Connected
- Sports Club links
- Running Track
- Links with External Partners
- External Funding
- Active Network

Developing Our Plan – Timeline?

Plan
Jan to Mar
2022

- Plan the workshops, surveys, and events we want to hold throughout the year
- Finalise the stakeholder groups we feel we ought to engage with
- Establish the calendar of events and timelines

Engage
March to Oct
2022

- Conduct surveys, engagement workshops and events
- Collect information and insight - then collate and organise thinking into themes

Reflect
Nov to Dec
2022

- Reflect on the learning and insight we have gathered
- Discuss key themes with senior teams, Board and RBC

Decide
Jan to Mar
2023

- Develop a strategy that outlines the Trust's purpose, principles, priorities and proposition
- Consider how the plan will be best communicated
- Begin work on the action plan

Engaging with our Stakeholders

Engagement Style

Survey	Workshop	Questions
<ul style="list-style-type: none"> • Online • Printed 	<ul style="list-style-type: none"> • Virtual • In person 	<p>Why are we here? What is our objective? What are our values and principles of operation? Which services should be prioritised? What is the value & ranking of each of our service segments from a commercial and social value perspective? What would happen if we didn't do some of these segments? What impact would that have on communities? Are our partners willing to financially support social value services if needed?</p>

Stakeholder Engagement Timeline



Developing Our Plan – Facility Feasibility Work?

An important part of the plan will be to work closely with Rossendale Council on the leisure facility feasibility work which will conclude in Spring 2022. This will give a clear outline of the facility investment intentions across the borough which will be a foundational piece of our long term financial and operational planning.



Looking to our future: Building a Solid Foundation *Finance and IT Systems*



**HEALTH FUN
& HAPPINESS**
FOR EVERYONE
through charitable community leisure

Building a solid Foundation: IT and Finance Transition

As the Trust has grown, the collection, analysis and reporting of information across the business has become increasingly critical. Our IT infrastructure and finance functions via RBC are no longer able to provide the systems, process or capacity needed to accomplish an effective data and finance insight function. During 2022/23 the Trust will look to implement strategies to resolve these issues. The SLA with RBC runs until 2025 and conversations about how the services are funded and transition are ongoing.

I.T Systems

In 2013 RLT transferred the provision of its IT infrastructure to RBC. Under an agreed SLA (Ending 2025), the Council provide connectivity to Adrenaline and Marl Pits, server hosting solutions, hardware and Microsoft 365 licences to the Trust.

The Trust has since grown, and it is critical that we are able to have standardised access to systems across all RLT facilities. Most importantly is the rollout of Xn systems across the Trusts portfolio.

The council have faced increasing difficulty in balancing the Trusts growing IT infrastructure requirements and feels unable to continue to provide these services.

RLT engaged a local IT provider, NCS, to audit the existing infrastructure and propose a range of options as to how we can move forward. This review was completed in 2022.

A key element of our plan for 2022/23 will be to finalise and implement an agreed IT infrastructure solution.

Finance and Transactional Services

In 2013 RLT transferred the provision of finance function to RBC. Under an agreed SLA (ending 2025), the Council provide transactional services, management accounting including monthly reporting, preparation of annual accounts, and payroll.

The Trust has since grown, adding additional sites which are not covered by the SLA. Whilst the Whitaker and Ski Rossendale have their own accountancy function, there may be synergies if the accountancy function can be centralised.

The council have faced increasing difficulty in providing the core service to RLT from both a capacity and capability perspective, and the Trusts requires timely information and analysis which the Council are not in a position to provide.

Regular, timeline information and analysis will be critical to the effective management of the business moving forward. It is envisaged that over the coming years the additional cost of a finance team will be self funding through improved information, decision making and financial performance.

RLT propose to appoint an interim finance and information lead to support the transition the finance function to RLT in the next year.

Focus 1: Looking after our finances

**HEALTH FUN
& HAPPINESS**
FOR EVERYONE

through charitable community leisure

1.1 Financial Performance

Over the past several years Rossendale Leisure Trust has operated at a small trading surplus without cash subsidy from Rossendale Borough Council.

When Covid-19 began, RLT's initial assessment was that the Trust would likely make a significant loss, and forecasts outlined in December 2020 (reported to Council in February 2021) estimated a loss in 2020/21 of £531k with a further loss in 2021/22 between £598k to £869k.

From December 2020, there were several developments which improved the financial outturn for the 2020-21 year. This including additional business rate related Covid-19 grants, better than anticipated Coronavirus Job Retention Scheme (furlough) grant, and central government funding secured and allocated by RBC to support RLT. RLT also received generous donations from existing customers and worked hard to secure funding from third party sources which also improved the expected position. Year end accounts produced a loss of £61k for the 2020-21 year.

RLT's current forecast for the 2021/22 year is significantly lower than the forecast in the February Council report at around £100k. Financially, progress is good. The forecast for this year is currently at about break even, compared to an originally anticipated forecast loss of £509k, and a worst case scenario loss of £869k. It is important to note that this position includes direct one of Covid funding of £275k via RBC.

However, as we look ahead to 2022/23, there are a range of external factors which are a challenge to the Trust's medium term sustainability. Grant income through the pandemic will cease and we are estimating utility costs to escalate and that staffing costs will increase due to increased in national minimum wage and cost of living challenges. We are also still benefitting from the rental holiday of £151k per annum which RBC granted at the start of the pandemic and repayments are scheduled to recommence in 2022/23. Further work is needed on the longer term forecast as there are many variables to take into account however, it is clear that next year will be a significant challenge financially.

When we consider the collective group position, the ski slope is currently forecasting a break even position, and the Whitaker a trading loss on the year (but important note it was only a partial year that missed the spring summer trading).

Strategic Risk Register 2021/22

Risk identification	Quantitative Rating			Risk Response
Risk	Probability (0-5)	Impact (0-5)	Score (PxI)	Mitigations
Further wave(s) of Covid-19 and or another pandemic, resulting in closure / part closure of facilities, leading to increased pressure on a challenging financial position for 2022/23.	3	5	15	<ul style="list-style-type: none"> • Very few mitigations that RLT and partners can affect. • RLT CEO to ensure continued close discussions with RBC on Covid, and Rossendale Connected partners to ensure aware. • RLT and partners sites adhere to Covid measures and safety management to contribute to managing Covid cases. • RLT SMT scenario planning for a fourth wave / additional lockdowns, and supporting partners to do so too.
Increased market competition for fitness memberships from new providers in the borough or close to borough boundaries, resulting in loss of memberships at RLT sites.	5	3	15	<ul style="list-style-type: none"> • RLT SMT aware of the planned opening of new gyms, and proactively reviewed with their teams, how to improve our customer experience and retention. Identified actions being implemented. • Proactive membership offers launched throughout spring, and continuing through summer. • Focused marketing messages on the wider benefits of RLT e.g. swimming, family, ski & tube, reinvestment of profits, caring for Rossendale, Health Coach and Up & Active referral services etc.
Aging facility stock requiring increased frequency and cost of maintenance and remedial works to be carried out by RBC.	5	3	15	<ul style="list-style-type: none"> • RLT and RBC maintaining up-to-date site-by-site maintenance programme, and proactively reviewing, with support from RLT Director, Tony Caine. • RBC with RLT, amending and issuing new leases for Marl Pits and Adrenaline which will help attract funding to support developments. • RBC proactively assessing the facility stock and scoping potential facility developments for the borough.
Increased National Living Wage and Minimum Wage rates, adding pressure to financial position of RLT.	5	3	15	<ul style="list-style-type: none"> • Accurate financial forecasting to ensure RLT is aware of the impact. • Being engaged with the updates and insight provided by the Low Pay Commission.
Increased utility costs, specifically gas	5	3	15	<ul style="list-style-type: none"> • Accurate financial forecasting to ensure RLT is aware of the impact. • Operational focus on reducing energy use where possible.
Insufficient revenue generation at The Whitaker	3	5		<ul style="list-style-type: none"> • Significant marketing campaigns around events • Close management of costs to reduce revenue requirement
Ineffective internal integration of existing and new staff as part of the RLT Group creation, causing low morale, friction and retention issues.	2	3	6	<ul style="list-style-type: none"> • RLT leadership team know importance of integration, seeking to be more present across sites, continued focus on openness, discussion, co-design, autonomy and shared decision-making. • Leadership team openly discussing with SMT and sharing position for 21/22, and the co-developed aspirations in the Annual Plan leading to a new strategic plan being created.

Looking after Finances – Key Workstreams

Aspirations / Objectives	Actions	Measures
Additional income streams and activities added to the portfolio.	<ul style="list-style-type: none"> - Review existing spaces and identify new activities that could be delivered - Continue to build partnerships with key stakeholders including Star Academies 	<ul style="list-style-type: none"> - New income streams added during the year tracked through management accounts.
Fitness income back to pre-pandemic levels by March 2023	<ul style="list-style-type: none"> - Correctly timed customer/ membership offers that signify appreciation for loyalty to the service provided. - Deliver sales and retention refresher training to all staff. - Invest in small facility enhancements 	<ul style="list-style-type: none"> - Fitness income tracked through the management accounts - Mystery shops assess sales and retention behaviours - Facility improvements at each site.
Reduced costs through efficiencies and investment, particularly focussed on reduced energy usage.	<ul style="list-style-type: none"> - Work with RBC Climate officer to assess energy usage and potential efficiencies - Review staffing structures and deliver savings where possible. 	<ul style="list-style-type: none"> - Energy usage tracked through utility meters - Salary costs tracked via management accounts
New grant funding streams secured.	<ul style="list-style-type: none"> - Continue to develop strong partnerships across health services and commissioner, PCN, lead nurses, both locally and regionally. - Provide funding application training to key team members. 	<ul style="list-style-type: none"> - Number and quantum of funding secured tracked through management accounts.
Increase spend per head across all facilities	<ul style="list-style-type: none"> - Deliver training on cross-selling and upselling techniques to team members - Build awareness of cross selling opportunities through greater staff training across the group. 	<ul style="list-style-type: none"> - Spend per head monitored via datahub - Training sessions tracked through management tea

Focus 2: Looking after our customers and community



**HEALTH FUN
& HAPPINESS**
FOR EVERYONE
through charitable community leisure

Looking after our Customers and Communities – Key Workstreams

Aspirations / Objectives	Actions	Measures
Well maintained sites with high levels of cleanliness and operational efficiency	<ul style="list-style-type: none"> - Digitise our building checks procedures to get better visibility and accountability around building quality - Hold regular cross group H&S/maintenance groups - Provide refresher training on cleaning and maintenance procedures - Work with RBC to keep buildings in good repair and identify quickly the key issues. 	<ul style="list-style-type: none"> - Buildings checks converted to an online platform measured by assessing data from a new platform - Customer feedback surveys as part of the moving communities platform and social media reviews - Mystery shopper feedback
Excellent customer experience across all facilities	<ul style="list-style-type: none"> - Deliver customer service and rapport training with operational teams - Provide regular feedback and reminders to teams on customer service expectations. 	<ul style="list-style-type: none"> - Mystery shopper feedback - Customer feedback surveys as part of moving communities platform and social media reviews
Growth of our services and programmes for young people	<ul style="list-style-type: none"> - Secure funding for the HAF programme for the next three years. - Secure extension to the School Sports Partnership agreement - Increase the numbers of children on programmes through effective marketing 	<ul style="list-style-type: none"> - Community programme funding extensions - Numbers of children taking part in activities, measured through Cascade software
Ongoing delivery of our community health programmes	<ul style="list-style-type: none"> - Continue to develop the Active Lifestyle Hub alongside our Pennine Lancashire Partners. - Secure the HAF contract for 2022-25 and deliver a successful 2022 programme 	<ul style="list-style-type: none"> - Increased referrals to Up & Active compared to 2021. - More children engaged in HAF compared to 2021
Develop relationships with local school facilities	<ul style="list-style-type: none"> - Work with VLA to develop gymnastics and other programmes - Support other schools to open school facilities 	<ul style="list-style-type: none"> - Visitors at VLA programmes and activities via Xn - Feedback from headteachers

2.2 Marketing Overview

During Covid much of marketing focused on building trust with customers that facilities were clean and safe and that RLT were a community focused organization here to support local people. During the next 12 months we aim to build on that emphasis and showcase how RLT are at the heart of the community and all the great work we do both in house and out in the community. There will also be some campaigns that specifically target our key demographics to help us build back the membership base in a targeted way at each site.

Leisure Facilities	Adventure Venues	Activities Across Rossendale	Culture & Events Programme
<ul style="list-style-type: none"> • Target marketing to specific demographics. • Developing the group fitness programme • Building a strong community • Collaborating with the Rossendale Connected Network 	<ul style="list-style-type: none"> • Focusing on the need for family, fun activities • Specific targeting to clubs and groups • Bringing back birthday parties and maximising capacity 	<ul style="list-style-type: none"> • Highlight our involvement in activities that are off site. • Build the RLT brand into community activities with TaAF, HAF & Business Health Matters • Build momentum behind the Rossendale Health Plan 	<ul style="list-style-type: none"> • Develop awareness of the excellent culture, arts and events programme • Build testimonials to give confidence to customers • Continue to develop identity of hospitality offer

We will collaborate with various committees, customers and stakeholders to understand our place in the community. We'll be able to understand more about what our customers want and how we can deliver a better message for residents to understand, who we are, what we do, and how we can best serve them.

This will be an ongoing piece of work through 2022 and could lead us to a potentially re-brand of the leisure trust.



2.3 Getting involved in the Community

Alongside RLT's work in facilities and community programmes, there are a number of wider strategic and grass routes partnerships which the trust contribute to on behalf of Rossendale and the community.

Project	Purpose	Status	Next Steps
Together and Active Future (KM – Lead for People and Place)	Work alongside Pennine Colleagues to deliver £10m strategic Systems Change initiatives. Also included on a 5 person Sport England Consultation Panel regarding Whole Systems Approaches to Physical Activity.	£300k secured for Rossendale - Walking - Marketing Campaigns Accelerator Phase 2 starts in April 2022	Continue to work with Pennine Colleagues and Sport England on a National level. Pull together local partnerships to co-design workstreams aimed at increasing physical activity levels locally.
Rossendale Strategic Health Partnership (PCN) (KM - Chair)	Collaborative network including local authority, leisure trust, CCG, GPs, Health professionals, CVS. Develop Health and Wellbeing Strategy for Rossendale alongside RBC and Community Colleagues	Engagement sessions, conferences and working groups have led to outline priority areas, working towards a full written Plan.	Continue to develop plans and collaboration within the priority areas Built Rossendale's Health Strategy in 2021 to be rolled out in 2022
Rossendale Connected Together we Talk Podcast	Connecting communities together in a conversations about key health and wellbeing topics, issues and challenges	Season 1 (8 episodes, over 3200 views) complete, planning for season 2.	Launch and deliver season 2 of the podcast. Relaunch in 2022 with a new focus from the Health Coach team
Star Academies	To develop the VLA and Eden Boys School into a thriving community hub of sport and physical activity out of school hours.	First year of the SLA nearing completion. Working on long term extension with VLA and Star Academies. Eden Boys could potentially start in January 2022	Focused on development areas: funding into the site, establishing a new gymnastics programme for Rossendale, maintaining 3G registered status with the FA. New gymnastic programme at VLA started in Nov 2021. The contract for Eden Boys to be potentially signed in January 2022
Rossendale Playing Pitch Strategy (PPS)	Administrative support and engagement in the Rossendale PPS owned by Rossendale Borough Council.	Implementation group formed and task and finish groups established to work on 5 priority areas identified in the PPS.	Move forward with the individual work streams. Ongoing in 2022
Holiday Activity and Food Programme	DfE funded programme (£209k) to support children who receive free school meals (FSM) with food and activity through 5 weeks of the school holidays (summer and Christmas).	In set up phase with RBC, LCC, Rossendale partners and Street games.	Significant and complex programme seeking to engage 35% of the 2,306 children in receipt of FSM in Rossendale. Continue to progress towards first stage of delivery in the summer holidays. Potential funding for 2022 – waiting for confirmation
Business Health Matters (Lancashire wide)	Working with Rossendale businesses to support employees to remain in work, with improved health and wellbeing. Two, 3-year, projects: ISCF (health screening) and ESIF (workplace health champions).	- ISCF underway from April 2021, delivery phasing from autumn 2021 - ESIF waiting on the Grant Letter from the EU. Proposed delivery start in summer 2021.	Continue to build the delivery team and structure; working with Lancashire partners; establishing M&E, referral pathways with Chamber of Commerce; set up financial processes and internal governance arrangements; staff training. Ongoing in 2022
Up & Active, and Health Coach team	Existing Public Health funded project working on enhancing physical activity and healthy weight within communities across East Lancashire.	Converted to a healthy weight commissioned programme, commissioned through Lancashire CC public health team. £25,000 secured for three years.	Developing an integrated preventative health 'Active Lifestyles Hub' led by our Health and Wellbeing Manager. Growing the delivery team to include Health Coaches as early interveners. Partner funding secured from PCN, and further bids in to recruit more delivery staff.

Focus 3: Looking after our people



**HEALTH FUN
& HAPPINESS**
FOR EVERYONE

through charitable community leisure

3.1 Internal integration focus within RLT

Governance Arrangements

The lease arrangements with Whitworth and Ski Rossendale have now all been completed. Trading company directors have been recruited and initial conversations have begun. The Whitaker have completed the early stages of conversion to a charity.

In terms of governance integration: next steps include:

- Finalising and launching the User Group Committee and Whitworth Committee
- Completing the Whitaker charity conversion
- Setting up the trading company
- Formally appointing Trading Company Directors
- Finalising Articles of Association, Intercompany arrangements between RLT/TW/VSL

The ambition is to achieve all of these elements by 31/3/2022 so that we can enter the new financial year with the new structure in place.

Arguably, the legal part of the leisure and culture consolidation programme is the 'easiest' part, with the true integration of services, workforce and delivery practices, the most challenging and important elements.

The sole focus behind the consolidation programme, is on building resilient and sustainable leisure and cultural services for Rossendale. Building resilience and sustainability is an ongoing theme throughout the plan and across facilities - but we also require energy, financial resource and time invested in service integration. Equally these are critical to building a set of resilient and sustainable organisations. Throughout the year, the RLT group are, and will continue, to priorities cross-organisation integration, including:

1. Creating and embedding a new team structure

Whilst progress has been made in terms of integrating teams, approach and culture, this is an ongoing process. Teams are coordinating across sites but there is still work to do in this area. The introduction of quarterly whole group team meetings will help.

2. Integrating the Trust's One by One principles

As part of the strategy development work, the principles that underpin our approach will continue to be important, and a continued focus on engagement, feedback and coaching will thread through our work to embed core principles across sites.

3. Continuing the principle of co-design and communication with the whole staff team. Organisational recovery from Covid-19 has been a whole organisation programme of work – involving RLT (including Whitworth) and Ski Rossendale. This approach will continue.

Looking after our staff team – Goals, Actions and Measuring Success

<p style="writing-mode: vertical-rl; transform: rotate(180deg);">Our goals</p>	<ol style="list-style-type: none"> 1. Staff report that they are happy and engaged in their roles, and are proud to represent RLТ. 2. Staff developing, gaining more experience, qualifications and progressing their careers within or outside of RLТ. 3. Good and regular communication throughout the staffing team. 4. High scoring staff surveys demonstrating staff wellbeing maintained to a high standard. 5. Communicate with staff to ensure they have no safety concerns with returning to the workplace. 6. A happy and united workforce that feel valued and supported. 7. Clear and consistent lines of communication to ensure staff are up to date and aware of all processes, offers and any business developments. 8. Team members setting and achieving goals.
<p style="writing-mode: vertical-rl; transform: rotate(180deg);">Our actions</p>	<ol style="list-style-type: none"> 1. Recognise and reward staff through monthly one by one awards. 2. Ensure all team members have regular one to ones, team meetings, and training to support staff development 3. Develop and conduct more regular staff surveys 4. Ongoing development of the staff council and ensure quarterly meetings continue 5. Improve the induction process for new starters 6. Build connections and communication lines between team members and with other team supervisors/managers. 7. Regular senior management video updates to teams.
<p style="writing-mode: vertical-rl; transform: rotate(180deg);">Measuring Success</p>	<ol style="list-style-type: none"> 1. Reviewing the staff feedback survey with the Staff Council. 2. Consistency of distributing team awards every awards 3. Proportion of staff who receive an annual appraisal and personal development plan 4. The implementation of a new induction programme and monitored effectiveness. 5. Case studies with staff reflecting on wellbeing



The Whitaker Plan



The Whitaker – Cultural and Arts Overview

The Story of 2021 so far...

- 14,069 VISITORS 24 July – 31 October – average 375 per day
- Just been part of the Regional Textile Biennial 2021
- Short-listed for Cultural Venue of the year across Lancashire
- Features across Television, Radio, Local and National press
- Offering Activities for all ages and abilities
- Volunteer numbers growing
- Range of community groups we're regularly engaging with (CHAI, Rossendale Rays, Made in Haslingden, Dementia Friendly Rossendale, Parkinson's Café, Belmont Students, Incredible Edible Rossendale, Syrian Refugees, SHINE, numerous Arts/Craft groups).
- 300 school children we've had in for Arts Award in partnership with Simply Schools and Textile Biennial during October and November
- Additional funding secured by Activity Coordinator, £4,000 via simply schools
- Bespoke Christmas theatre experience Handful of Snow, throughout December
- Masterclasses, workshops, artists talks, well-being sessions, monthly film nights, supporting Rossendale art trail, early years sessions and artist in residence

Ideas, Plans and Aspirations for 2022...

- Fantastic 2 year exhibition plan selected from over 160 entrants covering 2022/23
- Extending our Cultural Thursday evenings in the New Year (to include Opera, Spoken Word, Historical Lectures)
- Focusing on audience development and creating a busy and exciting environment will, in turn, create return visits and many future bookings across the Museum, Arts and Hospitality offers.
- Further integrating the hospitality and cultural offer
- Working up a National Portfolio Organisation bid
- Identifying and applying for additional funding pots to contribute to core costs.



The Whitaker – Hospitality

The Hospitality department at The Whitaker has been operating for four months, and during this time there have been several key challenges that have affected the performance of the team, including: COVID 19 to nationwide hospitality staff shortages to infrastructure issues such as navigating a new building and new systems and procedures. In September a decision was taken to invest time and training for inexperienced staff which has now been rewarded as the team are working more cohesively and are able to deliver an extremely high standard of food and service.

The lunchtime trade is well established and to maximise revenue streams next year, work will need to be done on establishing attractive offers for quieter periods - morning / afternoons and extending opening hours into the evening. Driving awareness and footfall to the museum during these periods through a targeted marketing campaign and programming events that are connected with the restaurant will ensure further success.

There is still more work to do on the interior “look, sound and feel” of the café/restaurant space that incorporates a stronger sense of collective identity that enhances and complements the museum offer. This is a key piece of work in January-March 2022 and the expertise on the Valley Services Board will be helpful in working through this process.

The team has successfully delivered 3 weddings and 18 other events that include conferences to life celebrations since opening. All feedback received has been extremely positive and the team are in a position to start building on this success.

Moving towards 2022 the team will concentrate on building the Whitakers’ identity as a unique events & wedding venue within the industry and expanding the market it operates within. A events specific sales and marketing plan will be created with strategies such as:

- Creating our own social media presence for events
- Advertising on wedding venue websites
- A series of promo events including a wedding showcase
- PR strategies to connect with corporate, event and wedding professionals
- Working with event suppliers in Lancashire to help promote the venue within the events industry



The Whitaker –Action Plan

Museum	Looking after our finances	Looking after our team	Looking after our customers & community
What will success look like?	<ul style="list-style-type: none"> Meeting the requirements of our overall Business Plan. Delivering our full NLHF objectives within budget. Moving into surplus 2023/24. 	<ul style="list-style-type: none"> Staff retention. Robust support mechanisms. 	<ul style="list-style-type: none"> High levels of ticket sales Full Activities Diverse Exhibitions Regular event booking Repeat customers Strong community Partnerships
What actions will we take?	<ul style="list-style-type: none"> Utilise full support of ‘Valley Services’ Board. Increase profitable events and build in full cost recovery sessions. 	<ul style="list-style-type: none"> Good staff training offered. Career progression. Feedback sessions. Creative sessions 	<ul style="list-style-type: none"> Successful Artist ‘Call Out’ completed Well attended Learning Programme Artist workshops
How will we measure success?	<ul style="list-style-type: none"> Utilise the Governance mechanism NHLF Evaluation. Regular feedback Financial Checks and balances (i.e.. Level of loan, social value, re-investment) 	<ul style="list-style-type: none"> Supervision feedback Volunteer ‘Have your say’ Exit interviews Regular, well attended training ‘You Said We Did’ sessions 	<ul style="list-style-type: none"> Written and verbal feedback Social Media posts Team reflection Family and friend feedback

Hospitality	Looking after our finances	Looking after our team	Looking after our customers & community
What will success look like?	<ul style="list-style-type: none"> Creating a profitable operation for the hospitality department. Set monthly budgets and targets are achieved. Expanded revenue streams to maximising financial potential. 	<ul style="list-style-type: none"> A trained and knowledgeable workforce that are passionate about the hospitality offer. Positive feedback from the team and that they feel included and listened to. High staff retention rates and progression throughout the organisation. 	<ul style="list-style-type: none"> Operating a hospitality service that is adaptive and inclusive of the local community. Customer feedback is positive and that we are reactive to any negative criticisms when applicable. Increased customer retention
What actions will we take?	<ul style="list-style-type: none"> Driving revenue through good marketing and sales focus Ensure staffing levels and costs are regularly reviewed to ensure profit margins are achieved. Strong yield management of event spaces. 	<ul style="list-style-type: none"> Regular reviews with staff to discuss roles, identify training needs and setting targets to measure success. Continual training and development focus Recognise staff achievements and reward where possible. 	<ul style="list-style-type: none"> Developing regular calendar of community groups using the café/stables. High quality customer experience Good development of menu with regular adjustments to keep the offer fresh
How will we measure success?	<ul style="list-style-type: none"> Monthly financial analysis with regards to staffing, food, drink and equipment costs. Review enquiries conversion rates for events 	<ul style="list-style-type: none"> Introduction of feedback opportunities from staff to management. Staff achieving targets set Increase in staff retention rates 	<ul style="list-style-type: none"> Analysis of social media channels Customer feedback i.e. surveys and in person reviews

The Hill Plan

**HEALTH FUN
& HAPPINESS**
FOR EVERYONE
through charitable community leisure

The Hill Overview

The Hill re-opened its slopes in March 2021 with an incredible influx of people wanting to get involved in outdoor activities. We have seen a huge demand for tubing and for our Saturday morning Kids Club whose numbers have also substantially increased.

The merger with Rossendale Leisure Trust has facilitated the 'unlocking' of the business to releasing the potential. The experienced and professional support from the new board and executives at RLT has greatly assisted in this positive start to a new trading period.

The improvements to the centre as a whole are noticeable with the main steps being re-laid along with an overall of the main slope where as much replacement matting being laid as is possible. We continue to improve the site with new fencing being constructed at the bottom of the main slope.

The business continues to perform well with a real sense of optimism for the future.

Engaging with our National governing body has seen the Hill once again step back onto the national stage with national races being held this year for the first time in over 20 years. We have also hosted coach education and training courses for Snowsport England's coaching scheme. With many of our dedicated instructors seeking to further their personal development.

We look forward to the coming year with a renewed sense of optimism and a focus to continually grow with new business ventures being considered for 2022.



The Hill Action Plan

	Looking after our finances	Looking after our team	Looking after our customers & community
What will success look like?	<ul style="list-style-type: none"> • Continue to see increased participation. • Responsive to the uncertainty of covid with continual review. • Efficient spending ongoing. • Explore and create new business opportunities. • Snowsport England races and training at the Hill. • Concurrent financial reporting. • Develop retail clothing/ equipment offer. 	<ul style="list-style-type: none"> • Positive Mental wellbeing, • Further develop a self motivated and committed team whilst recognising individuality. • A supported team with employee benefits. • Continual development of all staff skills and qualities. • Improved facility building pride in the team. • All staff members are recognised for what they do and that they feel they make a difference. • Grow the team as required. 	<ul style="list-style-type: none"> • A family friendly place to come • Exceptional customer service. Exceed expectations. • An exciting activity centre for our community. • Support schools • Deliver our high quality lessons. • Support our clubs who train at the Hill.
What actions will we take?	<ul style="list-style-type: none"> • Quality competitive offers. • Best price cost analysis for equipment/repairs. • Project and business planning for new ventures positive risk management. • Continue quality marketing through social platforms and review of web site. • Online booking system. • Continually improve the look of the site for a better customer experience. 	<ul style="list-style-type: none"> • Constant contact through 1 2 1's, team meetings and informal chats around wellbeing for staff and instructors. • High quality mentoring and ongoing training for all our ski instructors. • Programme of matting replacement (the team feel engaged and positive when they can improve the look and functionality of the centre) 	<ul style="list-style-type: none"> • Training and education of all staff on the core values and how to implement through exceptional customer service. • Work with SSP's to develop schools awareness and opportunities at the Hill. • Club forum meeting held. • Develop mutual beneficial relationships between clubs. Race, Special needs and recreational.
How will we measure success?	<ul style="list-style-type: none"> • The effectiveness and impact of online sales. • Learn how the business is responding to the new post covid situation. • Continual growth and sustainability. • Our reputation with our National governing body. • A position to re- invest through profit gained. • Review of new ventures undertaken. 	<ul style="list-style-type: none"> • Learn more about our team and how better to support them. • Highly trained coaches to mentor new instructors coming through the system. • New instructors taking more lessons. • Want to learn/ know that our improved customer service is recognised and valued by our customers. • A happy team. 	<ul style="list-style-type: none"> • Learn more about the needs of the community (local and wider). • Feedback from groups and schools. • Facilitate Healthy clubs at the Hill. • Feedback from overall customer experience at the Hill. • Understand the different needs of our wide customer demographic, groups and organisations.

Subject:	Single Use Plastic Strategy	Status:	For Publication
Report to:	Overview and Scrutiny	Date:	7 March 2022
Report of:	Director of Communities	Portfolio Holder:	Environment
Key Decision:	<input type="checkbox"/> Forward Plan <input checked="" type="checkbox"/>	General Exception	<input type="checkbox"/> Special Urgency <input type="checkbox"/>
Equality Impact Assessment:	Required: No	Attached:	No
Biodiversity Impact Assessment	Required: No	Attached:	No
Contact Officer:	Tricia Brindle	Telephone:	01706 252542
Email:	triciabrindle@rossendalebc.gov.uk		

1.	RECOMMENDATION(S)
1.1	For Overview and Scrutiny to agree and comment upon the attached Single Use Plastics (SUP) strategy and to agree to the Strategy being taken to Council in March 2022.

2. PURPOSE OF REPORT

2.1 In July 2021, a Council motion was passed to develop a Plastics Free Strategy for Rossendale in order to show our commitment to reducing plastics use and to enable community groups to apply for "Plastic Free Status" for a number of our towns.

It was also agreed that the council would report back on progress of all actions to Overview and Scrutiny (O&S) by March 2022 – this report summarises our actions to date in respect of the motions outlined below.

3. BACKGROUND

3.1 The Council declared a Climate Emergency in September 2019 and committed to take action locally through the development of its Climate Change Strategy and Action Plan which was published in 2020. At the September 12th 2019 full council meeting the following motion on Single Use Plastics was unanimously agreed This motion stated:

"...Council therefore commits to reviewing all service areas with the aim of minimising and hopefully removing entirely our use of non-biodegradable single use plastics".

3.2 At the full council meeting in July 2021, the following further motion was unanimously agreed:

1. To develop a plastics strategy with the objective that Rossendale will become a Plastic Free Community by 2025;
2. To set up a Plastic Free Working Group;
3. To review recycling routes for plastics in RBC;
4. To support Plastic Free Community initiatives in the Borough.
5. To confirm that following actions agreed in 2019, RBC is now single-use plastics free in all service areas, to be confirmed by a full audit, and where this is not the case make any changes necessary by autumn 2021
6. To confirm progress in supporting community events to be single use plastic free
7. To report on progress of all actions to O&S by March 2022 and bring a report to

full council by the end of the current municipal year

4. PROGRESS TO DATE

- 4.1 A strategy has been developed and is structured to mirror the Corporate Plan. This strategy encompasses many of the recommendations of the motion to Council last year. This includes a commitment to be plastics free by 2025, to complete a Single Use Plastics audit and review recycling routes for plastics. This audit has been completed and results were reported to the Councils Corporate Management Team last year. Four deliverable actions have been taken from the audit and these are included in the strategy.
- 4.2 The plastic free working group that was requested by Council has been incorporated into the Climate Change Officers Group as a standing item. This approach has been agreed with lead members.
- 4.3 The strategy has three priority areas. Firstly for the Council to lead by example in its own reduction of Single Use Plastics. Secondly to examine ways in which events on council owned land can be single use plastic free as well as work with other partners to reduce single use plastic use. The third priority is to work with communities to achieve Plastic Free Status for their towns. It is expected that all four larger towns have community groups that wish to work towards this. Having a Council strategy is an essential element of the community groups achieving plastic Free status.
- 4.4 All actions suggested in the motion to Council have been completed or incorporated in the Strategy.
- 4.5 Further information regarding the context and background to the Plastic Free Strategy - Working towards a Plastic Free Rossendale is provided in the background papers attached to this report.

Next Steps

- 4.6 It is recommended that the Plastics Free Strategy and an update on the completed actions be presented to Council on March 16th for approval.

5. RISK

- 5.1 All the issues raised and the recommendation(s) in this report involve risk considerations as set out below:

- A risk register has been developed for the Climate Change Strategy of which the SUP strategy is part.

6. FINANCE

- 6.1 Recommendations from the SUP audit may have some financial implications for the council, each proposed initiative will be assessed based on the budget available and potential environmental benefits.

7. LEGAL

- 7.1 There are no legal implications arising from this report.

8. POLICY AND EQUALITIES IMPLICATIONS

- 8.1 The current plastics audit and its resultant actions do not have any adverse impact on equalities. Officers will engage with community groups on the development of plastic free

initiatives to identify and address any possible adverse impact on protected groups.

9. CONCLUSION

9.1 Achieving Plastic Free status and reducing the council’s use of single use plastics is a key priority for councillors, as demonstrated by two motions to Council on the subject. There was limited focus in the original climate change strategy on the reduction of single use plastics and it is considered that the attached strategy is a balanced approach which achieves the key objective of auditing our own plastics usage and also having a strategy which then enables community groups to apply for plastic free status.

9.2 It is recommended that following any amends that Overview and Scrutiny recommend, the strategy be taken to Council in March 2022.

Background Papers	
Document	Place of Inspection
Working Towards a Plastic Free Rossendale	Attached
Single Use Plastic Policy Context and Background	Attached
Surfers Against Sewage, Plastic Free Communities	Attached
RBC Single Use Plastic audit and recommendations	Attached

Working Towards a Plastic Free Rossendale

A Single Use Plastics Strategy for Rossendale



01 Foreword

In September 2019 Rossendale Borough Council declared a Climate Emergency and pledged to take action to make sure we reach Carbon Zero by 2030. Our 10 year Climate Change Strategy sets the framework for achieving that ambitious goal.

We know that the use of plastics, especially single use plastics is of major concern to our communities and the Council recognised this in July 2021 by committing to reducing its own use of Single Use Plastics and by committing to a strategy that will encourage community groups across Rossendale to become plastic free communities.

**“Rossendale Borough Council aims to become a (Single Use)
Plastic Free Community by 2025”**

This strategy tackles the use of single use plastics in Rossendale in three key priority areas:

- To minimise the amount of Single Use Plastics used by the Council in all its activities
- To minimise the amount of single use plastics used in community events and by council partners
- To assist community groups to achieve Plastic Free Community status as defined by Surfers Against sewerage.

This short but powerful strategy sets out the actions being undertaken to achieve these priorities.

02 Introduction (By Adrian Lythgoe)

We are clear that human activities are leading to climate change at a scale and pace that threatens our quality of life and that of future generations. This global challenge requires a global response and we are keen to do our bit locally and provide leadership. The council have committed to an ambitious Climate Change Strategy and significant funding to achieve this.

It is evident from our extensive community engagement on Climate Change, that the reduction of single use plastics is a key priority for local residents.

Rossendale Borough Council is taking action to avoid unnecessary plastic waste. We are committed to prevent, reduce, reuse and recycle as much waste including SUPs as possible in all our activities. As part of our approach this strategy sets out the measures that the council will take to prevent the use of SUPs within our own activities and how we will lead by example to educate and encourage others to follow suit.

Plastics generally, and in particular Single Use Plastics are currently wide spread. They contain a number of different types of plastics, especially in the food industry. Not all of these are recyclable; the wide range of plastics in use makes collection, sorting and treatment including recycling expensive and energy intensive.

The most common single-use plastics found in the environment, in order of magnitude are: cigarette butts, plastic drinking bottles, plastic bottle caps, food wrappers, plastic grocery bags, plastic lids, straws and stirrers, other types of plastic bags, and foam take-away containers.

This strategy and its action plan supports our wider climate change strategy in the following areas:

- 3.3 Waste and the wider environment – to ban the procurement of single use plastics for all council services and events by June 2022
- 3.4 Working together in partnership to support Rossendale climate change champions to create wider networks for action

The Council will lead by example in reducing its own plastics use and will encourage its partners to do likewise. We will also work with our communities towards their ambitions of achieving Plastic Free Status for their communities.

Priority 1 - To Minimise the Amount of Single Use Plastics used by the Council in all its Activities

It is imperative that the Council leads on reducing its own use of Single Use Plastics if it is to expect communities to follow suit.

The Council in line with most of the country carries out the collection of recyclable material. The prevailing problems associated with the use of plastics need to be addressed in order to protect the planet, environment and our own health. Currently Rossendale sends around 7400 tonnes of waste for recycling each year and recycles around 33% of the boroughs domestic waste. The average English borough is recycling around 49%.

Single Use Plastics cannot be recycled and must be tackled at source. In practice this means eradicating the use of Single Use Plastics by the Council.

To inform the actions required under this priority, a Single Use Plastics Audit for all Council activities has been completed.

Key actions

Following an audit of Single Use Plastics for the Council, we commit to:

- To find a viable alternative Single Use Plastic sacks that are currently in use in use by our refuse teams
- To use reusable taxi license plates rather than disposable ones
- To Use only compostable cups for water and drinks machines
- To promote with all staff, alternative options to eradicate Single Use Plastics from both their work life and home life e.g. by using tap water rather than bottled water.

Priority 2 - To minimise the amount of single use plastics used in community events and by council partners

The Council does work with a wide range of partners to deliver a wide range of community activities and events. Some of these activities and events relay on council permissions and this enables us to set conditions, such as insisting on there being no use of single use plastics. For other partner activity and events we can play a role in providing alternative sustainable options and promoting these with partners wherever possible.

Key Actions

- To review the permissions process for events on council land in order to insist that Single Use Plastics are not used.
- To encourage and support partner organisations such as Rossendale Leisure Trust, including The Whitaker and ABD Centre to review their use of SUPs and identify alternatives.

- To use our extensive community and business networks to promote the use of alternatives to Single Use Plastics.
- To encourage council suppliers and contractors to not use single use plastics during our procurement of services.

Priority 3 – To assist community groups to achieve Plastic Free Community status as defined by Surfers Against sewerage.

The biggest difference that Rossendale can make in reducing the use of Single Use Plastics is by mobilising and supporting our excellent communities. We have seen time and again that the communities of Rossendale deliver the biggest difference in the quality of the life of residents. Whether this is community groups coming together to support people through the Covid pandemic or coming together to prevent climate change, we have an extensive engagement network that makes a real difference. It is this brilliant network of community activists that will make the biggest difference in reducing the use of Single Use Plastics and creating a Plastic Free Rossendale.

Key Actions

- RBC will agree a Plastic Free Strategy and sign up to Plastic Free Rossendale
- Hold annual conferences on climate change that will bring all those working on a Plastic Free Rossendale together.
- Support local groups to achieve Plastic Free Town status across Rossendale
- Following the achievement of Plastic Free Towns status for all our towns, we will apply for full Plastic Free Rossendale status.

Measuring our Success

This strategy will be managed and monitored through the Council’s Climate Change Officer Group with Plastic Free Working being a Standing Item on the Agenda. They will review the progress made against the following aims and objectives and provide an annual update to Overview and Scrutiny Committee.

Single Use Plastic Audit: Consolidated responses and recommendations for action

This audit considers the main activities undertaken by Rossendale Borough Council that result in the utilisation of single use plastic (SUP). The activities covered are: General Office Activities, ICT and Marketing, Cleaning and Caretaking, Catering and hospitality in Futures Park Offices, meetings and resources rooms and Henrietta Street.

Type of SUP	Use/ Location	Quantity PA Where known	Avoidable?	Alternative Identified Any implications for use eg cost/time	Recommendations for Further action	Next Steps/ Lead Officer
Water dispenser cups	Provision of drinks to staff and visitors awaiting appts and for meetings Futures Park Ground, 1 st 2 nd Floors	Approximately 2,500 per year	Yes	Use of paper biodegradable cups already in use We use cups/ glasses Use of own cups but unclear around compatibility etc	Paper cups are routinely put in bins for general waste so are not being recycled. <ul style="list-style-type: none"> Improve labelling/ signage so that paper cups are included as paper bin waste and recycled Identify a specific space on each floor for location of standardised recycling bins rather than in individual offices Include paper recycling bin in meeting rooms 	Lee Child
Plastic Vending Cups	Provision of drinks to staff and visitors and meetings,	Approximately 1,500 per year	No	Use of paper biodegradable cups already in use	As above.	Lee Child
Cans Crisp and sweet packets	Staff use – vending machines Vending machines and corporate support	Unknown	No	Remove the vending machine which also ticks the box for the health and wellbeing agenda	Cans are recycled in kitchens. <ul style="list-style-type: none"> <i>Scope to recycle crisp/sweet packaging and other soft plastics through the Co-op schemes in Rossendale at Waterfoot, Whitworth and Haslingden. This would need RBC to set up collection point and for an officer to drop off.</i> 	With Plastic Free Communities reps.3

Type of SUP	Use/ Location	Quantity PA Where known	Avoidable?	Alternative Identified Any implications for use eg cost/time	Recommendations for Further action	Next Steps/ Lead Officer
					<ul style="list-style-type: none"> Question as to should we have a vending machine at all? Staff survey? 	CMT decision
Plastic wallets	Meetings/ presentations	Less common but reduced impact where recycled	Recycled from redundant files when destroying files in accordance with document retention schedules.	None	<p>These are reused by staff. Don't procure any more reuse what we have.</p> <ul style="list-style-type: none"> Print room now identified as central store so more opportunities for reuse. Increased use of online docs etc 	All managers
Plastic report/covers	Can be reused not easily recycled	Less common but reduced impact where recycled	Recycled from redundant files when destroying files in accordance with document retention schedules.	None	Continue to reuse but avoid further purchase	All managers
Encapsulating pouches	Protection planning notices etc	5 per year	We have a statutory obligation to publish intention to dispose notices on RBC owned Property/land in line with the constitution	None	No change needed	

Type of SUP	Use/ Location	Quantity PA Where known	Avoidable?	Alternative Identified Any implications for use eg cost/time	Recommendations for Further action	Next Steps/ Lead Officer
Laminating pouches	Presentation/ meetings	Max 50 per annum for notices	No	None	Ensure used signs are recycled where possible	All managers
Plastic wrapping	Paper supplies, newsletters etc	What sort of volume?	Not usually	None	Dependent on suppliers. This something to consider before ordering	All managers
Binding strip	Secure boxes of A3 paper reams	Low volume	No	None	None	
Cable ties	Hold up signs and comms materials Official notices on posts and lighting columns	100 per annum	Yes	Use of recycled string	Cable ties no longer used	All managers
Pens	Offices, meeting etc	50 per year	No	No known credible alternative	<ul style="list-style-type: none"> • Stock is reused • To set up a collection point at Futures Park – printer rooms and identify staff to drop off <i>NB biros, pens and highlighters can be recycled through Helmsshore Recycling scheme .</i>	All staff
Disposable wipes IT screen wipes	Offices Cleaning monitors and It equipment	unknown	Yes	Ensure recyclable products are used	Explore alternative products that can be recycled	Lee Child

Type of SUP	Use/ Location	Quantity PA Where known	Avoidable?	Alternative Identified Any implications for use eg cost/time	Recommendations for Further action	Next Steps/ Lead Officer
Other – staff own food and drink containers	?recycling facilities available not always used	unknown	No	Recycling facilities in each kitchen	<ul style="list-style-type: none"> Behaviour change campaign to encourage reuse and recycling better labelling and information on bins etc clarification on what plastics can be recycled in Rossendale 	Joe Walker/all staff
Covid related packaging: Anti bacterial wipes Face masks Face Visors Anti-bac plastic spray bottles Plastic aprons Plastic gloves LTF tests	offices, reception, meeting rooms,	30 tubs of anti bac wipes per annum	Yes No No	Use of this now diminishing Refillable bottled spray now to be used with paper towels. The use of face masks is now declining but dependent on Covid levels and regs. Face visors are not throw away and are re-usable for other situations Bottles are re-fillable	Hygiene requires single use, no obvious alternative Already using refillable spray etc.	
OTHER (please add)	Vinyl gloves for work tasks, machine maintenance	40 boxes per annum (250 x 40)	yes	Use none disposable textile gloves which can be recycled	Identify recyclable products	??
Procurement – cables etc	IT equipment etc	unknown	No	None	Explore how these can be recycled	Andrew Buckle/Joe Walker

Type of SUP	Use/ Location	Quantity PA Where known	Avoidable?	Alternative Identified Any implications for use eg cost/time	Recommendations for Further action	Next Steps/ Lead Officer
Procurement printer toner cartridges and packaging	Printing rooms	Unknown	No	None	E Ensure all packaging is recycled	Diane Dungworth
Disposal – phones etc	Throughout offices	Unknown	Yes	Recycling	Explore how these can be recycled	Andrew Buckle/Joe Walker
Disposal – IT equipment	Throughout offices	Unknown	Yes	Recycling	Explore how these can be recycled	Andrew Buckle/Joe Walker
Cleaning dispensers	Hand wash etc	Unknown	No	Reused and refilled	No action	
Cleaning agents	Various cleaning chemicals are supplied in plastic bottles and containers	Unknown	No	These are recyclable.	Recycle all plastic containers	Lee Child
Cleaning – small bin bags	Offices and meeting rooms	As an example, Community office uses approx. 10 per week	Yes	Reduce the number of bins to 1 per office, rather than 1 per person. Reductions in purchase of bags and reductions in time for	<ul style="list-style-type: none"> • Easy win for RBC to implement across all offices. Move to group bins: • One waste bin/bin liner per floor or per office • Campaign to instill behaviour change 	Climate Change Officer Group Reps3

Type of SUP	Use/ Location	Quantity PA Where known	Avoidable?	Alternative Identified Any implications for use eg cost/time	Recommendations for Further action	Next Steps/ Lead Officer
		480 per year: replicated across all offices in Futures Park and Henrietta St		cleaning staff to empty and replace. Knock on effect of reducing other larger sacks used for collection		
Cleaning – large bags	Consolidation of waste from offices		Yes can be reduced	See comments small bin bags above	See above	
large bin bags	Confidential waste	Unknown	No	Already reused across council	Recycling in place	
Plastic recycling	Recycling facilities available				Recycling in place	
Disposable gloves (latex & non latex)	Caretaking and cleaning staff	Unknown	Yes	Buy reusable gloves not just for single use	<ul style="list-style-type: none"> Source longer use gloves for staff and encourage staff to preserve for longer. 	Lee Child
Disposable wipes	IT screen wipes Desk and hand cleaning	Unknown	Possibly	Packaged not plastic drum	<ul style="list-style-type: none"> Source lighter packaging not plastic drum, or ensure recycling 	??
Cutlery	Events etc			Already in place	N/A	

Type of SUP	Use/ Location	Quantity PA Where known	Avoidable?	Alternative Identified Any implications for use eg cost/time	Recommendations for Further action	Next Steps/ Lead Officer
Plates dishes, cups etc	Council meetings and events			Already in place	N/A	
Hot drink vending machines – individual sachets	Drink machines in Futures Park meeting rooms and Floors 1 and 2 and outside Council Chamber				<ul style="list-style-type: none"> Pouches are not recyclable in Rossendale – Look to replace in due course 	Lee Child
Plastic milk containers	Meeting rooms, events and regular council activities		Yes	Provide milk in jugs ? waste/costs?	<ul style="list-style-type: none"> Priority for action – replace with milk bottles 	Directors to agree
Containers for sandwiches etc Clingfilm cover	Buffets, Mayoral events Food protection			Using paper bags for sandwiches	N/A	??33
Water dispensers	Staff and visitors	unknown	No		<ul style="list-style-type: none"> Signage and bin to encourage cups put in paper recycling not general waste 	Lee Child
Straws	Hospitality events			Not in use	N/A	

Type of SUP	Use/ Location	Quantity PA Where known	Avoidable?	Alternative Identified Any implications for use eg cost/time	Recommendations for Further action	Next Steps/ Lead Officer
Private Hire Vehicle licence plates	Licensed vehicle ID plate		Yes	Yes – replacement stickers for year on year	None	Phil Morton
Purple Sacks	Lining litter bins and containing picked litter	Lining litter bins and containing picked litter	100,000	No	None	
Black sacks	Residual and excess waste	Residual and excess waste	80,000	Use of biodegradable plastic sacks HAS COST IMPLICATIONS	Use of biodegradable black plastic sacks	Keith Jenkins
Green sacks	Collecting green waste	Collecting green waste	80,000	Possibly	Explore use of biodegradable sacks	Keith Jenkins
Excess waste and recycling sacks	To contain excess recyclable or non recyclable items where bin collections may have missed	To contain excess recyclable or non recyclable items where bin collections may have missed		Possibly	Explore use of biodegradable sacks	Keith Jenkins

Type of SUP	Use/ Location	Quantity PA Where known	Avoidable?	Alternative Identified Any implications for use eg cost/time	Recommendations for Further action	Next Steps/ Lead Officer
Disposable gloves latex and non latex	For waste collection staff	1500	Yes	Buy reusable gloves not just for single use then throw away.	Source longer use gloves for staff and encourage staff to preserve for longer.	Keith Jenkins

Comment on paper cup recycling: not sure that these are recycled with paper as they are usually left in office/meeting rooms waste bins which cleaners collect at end of day and include non recycleable waste so paper cups are not separated out. Need to have bin for paper cups which is clearly signed.

Not SUP but to reduce amount of paper used : Printers default to be set to print double sided as standard to reduce paper/need for boxes of paper

Single Use Plastic: policy context and background

The UN states that only 9% of all plastic produced globally is recycled and pollution from plastics is currently recognised by the public and policymakers as one of the most pressing and challenging environmental issues to address in the UK.¹

UK Policy

In 2011 Government launched its *25 Year Environment Plan*, recognising that plastics pose a great threat to our environment at home and globally. Following this, the *Resources and Waste Strategy for England* was published at the end of 2018 and Government has pledged to remove all consumer single-use plastics from central government estate offices by 2020. This strategy sets out how we will preserve material resources by minimising waste, promoting resource efficiency and moving towards a circular economy in England.

[Resources and waste strategy: at a glance - GOV.UK \(www.gov.uk\)](https://www.gov.uk/government/strategies/resources-and-waste-strategy-for-england)

Rossendale Policy

In September 2019 Rossendale Borough Council's declaration of Climate Emergency included:

- Working towards making the council's activities net-zero carbon by 2030
- Setting a 100% clean energy target, across the Council's full range of functions by 2030.

Following the Council's Climate Emergency declaration RBC committed to take action locally through the development of its Climate Change Strategy and Action Plan published earlier this year (2021). At the September 12th 2019 Full council meeting this Single Use Plastic resolution was unanimously agreed. This motion stated:

"...Council therefore commits to reviewing all service areas with the aim of minimising and hopefully removing entirely our use of non-biodegradable single use plastics and will encourage organisers of the wonderful community events we have in Rossendale to do the same..."

The Council recognises that discarded plastics, including non-recyclable cups, bottles and straws, are a major environmental pollutant and of detrimental impact to Rossendale Borough and its communities.

¹ UN references report published on World Environment Day June 2018.the full report can be found at: <https://www.unenvironment.org/interactive/beat-plastic-pollution/>

Public awareness of the problems caused by our throwaway society is at an all-time high and the council needs to demonstrate by example actions taken reduce the use of SUPs and promote reduction of SUPs across the whole community.

What are Single Use Plastics?

Single Use Plastics (SUPs) and the effects of plastic pollution in rivers, oceans and beaches has become a much discussed topic with high levels of public interest. According to recent research over eight million metric tons of plastic waste ends up in the world's oceans each year, endangering marine life. There is also a growing understanding of the risks posed to human health and the wider food chain.

Single-use plastics also known as disposable plastics are commonly used for plastic packaging and include items intended to be used once before they are thrown away or recycled.

The most common single-use plastics found in the environment, in order of magnitude are: cigarette butts, plastic drinking bottles, plastic bottle caps, food wrappers, plastic grocery bags, plastic lids, straws and stirrers, other types of plastic bags, and foam take-away containers.



The problem

The problem is the prolific use of avoidable single use plastic items such as plastic drinking straws, plastic drink which are used on average for around 20 minutes but can take over 400 years to degrade.

Around 300 million tons of plastic waste is produced every year and about half of which is the single-use type.

- Consequently, 91% of plastic waste ends up in landfills instead of being recycled every year.
- For every ton of plastic recycled, around 680 gallons of oil and 5,774 kWh of energy are saved.
- Also, recycling one ton of plastic saves up to 2,000 gallons of gasoline.²

Plastic is a complex mixture of various chemicals which do not biodegrade or compost but simply degrade. This means plastics slowly break down into smaller and smaller pieces (micro-plastics) a process that can take hundreds of years. These micro-plastics also get into ecosystems, wildlife and our bodies (eg by eating fish). The long term impact of micro-plastics on human health is currently unknown but there are serious concerns about the consequences.

² [60 Recycling Statistics: 2020/2021 Data, Trends & Predictions | CompareCamp.com](#) Arthur Zuckerman May 11 2020

The process also releases CO₂, increasing our carbon footprint and leaching toxic chemicals into the environment. These pass into water supplies, rivers and seas and through farmland where they are absorbed by plants and animals and thus enter the food chain.

Current Situation

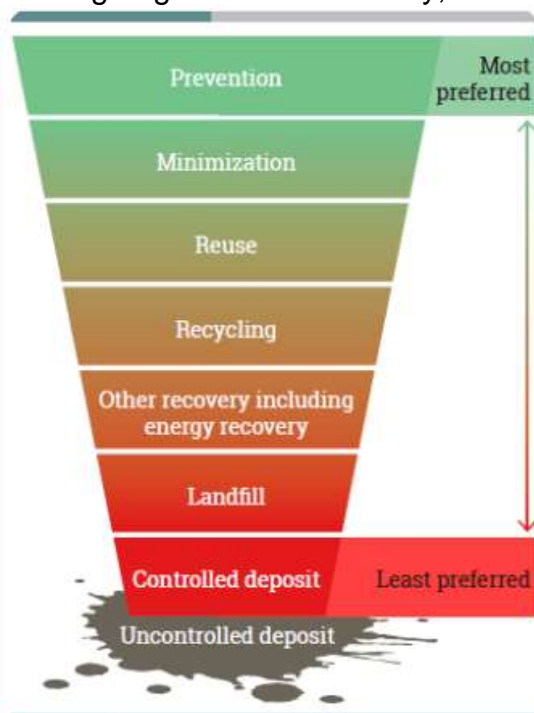
Plastics generally, and in particular SUPs are currently wide spread. They contain a number of different types of plastics, especially in the food industry. Not all of these are recyclable and the wide range of plastics in use makes collection, sorting and treatment including recycling, expensive and energy intensive.

The Council in line with most of the country carries out the collection of recyclable material. The prevailing problems associated with the use of plastics need to be addressed in order to protect the planet, environment and our own health.

Currently Rossendale sends around 7400 tonnes of waste for recycling each year and recycles around 33% of the boroughs domestic waste. The average English borough is recycling around 49%.

The international recognised waste hierarchy highlights that waste prevention is the most favourable option, with reuse and recycling following behind.

SUPs go against this hierarchy, encouraging the least preferred options of waste disposal – controlled and uncontrolled deposit.



Source: Global Waste Management Outlook, UNEP, 2015.

Rossendale Borough Council is committed to prevent, reduce, reuse and recycle as much waste including SUPs as possible in all our activities. As part of our approach this strategy sets out the measures that the council will take to prevent the use of SUPs within our own activities and how we will lead by example to educate and encourage others to follow suit.

Leading by Example

The UK government made a start on reducing the prevalence of SUPs in our environment following the introduction of the 5p bag charge, increased to 10p in 2021. Since its introduction the number of bags used has gone down by more than 95% in England. A total of nearly £180m has also been raised for good causes from the revenue collected.

Other countries have gone further. The Deposit Return Schemes (DRS) have also been effective in reducing litter and increasing reuse of plastic products. DRS levy a charge on plastic products as a deposit which is returned to the customer when the packaging is brought back to the store for reuse.



	Deposit scheme	Money back	Recycling rates
 Germany	Plastic bottles; glass; aluminium cans	22p	98.5%
 Norway	Plastic bottles; glass bottles; aluminium cans	9-24p	95%
 Netherlands	Large plastic bottles; beer bottles; plastic beer crates	9-23p	95%
 Finland	Plastic bottles; aluminium cans; glass bottles	9-36p	93%
 Denmark	Plastic bottles; glass bottles	12-35p	89%
 Sweden	Plastic bottles; aluminium cans	9-18p	85%
 Canada (British Columbia)	Glass; plastic bottles; Tetra Pak containers, aluminium/steel cans	6-12p	85%
 USA (California)	Aluminium; glass; plastic	4-8p	83%
 South Australia	All drinks containers	6p	81%
 UK	None		57%

Daily Mail On-line, 14th February 2017, by Daniel martin and Sean Poulter

Across the UK, consumers go through an estimated 14 billion plastic drinks bottles, 9 billion drinks cans and 5 billion glass bottles a year. In March 2021 DEFRA opened a second consultation on DRS in England Wales and Northern Ireland.

However in light of the disruption caused by the pandemic any decision to implement will be delayed until late 2024 at the earliest.

Solutions and Considerations

Life Cycle Thinking

The current debate around waste plastics has focussed on their impact on marine pollution and has brought some people to question the long-term viability of a single use throwaway society. However, some of the alternatives to single use plastics may impact more on climate change.

The answer is not as simple as all plastic is bad. If plastic products are made to last and are reused again and again and then recycled at the end of their usefulness they can be a sustainable option. Some single use “disposable” plastic items are less avoidable – for example single use plastics used in medical testing and discarded safely to avoid contamination and potentially serious impacts on human health.

Considering using alternatives such as non-plastics and reusable containers can result in counterintuitive consequences. Life Cycle Thinking will be essential to ensure that reusable replacement products don't have a greater environmental impact than disposable alternatives.

By considering all stages of a product's lifespan, including extraction of raw materials, construction, use and disposal, we can ensure that measures taken at one stage do not lead to unintended consequences in another.

For example, results from life cycle assessments suggest that:

- Cotton bags need to be used 173 times before they become more environmentally friendly than a single use plastic bag;
- Paper bags can decompose but have a higher carbon footprint than plastic ones, because the process of making them uses more energy; and
- A stainless steel water bottle needs to be used several hundred times before it is better for the environment than a single-use plastic one.

Compostable items

In many sites, compostable plastics have been seen to be a good alternative to SUPs. However, compostable plastics tend to exhibit similar aesthetic and physical properties as non-compostable plastics meaning that they are almost impossible to distinguish at a composting plant. There is no way for plant operators to determine whether they should be accepted in the process or screened out as contamination. Conversely, this same confusion arises at plastics recycling facilities which cannot differentiate between compostable and mainstream target plastic types.

A key limitation of compostable plastics is that a period of six months is required to break down the material. This is unlikely to be realistic for composting facilities in the UK which typically process material over an eight to twelve-week period.

In principle, compostable cups appear to be environmentally preferable. However, under current arrangements it is likely that the majority of compostable cups end up in landfill where their breakdown produces methane, a greenhouse gas 25 times more damaging than carbon dioxide.

In light of the above, it is recommended that focusing on waste prevention via reuse as the preferred option for cups. If the Council opts to use compostable items, then the only way to ensure these are correctly disposed of is to have suitable compostable facilities onsite or nearby, Windrows, typically utilised for green waste are not suitable.

References and resources

[Home - Plastic Free GM : Plastic Free GM](#) useful content including factsheets and ideas for alternatives.

[What is single use plastic? — Plastic Free Challenge](#)

[Home - Plastic Free Communities](#)

Surfers against Sewage - What is a Plastic Free Community?

Plastic free community status is awarded by Surfers Against Sewage (SAS). Many communities across the UK have achieved this already. Locally this includes Longridge in Lancashire and Ramsbottom in Bury. It is led by communities themselves but must be supported by the local authority or town council. SAS publishes advice for councils on its website which includes the following actions:

- Support plastic free initiatives and the community groups working on them in your area.
- Work with Plastic Free Community leaders on the motion or resolution supporting Plastic Free Communities.
- Liaise with your community leaders to facilitate and promote the campaign locally.
- Encourage schools, businesses, community groups and individuals to get involved.

But most of all...

- Demonstrate leadership and set up a working group to examine the options available to reduce avoidable single-use plastic
- Perform a complete audit of avoidable, single-use plastic items used across council owned buildings and facilities.
- Develop a plastics strategy with specific objectives for eliminating avoidable single-use plastics. Link this to environmental policy, waste strategy and sustainable procurement policies where appropriate.
- Ensure appropriate recycling routes are available to capture plastic.
- Enable reuse and refill schemes to replace single-use plastic consumption.
- Consider how you can promote the reduction of single-use plastics across the council area and involve collection and waste disposal authorities in this process.

The Council has already made progress towards implementing some of these actions:

1. Carried out an audit of single use plastic in council owned buildings
2. Held a climate emergency action day on 10th November for community groups and residents which included sharing information about plastic free communities and how to establish them in Rossendale
3. Developed a plastics strategy for the Council

Taken from: <https://www.sas.org.uk/advice-plastic-free-councils/>

Subject:	Authority Monitoring Report	Status:	For Publication
Report to:	Overview & Scrutiny	Date:	7 March 2022
Report of:	Planning Manager	Portfolio Holder:	Environment
Key Decision:	<input checked="" type="checkbox"/> Forward Plan <input checked="" type="checkbox"/>	General Exception	<input type="checkbox"/> Special Urgency <input type="checkbox"/>
Equality Impact Assessment:	Required:	Yes/No	Attached: Yes/No
Biodiversity Impact Assessment	Required:	Yes/No	Attached: Yes/No
Contact Officer:	Mike Atherton / Anne Storah	Telephone:	01706 252418
Email:	annestorah@rossendalebc.gov.uk		

1.	RECOMMENDATION(S)
1.1	To note the contents of the Rossendale Authority Monitoring Report 2018/2019, 2019/2020 & 2020/2021
1.2	To agree that the Authority Monitoring Report be brought to Overview and Scrutiny on an annual basis, reporting on delivery of the Adopted Rossendale Local Plan.

2. PURPOSE OF REPORT

- 2.1 To update members of the Authority Monitoring Report, undertaken in relation to the now superseded Adopted Core Strategy.

3. BACKGROUND

- 3.1 The need to undertake an Authority Monitoring Report is set out in The Town and Country Planning (Local Planning) (England) Regulations 2012. Prior to this the Report was known as the Annual Monitoring Report, and was introduced in the Town and Country Planning (Local Development) (England) Regulations 2004.
- 3.2 The purpose of the AMR is to report progress on meeting the timetable for adoption of the Local Plan as set out in the Local development Scheme. It is also expected to provide an update in relation to adopted planning policies, as set out in the adopted Core Strategy (which was superseded in December 2021 by the new Rossendale Local Plan (2019 to 2036). Although comprising the Development Plan for Rossendale, the Minerals and Waste Local Plan is prepared by Lancashire County Council who monitor this separately.
- 3.3 Unfortunately due to the team prioritising work on the Local Plan examination coupled with diminishing resources in the team, it has not been possible to update the AMR in full on an annual basis. Monitoring has been undertaken but this has been prioritised to essential matters such as the delivery of housing and employment, for example, the 5-year housing land supply document has been produced regularly, and returns made to Government information requests, e.g. Green Belt within the Borough, maintaining the Self Build Register, identifying sites for the Brownfield Register, tracking planning agreements for the annual Infrastructure Funding Statement. As a result this AMR covers the period from 1 April 2018 to 31 March 2021. Due to time constraints it has not been possible to undertake health checks of the town centres but this will be included in the next AMR which will cover the period 2021 to 2022 and will be taken to Overview and Scrutiny later this year.
- 3.4 Some of the information required is no longer available and so this has not been able to be recorded. For example Lancashire County Council no longer record visitors to Lee Quarry. The Annual Business Survey is not published so it is difficult to identify jobs in tourism.

3.5 This will form the last Authority Monitoring Report based on the adopted Core Strategy. We shall now be monitoring policies in relation to the adopted Local Plan. Monitoring indicators are set out at the end of the Local Plan.

3.6 Key Findings

The extract from the AMR's Executive Summary is set out below:

The AMR includes information on implementation of the Rossendale Core Strategy (adopted November 2011) for the period 2018/19 to 2020/21.

The report identifies a number of key points:

- Housing delivery fell below the average requirement for each of the years monitored
- There was a net loss of floorspace previously used for business (land use class B1), general industrial (B2) and storage and distribution (B8) purposes
- About 49% of housing delivery occurred on previously developed land
- The new Rawtenstall bus station opened in January 2020

The Council updated its Brownfield Land Register which is published on the website and on the data.gov.uk website.

The Council has established a database of people interested in self-build and custom build housing, in line with current statutory requirements. This is to identify the level of demand for self-build/custom build within Rossendale. As of 31 March 2021 there were 34 individuals and no associations listed on the Self Build and Custom House-building Register.

The Housing Delivery Test has been introduced by the Government to monitor the completions of new dwellings in each Local Planning Authority against their housing need. The first results were published in 2019 and show that Rossendale Borough Council delivered 77% of the homes required. The following year results (2020) report a delivery of 64%. The level of completions has reduced further.

The Government has also introduced changes relating to the Use Classes Order, including the introduction of a new land use Class E for Commercial, business and service uses which now incorporates shops (formerly Class A1), financial and professional services (formerly Class A2), cafes or restaurants (formerly Class A3), businesses (formerly class B1), clinics, health centres, crèches, day nurseries, day centre (formerly Class D1) and gyms as well as certain types of indoor recreations (formerly Class D2). In this AMR, employment use has still been monitored for the land use classes B1 (business), B2 (general industrial) and B8 (storage and distribution).

Progress against the Local Development Scheme (LDS)

The LDS was updated in December 2019, following the close of the first set of Hearings for the examination of the Local Plan and took into account the Further Actions requested by the Inspectors. The Council expected to consult on the Main Modifications in the summer of 2020 but this was delayed with the consultation starting in September 2021. Factors contributing to this include the scale of the additional work and the need to involve external consultants, unanticipated staffing changes, and the pandemic which effected changes in working practices at the Council and the Planning Inspectorate. As a result adoption was delayed by 12 months in respect of the published LDS.

A new LDS will be produced to take account of work in producing the specified SPDs and the implications of future Local Plan monitoring and Government guidance for reviewing development plans. Current guidance requires the review of local plans to be considered within five years of adoption – ie. December 2026.

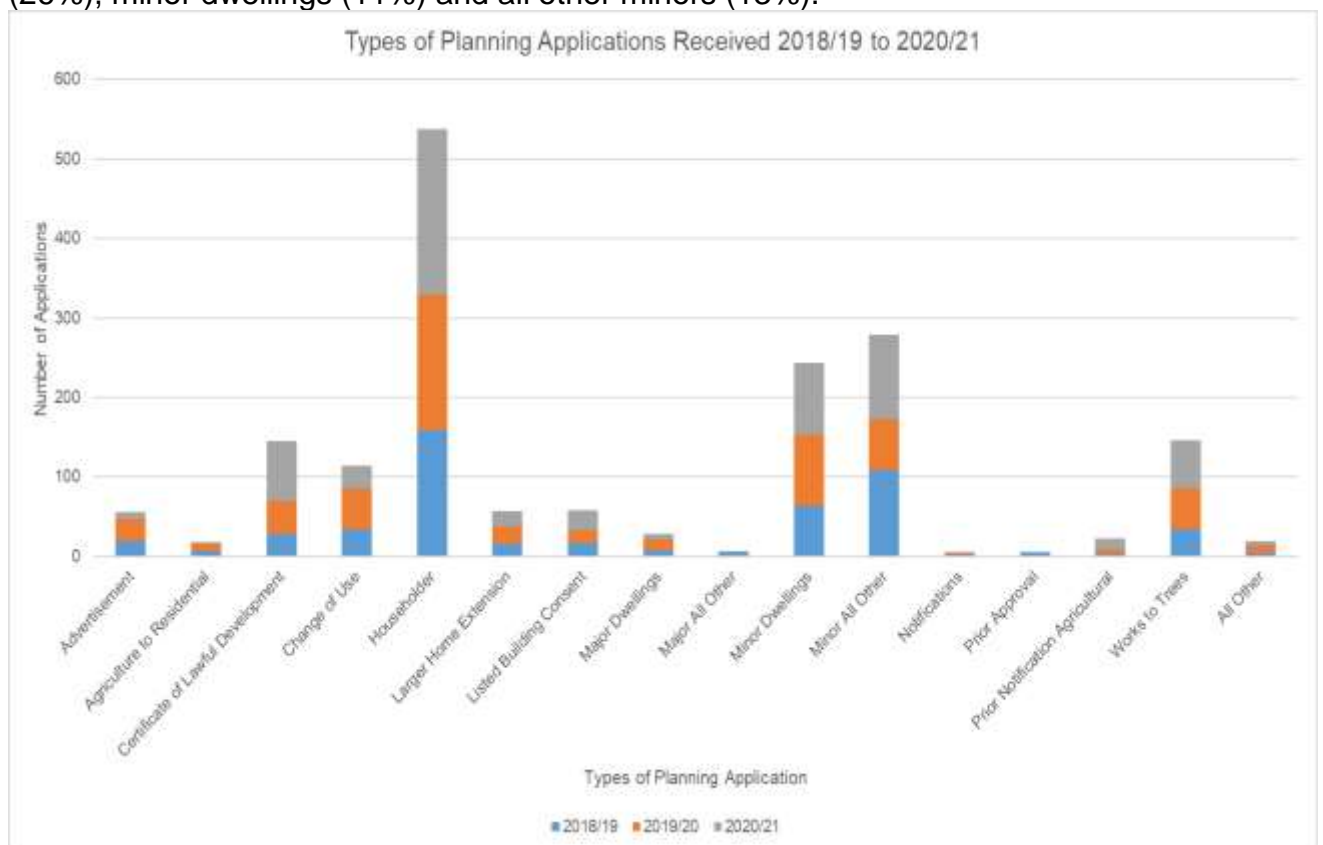
The LDS refers to possible production of a Community Infrastructure Levy Charging Schedule which would be prepared and undergo examination in a similar manner as for the Local Plan. Work on this was scheduled for summer 2021 with consultation in July 2022 and submission and subsequent examination in 2023, with adoption in 2024. Given the changes set out in the Government’s Planning White Paper, which broached the introduction of a national Infrastructure Levy it is considered sensible to delay a decision on this until more detail is forthcoming. The priority of the Forward Planning team will be the production of the SPDs, other ongoing work (eg the Brownfield Register) and monitoring the delivery of the Local Plan (2019 to 2036).

Planning Application Statistics

Between **1st April 2018 and 31st March 2019** – 659 planning applications were received for a wide range of different types of development and planning consents. This included 34 applications for work to trees. Of the applications received: householder developments (24%), minor dwellings (nearly 10%) and all other minors (16%).

Between **1st April 2019 and 31st March 2020** – 719 planning applications were received for a range of different types of development and planning consents. This included 52 applications for work to trees. Of the applications received: householder developments (nearly 24%), minor dwellings (12%) and all other minors (nearly 9%).

Between **1st April 2020 and 31st March 2021** – 787 planning applications were received for a range of different types of development and planning consents. This included 60 applications for work to trees. Of the applications received: householder developments (26%), minor dwellings (11%) and all other minors (13%).



3.7 A number of other key findings are discussed below:

General

- Number of planning applications received has risen from 659 in 2018/19 to 787 in 2019/20. (The latest year 2020/21 recorded 719 applications). Almost a quarter of these application is for householder developments.
- Key sections of the “Valley of Stone” cycleway have progressed including the link from Britannia to the Rochdale border, the section from Snig Hole to Ravenshore and Irwell Vale (part of National Cycle Route 6) and the surface improvement works to the Massey Croft section.

Housing

- Majority of new dwellings were built inside the urban boundary in 2018/19 and 2020/21 (97% and 91% respectively), but in 2019/20, only 67% were built inside the Urban Boundary. The recently adopted Local Plan has extended the Urban Boundary around most settlements in the Borough and therefore there will be more opportunities to build new houses within the Urban Boundary now.
- There has been an under-delivery of new dwellings built with a cumulative backlog of about 500 units between April 2018 and March 2021 (306 units built against 800 expected).
- Less than 15% of new residential developments were built at a high density of 50 dwellings per hectare or above in Rawtenstall, Haslingden, Bacup and Whitworth. In all other areas, the number of new residential developments with a density of 30 dwellings per hectare or above has increased between 2018/19 and 2020/21.
- 30 affordable homes were delivered between April 2018 and March 2021 (about 10% of the overall delivery) which is below the Core Strategy target of 25 units annually.
- On average 49% of new housing was delivery on previously developed land between April 2018 and March 2021 which is below the target of 65%.
- The target for the delivery of Gypsies, Travellers and Showpersons pitches has now changed with the adoption of the new Local Plan. There was an objective to deliver 5 permanent and 3 transit pitches in the Core Strategy, while now a Negotiated Stopping Policy is in place to address the demand for sites. One application has been received for a showperson site between April 2018 and March 2021.

Education

- A new education and training facility opened in Bacup in 2018 operated by Stubblelee Greenhouses.
- The proportion of Rossendale’s residents with NVQ level 3 or higher in 2018, 2019 and 2020 is lower than the national average.

Transport

- Funding for a strategic outline business case has been secured to extend the use of the East Lancashire Railway as a commuter line.
- The new Rawtenstall bus station and retail/café units was completed in January 2020.

Employment

- The number of jobs in Rossendale has increased in 2018 but reduced in 2019 and 2020 to pre-2009 levels.
- There has been a net loss of over 2000 sq m of land/buildings previously in use as business (land use class B1), general industrial (land use class B2) or storage and distribution (land use class B8). Some of these land/buildings have been re-used for housing (e.g. Croft Mill in Edenfield).

Retail and Town Centres

- All new retail floorspace approvals were outside the Primary Shopping Area (where retail units should be concentrated) which is higher than the 20% threshold of the Core Strategy.
- More than 30% of office use was approved outside of town centres which is just over the Core Strategy threshold of 30%.
- Health checks will be undertaken in the spring for all the centres identified in the new Local Plan and reported in the next AMR for the period 2021/22

Built Environment

- A new Conservation Area has been designated for Haslingden.

Climate Change and Renewable Energy

- 6 applications were approved for solar panels and biomass boilers

Planning contributions

- 10 major applications have generated planning contributions via a Section 106 Agreement between 2018 and 2020.

3.8 Addressing the issues raised in the AMR

Housing delivery has continued to be less than required. As a result a Housing Action Plan will need to be prepared and published before July 2022, identifying issues that are stifling housing delivery and recommending solutions to overcome this. Now that the new Local Plan has been adopted that allocates specific sites for new housing, it is expected that delivery will accelerate. Until then though the presumption in favour of sustainable development applies and the Council must continue to apply the tilted balance in respect of planning applications that involve residential development.

The Local Plan has amended the Urban Boundary and so **more development should now be brought forward within the Urban Boundary**. Similarly development has not come forward as set out in the housing tiers identified in the Core Strategy distribution (Policy 3). The Local Plan is not taking forward this policy. Due to not having an up-to-date Local Plan in place, failure to demonstrate a 5-year housing land supply, and not delivering enough housing to meet need as recorded by the Housing Delivery Test, it has been difficult to control the location of new housing. This situation is expected to improve as the new Local Plan policies take effect and housing is delivered on the allocated sites. However, until the number of housing completions increase the tilted balance will still apply in decision-making.

The **density of new housing** has not been delivered in accordance with the Core Strategy policies. The Local Plan has amended this, with densities of new housing now expected to be in keeping with the local area and only higher densities (ie at least 40 dwellings per hectare) to be required in town and district centres.

Affordable housing delivery has been less than expected. However, this is expected to improve with housing applications recently approved with policy-compliant affordable housing levels, or solely for affordable housing (eg at Dark Lane) are built out.

Employment losses have continued, partly as a result of applying the tilted balance in the determination of housing applications. The Local Plan argued the need for new, larger employment allocations, particularly in the west of the Borough and this was supported by the Planning Inspectors who accepted that exceptional circumstances have been demonstrated to justify the release of Greenbelt land.

It has not been possible to undertake **Town Centre health checks** for this AMR but this will be addressed and reported on in the next AMR which will be presented to members later this year. This will provide a new baseline for delivery of the Local Plan policies.

Some of the monitoring targets identified are outside the scope of planning, such as educational attainment. Nevertheless for context the AMR shows that Rossendale residents with NVQ level 3 (degree equivalent) has fallen below the national figures, with 2019 showing a particularly low blip of just 44.9% compared to 58.5% nationally. Other targets are no longer monitored, or the monitoring period is no longer applicable, for example, the % of the resident population with access to the next generation broadband by 2018.

4. RISK

4.1 This Report is for information only and so has no associated risks.

5. FINANCE

5.1 There are no additional financial implications arising from this report.

6. LEGAL

6.1 All legal implications are covered in the body of the report

7. POLICY AND EQUALITIES IMPLICATIONS

7.1 Policy implications are contained within the body of the report. The Local Plan was adopted December 2021 and this supersedes the Core Strategy.

7.2 This report is unlikely to have any adverse impacts under the Council's Equality Policy or associated equality duties.

8. CONCLUSION

8.1 This AMR provides the last position in relation to the adopted Core Strategy. The next AMR which will be published later this year will focus on the period from 1 April 2021 to 31 March 2022 and will be monitored against the targets set out in the adopted Local Plan (2021).


8.2 It is considered that the Local Plan and in particular the Housing Action Plan which is required by DLUHC to be updated by July 2022 will help address some of the issues in housing delivery. Rossendale has suffered by being unable to provide surety for investors in the absence of an up-to-date plan which will have negatively affected plans for inward and existing commercial investment on employment land. The implementation of the Local Plan objectives supported by effective planning guidance documents and an efficient development management function should help reverse some of the negative trends of delivery in the latter stages of the Core Strategy.

Background Papers	
Document	Place of Inspection
Rosendale Authority Monitoring Report 2018/2019, 2019/2020 & 2020/2021	Draft Version attached

Authority Monitoring Report (AMR)

2018/2019, 2019/2020 & 2020/2021

Produced by **Forward Planning** – March 2022



Contents Page

Contents Page	2
Figures	3
Introduction	4
Executive Summary	5
Chapter 1: Progress According to the Adopted Planning Policy Timetable (LDS)	10
Chapter 2: Area Vision Areas	15
AVP1: Whitworth, Facit and Shawforth.....	15
AVP2: Bacup, Stacksteads, Britannia and Weir.....	16
AVP3: Waterfoot, Lumb, Cowpe and Water	17
AVP4: Rawtenstall, Crawshawbooth, Goodshaw and Loveclough	18
AVP5: South West Rossendale.....	19
AVP6: Haslingden and Rising Bridge	20
Chapter 3: Topic Planning Policies	21
Policy 1: General Development Locations and Principles.....	21
Policy 2: Meeting Rossendale’s Housing Requirement.....	24
Policy 3: Distribution of Additional Housing	30
Policy 4: Affordable and Supported Housing	32
Policy 5: Meeting the Needs of Gypsies, Travellers and Travelling Showpeople	33
Policy 6: Training and Skills	35
Policy 7: Social Infrastructure	36
Policy 8: Transport	37
Policy 9: Accessibility	39
Policy 10: Provision for Employment	39
Policy 11: Retail and Other Town Centre Uses	42
Policy 12: The Valley Centre.....	45
Policy 13: Protecting Key Local Retail	46
Policy 14: Tourism.....	47
Policy 15: Overnight Visitor Accommodation	49
Policy 16: Preserving and Enhancing the Built Environment.....	50
Policy 17: Rossendale’s Green Infrastructure	51
Policy 18: Biodiversity, Geodiversity and Landscape Conservation.....	52
Policy 19: Climate Change and Low Carbon and Zero Carbon Sources of Energy	54
Policy 20: Wind Energy	55
Policy 21: Supporting the Rural Economy and its Communities.....	55

Policy 22: Planning Contributions56

Policy 23: Promoting High Quality Designed Spaces58

Policy 24: Planning Application Considerations.....59

Figures

Figure 1: Planning Application Analysis.....8

Figure 2: Local Development Scheme Published in December 2019.....10

Figure 3: Housing Delivery (2015 to 2018).....23

Figure 4: Map of Housing Tiers.....24

Figure 5: Distribution of housing completions by tier during 2017/2018.....28

Figure 6: Average distribution of housing completions by tier over the 3 year period.....28

Figure 7: Policy 3 target for the distribution of additional housing.....28

Figure 8: Employment Trends in Rossendale.....33

Figure 9: Town Centre Vacancies by Centre.....35

Figure 10: Convenience Retail Unit Levels in Local Centres (Rossendale Town Centre, Retail, Leisure and Tourism Study).....39

Introduction

Welcome to the Authority Monitoring Report (AMR). This AMR covers events and facts for the period from 1st April 2018 up to 31st March 2021. The Core Strategy, which this document monitors, was found “sound” after its Examination in Public and was formally adopted by the Council on 8th November 2011. The adopted Core Strategy contains targets and indicators for each Policy including the Area Visions. In order to provide users of this document with as much information as possible and to provide a baseline for future monitoring we have structured this document in line with the Core Strategy targets.

On the 15th December 2021 the Council adopted the Rossendale Local Plan 2019 to 2036, which has replaced the 2011 Core Strategy and future AMRs will monitor the policies found in the new plan.

Every effort has been made to ensure the accuracy of the information; however, due to the changes in monitoring procedures some figures have been rounded up or down or data may not be available at this time.

Feedback on the structure and how the information is set out is appreciated. Please send any comments to Forward Planning at forwardplanning@rossendalebc.gov.uk or ring 01706 252415.

Executive Summary

This document includes information on implementation of the Rossendale Core Strategy (adopted November 2011) for the period 2018/19 to 2020/21.

Increasing pressures on local government have made it more difficult to maintain accurate data records. This has been the case both at County and District level. At County level in particular the monitoring of biodiversity, accessibility and Public Rights of Way data has greatly reduced or disappeared completely. The Lancashire Profile compiled by LCC has been amended, replaced by Lancashire Insight.

The report identifies a number of key points:

- Housing delivery fell below the average requirement for each of the years monitored
- There was a net loss of floorspace previously used for business (land use class B1), general industrial (B2) and storage and distribution (B8) purposes
- About 49% of housing delivery occurred on previously developed land
- The new Rawtenstall bus station opened in January 2020

Considerable work was undertaken on preparing a thorough and robust evidence base for the Rossendale Local Plan 2019 to 2036. This covers the following topics and is published on the Council's website.

Evidence base documents:

- Strategic Housing Market Assessment (SHMA)
- Strategic Housing Land Availability Assessment (SHLAA)
- Critical Friend Review of SHLAA
- Viability Assessment
- Employment Land Review
- Strategic Flood Risk Assessment (SFRA)
- Town Centre, Retail, Leisure and Tourism Study
- Gypsy and Traveller Area Assessment (GTAA)
- Ecological Networks Study
- Landscape Character Study (completed 2015)
- Playing Pitch Strategy
- Highways Capacity Study
- Access to Employment Sites Study
- Green Belt Review

The Evidence base is also accompanied by a Sustainability Appraisal/Habitats Regulations Assessment.

The Council has updated its Brownfield Land Register which is published on its website and on the data.gov.uk website.

The Council has also established a database of people who are interested in self-build and custom build housing, in line with current statutory requirements. This is to identify the level of demand for self-build/custom build within Rossendale. As of 31st March 2021 there were 34 individuals and no associations listed on the Self Build and Custom House-building Register.

The Housing Delivery Test has been introduced by the Government to monitor the completions of new dwellings in each Local Planning Authority against their housing need. The first results were published in 2019 and show that Rossendale Borough Council delivered 77% of the homes required. The following year results (2020) report a delivery of 64%.

The Government has also introduced changes relating to the Use Classes Order, including the introduction of a new land use Class E for Commercial, business and service uses which now incorporates shops (formerly Class A1), financial and professional services (formerly Class A2), cafes or restaurants (formerly Class A3), businesses (formerly class B1), clinics, health centres, crèches, day nurseries, day centre

(formerly Class D1) and gyms as well as certain types of indoor recreations (formerly Class D2). In this AMR, employment use has still been monitored for the land use classes B1 (business), B2 (general industrial) and B8 (storage and distribution).

Overview

Between 1st April 2018 and 31st March 2019 – 659 planning applications were received for a whole range of different types of development and planning consents. This included 34 applications for work to trees.

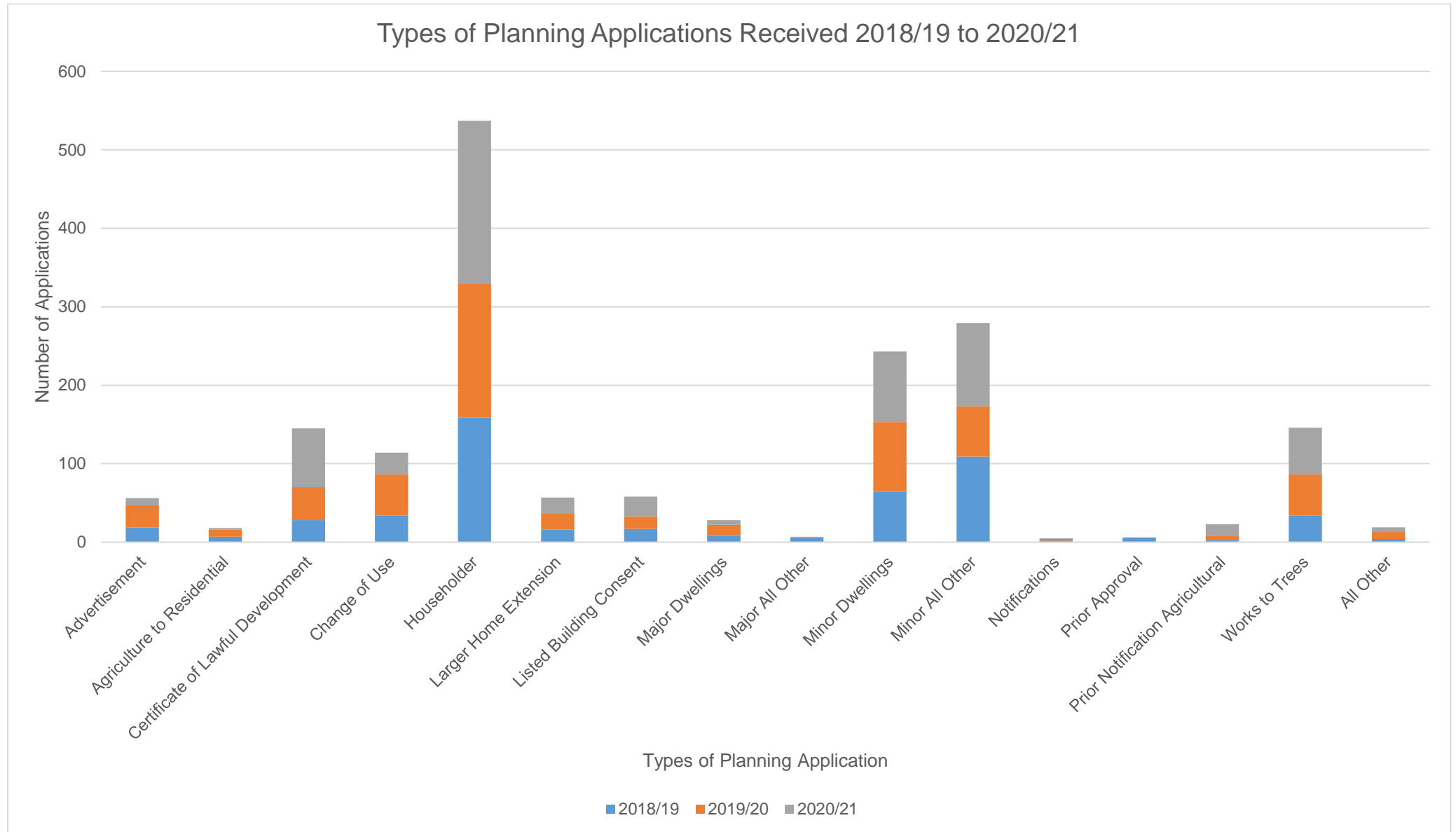
Between 1st April 2019 and 31st March 2020 – 719 planning applications were received for a whole range of different types of development and planning consents. This included 52 applications for work to trees.

Between 1st April 2020 and 31st March 2021 – 787 planning applications were received for a whole range of different types of development and planning consents. This included 60 applications for work to trees.

The bar chart below illustrates the proportion of applications received for each of the types of planning permission. The majority of planning applications received over the period:

- 2018 – 2019 were for householder developments (24%), minor dwellings (nearly 10%) and all other minors (16%).
- 2019 – 2020 were for householder developments (nearly 24%), minor dwellings (12%) and all other minors (nearly 9%).
- 2020 – 2021 were for householder developments (26%), minor dwellings (11%) and all other minors (13%).

Figure 1: Planning Application Analysis



Source: Idox Planning System

Definition of Types of Applications

Advertisements	Shop signs and other advertisements large enough to need planning consent
Certificate of Lawful Development	Confirmation that existing or proposed developed is lawful and does not require planning permission
Change of Use	Change from one planning use class to another e.g. shop to an office, house to shop etc.
Discharge of Conditions	Conditions are often attached to planning permissions that need further details to be submitted and approved by the council at certain stages – the process is called ‘discharge of conditions’
Householder Developments	Works or Extension to a Dwelling i.e. proposals to alter or enlarge a single house, including works within the curtilage (boundary/garden) of a house. For example, extensions to houses, conservatories, loft conversions etc.
Listed Building Consent	An application required to alter or extend a listed building in a way that affects its character or appearance as a building of special architectural or historic interest, or demolish it
Major Dwellings	10 houses or more or sites of 0.5 hectares or more (if the number of dwellings is not known)
Major Other	Where the floor space to be built is 1,000 square metres or more, or where the site area is 1 hectare or more
Minor Dwellings	Less than 10 houses
Minor Industrial	Industrial development of less than 1000 square metres
Minor Office	Office development of less than 1000 square metres
Minor Other	Extensions to non-residential properties, minor engineering works etc.
Minor Retail	Retail development of less than 1000 square metres
Neighbouring Authority	Consultation with a neighbouring local authority or Lancashire County Council
Non-material Amendment	An application for a small change to an existing permission – for example, that does not vary significantly from what was described on the planning permission and that does not conflict with any conditions or planning policy
Other Developments	Any type of development not covered in the other categories
Other Major Development	Any development over 1000 square metres that would not be classed as industrial, office or retail i.e. Theatre, car show room etc.

Pre-Applications	Advice given before a planning application is submitted
Prior Approval / Notifications	Notification of works that do not require planning permission i.e. Agricultural buildings or demolitions, telecoms etc.
Reserved Matters	An application for the outstanding reserved matters from an outline permission i.e. the information excluded from the initial outline planning application
Screening Opinion	Advises whether an Environmental Impact Assessment is required to be submitted with a planning application
Variation of condition	An application to vary a condition(s) previously imposed on a planning permission

Chapter 1: Progress According to the Adopted Planning Policy Timetable (LDS)

The latest Local Development Scheme was agreed at the Council meeting of 23rd December 2019.

Figure 2: Tables of the Local Development Scheme as published in December 2019

Table 1: Rossendale Local Plan (2019-2034), Preparation Stages and alignment with Town and Country Planning (Local Planning) (England) Regulations 2012 (effective from 24 December 2019)

<i>Draft Plan (Reg 18)</i>	<i>Publication (Reg 19)</i>	<i>Submiss ion to Planning Inspecto rate (Reg 22)</i>	<i>Examination in Public (Regs 23 and 24)</i>	<i>Inspector's Report (Reg 25)</i>	<i>Adoption by Council (Reg 26)</i>	<i>Next Draft Plan</i>
July 2017	August 2018	March 2019	Hearings held September to October 2019 Currently paused pending further work Expected to resume with Main Modifications consultation June / July 2020	November 2020	December 2020	January 2022

Actual Timescales

Since the publication of the LDS, the Main Modifications consultation took place in September 2021, the Inspector's report was then received in November 2021 and the Council adopted the Local Plan in December 2021.

In line with Government guidance the Council will monitor the adopted Local Plan policies, to ensure the consideration of any Local Plan review takes place within the next 5 years, or as amended by any future Government guidance.

Community Infrastructure Levy for Rossendale*

Table 2: Potential CIL timetable and alignment with the Community Infrastructure Regulations 2010

<i>Consultation on Preliminary Draft Charging Schedule & other documentation (Reg 15)</i>	<i>Consultation on draft Charging Schedule & other documentation (Reg 16)</i>	<i>Submission to Planning Inspectorate (Reg 19)</i>	<i>Examination in Public (Reg 20)</i>	<i>Inspector's Report (Reg 23)</i>	<i>Adoption by Council</i>
July 2021	July 2022	Feb 2023	June 2023	Nov 2023	March 2024

* A decision has not yet been taken by the Council in respect to the Community Infrastructure Levy. If it is decided to proceed, documentation will include information on Infrastructure requirements, viability and other funding sources for infrastructure as well as the Charging Schedule.

Table 3: Supplementary Planning Documents (SPDs) to accompany the adopted Local Plan

The following SPDs are referenced in the new Local Plan, adopted December 2021. Dates for production are to be confirmed and are expected to be published in the next Local Development Scheme.

Supplementary Planning Document (SPD)	Related policy in emerging Plan	New or update existing?	Likely content	Expected Start Dates
Climate Change	ENV1 and ENV9	New	Further guidance for developers on addressing the climate change emergency that has been declared in Rossendale	Started – Jan 2022
Design Guide	ENV1	New	To ensure good quality design that is appropriate to Rossendale	TBC
Affordable housing	HS6	New	Further guidance on: provision for specific groups, such as elderly persons' accommodation; expected tenure mix e.g. social rented, affordable rented, intermediate housing; assessment of viability.	TBC
Open Space Requirements in New Housing Developments	HS10	Update to take account of new policy and evidence	Requirements for developers in relation to amount and size of open space to be provided or expected financial contributions.	TBC

Supplementary Planning Document (SPD)	Related policy in emerging Plan	New or update existing?	Likely content	Expected Start Dates
Playing Pitch Requirements in New Housing Developments	HS11	New	Local playing pitch standards and expected financial contributions. Informed by the Playing Pitch Strategy and any updates	TBC
Alterations and extensions to existing properties	HS13	Refresh to take account of new policy/guidance	General principles and guidelines that the Council will use to assess proposals for domestic extensions. Update in relation to permitted development right changes which have taken place since existing guidance was published.	TBC
Conversion and re-use of buildings in the countryside	HS16	Refresh to take account of new policy	Advice for those converting an existing building in the countryside to another use; general principles and more detailed design guidance used to assess development proposals.	TBC
Employment Sites and Premises	EMP3	New	Further guidance on the criteria, including marketing and viability assessment, which proposals for change of use from employment to another use will be assessed against.	TBC
Retail and Other Town Centre Uses	R1	New – if considered necessary	Further guidance on assessing retail and other uses in centres, particularly in relation to effect of proposed development on the viability and vitality of centres.	TBC
Hot Food Takeaways	R5	Refresh to take account of any new policy/guidance	Further detailed guidance on the criteria in the policy such as location, design, effect on public health and amenity – with particular regard to tackling obesity.	In part - Guidance Note on web lists childhood obesity rates in Rossendale wards
Shopfront Design Guidance	R6	Refresh if necessary	Further guidance on good practice in the design of new shopfronts and the improvement of existing frontages.	TBC
Biodiversity, Geodiversity and Ecological Networks	ENV4	New	Further details on Rossendale's ecological network to supplement the existing map, with links to Biodiversity Net Gain.	TBC

Guidance on landscape impacts of wind turbines under 60 metres	ENV7	Update if necessary	Advice on the landscape and visual issues associated with the smaller classes of wind turbine, including good practice guidance in relation to location, siting, layout, design and cumulative impacts.	TBC
Green Belt Compensatory Measures	SD4	New	Identified measures for developments where Green Belt land has been released to provide for compensatory improvements to the environmental quality and accessibility of the remaining Green Belt land	Prepared and consulted upon during the Examination and is being updated to include additional relevant Local Plan allocations

Chapter 2: Area Vision Areas

The Core Strategy identifies six areas within Rossendale which have individual identities, strengths and weaknesses. To maximise the potential of each area and preserve their characters, a vision and policy has been created for each area to guide future development.

This section reports on the progress made over the plan period (2011-2026) in working towards achieving the vision for each area. These are assessed against targets which were established at the outset of the Core Strategy.

In addition to the targets in the Area Vision Policies this section will also set out what has happened over the past 24 months in each of the areas. This will enable members of the public and organisations to monitor and assess how an area is developing as a whole, looking at all the relevant factors that could affect the delivery of the vision.

It is intended to show not only changes in the last 24 months for an area but also the cumulative changes taking place since the start of the Core Strategy in 2011. Please note that the Area Visions are not included in the Rossendale Local Plan 2019 to 2036.

AVP1: Whitworth, Facit and Shawforth

“To promote Whitworth as a prime location of choice to live and work, capitalising on the area’s assets and facilities, and ensuring that Whitworth’s leisure and tourism potential is sensitively realised to support the tourism offer available in the east of Rossendale.”

Target	Creation of multi-user bridleway linking Facit Quarry to Lee Quarry by April 2012
Progress towards Target	The route and the funding were identified but ongoing problems remain with one landowner which has meant that the project has not been developed.
Trigger to Implement Contingencies	<ol style="list-style-type: none"> 1. Funding not confirmed by April 2011 2. Contractor not in place by June 2011 3. Work completed by April 2012
Trigger Met	Yes
Contingencies	This project is unlikely to go ahead in its current form because of landowner issues but should this change negotiations could be re-opened.
Target	Extension of multiuser bridleway from Whitworth to Rochdale by 2016
Progress towards Target	The bridleway was improved and enhances as part of the “Valley of Stone” cycleway project. In 2019, the section of the route between Massey Croft and the Rochdale border was resurfaced. Footway widening works took place in November 2021 on Market St, Facit. These works completed the Valley of Stone route from Britannia to the Rochdale border.

Trigger to Implement Contingencies	<ol style="list-style-type: none"> 1. Funding not confirmed by April 2014 2. Contractor not in place by June 2014 3. Work completed April 2016
Trigger Met	Yes.
Contingencies	While the target date was not met, the work has now taken place and the Valley of Stone cycleway project between Whitworth and Rochdale is now complete.

[AVP2: Bacup, Stacksteads, Britannia and Weir](#)

“Bacup will be the hub of the Valley’s emerging tourism industry, building on its rich built and natural heritage supported by complementary developments and opportunities within Stacksteads, Britannia and Weir. The area’s distinct sense of place is to be retained and enhanced, with vacant sites and buildings to be occupied and open spaces retained. Local people will have a variety of employment and residential opportunities to choose from, supported by appropriate training and educational facilities.”

The table below sets out progress in relation to the specific targets identified for Bacup, Stacksteads, Britannia and Weir in the Core Strategy DPD.

Target	Opening of new supermarket in Bacup by April 2013
Progress towards Target	A planning application was submitted (Planning reference 2010/0692) and approved by the Council for the development of a supermarket in Bacup in 2011/2012. Construction started in 2012 and a Morrison’s supermarket - with 2,390 square metres of retail space - was opened to the public in August 2013.
Target	Cycle links between Lee Quarry and Bacup Town Centre to be improved to encourage cyclists to visit the town centre. Ongoing but work to start by April 2012
Progress towards Target	<p>The “Valley of Stone” cycleway is a 16.5km route, forming part of the East Lancashire cycleway, linking Rawtenstall and Whitworth, largely using the old railway line along the Valley bottom. Key sections include connections to Rawtenstall town centre, opening of the railway tunnels at Newchurch and improvements to Britannia Greenway. Work has been progressing well with key sections being completed such as the link from Britannia to the Rochdale border, the section from Snig Hole to Ravenshore and Irwell Vale and surface improvement works to the Massey Croft section.</p> <p>There is currently no funding available to complete the link between Lee Quarry and Bacup Town Centre, however, work is currently being completed on the Local Cycling and Walking Infrastructure Plan for Rossendale by Lancashire County Council, with potential routes throughout Rossendale being explored.</p> <p>There are no immediate plans to provide the link into Bacup from the Valley of Stone with the current project budget being committed to delivering the main Valley of Stone and National Cycle Route 6 routes. However, if additional funding becomes available this could be provided in future.</p>

Trigger to Implement Contingencies	1. Funding not in place by October 2011.
Trigger Met	Yes – funding currently not in place
Contingencies	1) Confirm if Growth Fund obtained 2) If not, identify other funding sources 3) Confirm preferred route

AVP3: Waterfoot, Lumb, Cowpe and Water

“Waterfoot will have a distinct and vibrant local centre acting as a small retail niche supporting local businesses. The area will support the wider tourism and leisure opportunities and facilities within Rossendale with appropriately located facilities and services. This will in turn be supported by improved access to the countryside. The majority of previously-developed sites and buildings will have been developed for functional and sustainable uses, contributing to the atmosphere and community spirit of the area. Some additional employment and housing development will act to support the local economy and provide people with a choice of employment and residential opportunities.”

Target	Reduction in the number of empty units in Waterfoot town centre to no more than 12% by end of Plan period (from 21.2% as of Nov 2008)
Progress towards Target	<p>The latest Town Centre Health Check undertaken as part of WYG’s Retail Study identifies 16 units as being vacant in the town centre, comprising 21.9% of all the units. The last Health Check undertaken in early 2012 noted that of the 62 retail premises within the Primary Shopping Area 20.9% of the units were vacant, of which 8% were being actively marketed. The 2008 Study recorded 21.1% vacancy.</p> <p>Staffing and time constraints have resulted in the health checks not being conducted for this monitoring period, however, Health Checks will take place this year in order to provide a baseline for monitoring the new Local Plan policies.</p>
Trigger to Implement Contingencies	No decrease in the number of vacant units over fixed 3 year periods
Trigger Met	Yes – need to investigate further, WYG suggest shop front improvements and encourage re-use of the units in the Victoria Parade.
Contingencies	<ol style="list-style-type: none"> 1. Identify the problem and barriers/causes to development via discussions and/or assessment(s) 2. Continue to monitor Town Centre boundary 3. Continue to monitor policy 4. Dialogue with commercial property agents/regeneration over rents and suitability of potential units within Waterfoot town centre.

AVP4: Rawtenstall, Crawshawbooth, Goodshaw and Loveclough

“Rawtenstall will be a place where people will want to live, visit and shop. The Valley Centre and its surroundings will be a revitalised heart for the town complemented by high quality small shops on Bank Street and a thriving market. A new commuter rail link to Manchester, attractive walking routes from the station to the town centre and a new bus facility will all contribute to better transport links. New Hall Hey will be developed as a high quality retail and office location.

Housing will be focussed on Rawtenstall with no major development in Crawshawbooth, Goodshaw and Loveclough. The integrity of existing open spaces will be maintained. The Village Centre of Crawshawbooth will continue to offer a range of local services served by enhanced parking facilities. Walking and cycling improvements in Crawshawbooth, Goodshaw and Loveclough will offer improved countryside access.”

Target	Hospital site to be developed by 2017
Progress towards Target	Rossendale Hospital completely closed to the public in September 2010. A planning application (Planning reference 2012/0162) for 139 housing units also involving demolition of all existing buildings on site was submitted by Taylor Wimpey and approved in November 2012. All dwellings are now complete.
Trigger to Implement Contingencies	<ol style="list-style-type: none"> 1. Application not submitted by 2014 in accordance with the Site Allocations DPD 2. Application not approved by 2015 3. Development not completed by 2017
Trigger Met	No – application submitted and approved within the required timescale. Development now complete.
Target	Bus Station and Public Realm improvements to be completed by 2015
Progress towards Target	Demolition of the former Valley Centre (Planning ref 2011/0581) was completed in mid-2012 and an area of temporary Open Space created which has been utilised for several events. Phase 1 of Spinning Point for the Bus Station, Old Town Hall and associated external works was agreed in March 2016 (2015/0476), followed by an application (2016/0608, approved Jan 2017) to vary/remove planning conditions. By January 2020 work had finished on-site. Phase 2 of Spinning Point is no longer going ahead.
Trigger to Implement Contingencies	<ol style="list-style-type: none"> 1. Redevelopment of Rawtenstall Bus Station and Public Realm improvements not an identified specific project in LTP3 by 2012 2. Application not submitted in 2013 3. Application not approved by end of 2013 4. Redevelopment not complete by 2015

Trigger Met	The trigger has been reached. Although delayed, the work to build the new Bus Station in Rawtenstall is now complete. However, Phase 2 of the re-development of the Spinning Point complex is no longer going ahead.
Contingencies	1. Identify the problem and barriers/causes to development via discussions and/or assessment(s) 2. Continue to work with LCC and other parties to facilitate and enable development (e.g. assistance with funding and resources) and to alleviate constraints.
Target	New Hall Hey development to be completed by 2016
Progress towards Target	Although not complete by the original target, the New Hall Hey site is progressing well and is largely occupied. Occupants include Marks and Spencer Simply Food, TK Maxx, Pets at Home, Aldi, Home Bargains, Card Factory, Domino's Pizza and Costa Coffee.
Trigger to Implement Contingencies	1. No discussions with owners and developer about the scheme details including funding by 2013 2. Initial phases not complete by 2015 3. Redevelopment not complete by 2015
Trigger Met	Yes but development has since progressed and site is now well occupied.
Contingencies	

[AVP5: South West Rossendale](#)

“The rural character and nature of individual settlements within the area will have grown and developed into better linked and sustainable communities. The area will support the wider tourism and leisure opportunities within Rossendale with appropriately located facilities and services. This will in turn be supported by improved access to the countryside and the conservation of local heritage.

The majority of previously-developed sites and buildings will have been developed for necessary and sustainable uses, contributing to the atmosphere and community spirit of the area. Some additional employment and housing development will act to support the local economy and provide local people with a choice of employment and residential opportunities.”

The table below sets out progress on the target identified for South-West Rossendale in the Core Strategy DPD.

Target	Completion of the national cycle route from Stubbins to Helmshore by 2015
Progress towards Target	National Cycle Network Route 6 in this area is part of a longer route between Bury and Accrington, which is linked via on-road and traffic-free sections of the old East Lancashire railway path. The section from Snig Hole to Ravenshore and Irwell Vale railway cutting through to Stubbins has now been completed, with the remaining section between Ravenshore and Irwell Vale to be resurfaced in 2022/23.

	Further works to the national cycle route around Strongstry and Stubbins are being explored as part of the Lancashire Cycling Walking Infrastructure Plan (LCWIP).
Trigger to Implement Contingencies	<ol style="list-style-type: none"> 1. Route not included in LTP 3 by 2011 2. Route not in LCC's Implementation Strategy for Rossendale (September 2011) 3. No contractor appointed by April 2014
Trigger Met	Yes but route is due to be completed soon.

AVP6: Haslingden and Rising Bridge

“Haslingden and Rising Bridge will be attractive places to live and work for all sections of the community. New housing and employment development will be encouraged within the urban boundary and should be primarily on previously developed land. In the countryside improved access and management will help to contribute to resident’s enjoyment of the area.

Haslingden Centre will be rejuvenated with reduced numbers of vacancies and a broad range of shops. Deardengate will be made more attractive for users including improved public space works.”

Target	Reduction in the number of empty buildings in Haslingden town centre to no more than 12% over the plan period (from 18.5% as of 2008).
Progress towards Target	<p>The 2017 Retail Study noted a vacancy rate of 10.3%. A Town Centre Health Check was completed in 2011/2012 and of the 120 retail premises within the Town Centre only 10% of the units were vacant, of which 7% were being actively marketed.</p> <p>This shows a reduction in vacancy levels since 2008 (when a vacancy rate of 18.5% was identified).</p> <p>Staffing and time constraints have resulted in the health checks not being conducted for this monitoring period, however, Health Checks will take place this year in order to provide a baseline for monitoring the new Local Plan policies.</p>
Trigger to Implement Contingencies	1. No decrease in the number of vacant units over fixed 3 year periods
Trigger Met	No.
Contingencies	<ol style="list-style-type: none"> 1. Identify the problem and barriers/causes to development via discussions and/or assessment(s) 2. Continue to monitor Town Centre boundary 3. Continue to monitor policy

4. Dialogue with commercial property agents/regeneration over rents and suitability of potential units within Haslingden town centre

Chapter 3: Topic Planning Policies

This section will report on the progress made over the plan period (2011-2026) in working towards achieving the aim of each of the planning policies. These policies are assessed against targets which were established at the outset of the Core Strategy.

Each policy is dealt with in turn and will set out what progress has been made towards achieving each of the relevant targets set out in the Core Strategy and what has happened over the past 12 months.

This report will enable members of the public and organisations to monitor and assess how the area is developing as a whole, looking at all the relevant factors that could affect the delivery of the policy and the overall Core Strategy vision.

Policy 1: General Development Locations and Principles

This is the overarching policy which runs through the Core Strategy. This policy sets out the main principles applicable to development in Rossendale and sets out in general terms where development should be located.

The main emphasis is placed on developing within the urban area and guidance is provided on how any changes to the urban and Green Belt boundaries should be undertaken.

Target	95% of all new housing units, excluding Major Developed Sites in Green Belt, to be built within the urban boundary defined in the Site Allocations DPD over plan period up to 2026			
Progress towards Target	The majority of new housing delivered during the three year period was inside the urban boundary however, the figures for 2019/2020 are below both the target and the trigger. There is a need to work with key partners to ensure that significantly more new housing units are built within the urban boundary. It is expected that now the Rossendale Local Plan 2019 to 2036 has been adopted development will be expected to be delivered within the defined urban boundary.			
	2018/2019 97%	2019/2020 67%	2020/2021 91%	Cumulative 3 Year 85% Period (2018/2019 to 20/2021)
Trigger to Implement Contingencies	85% or less of housing numbers in the urban boundary over a rolling 3 year period			

Trigger Met	Yes, however the figures fall below the trigger for 2019/2020. The Rossendale Local Plan 2019 to 2036 is proposing extensions to the Urban Area to allow future development.
Contingencies	<ol style="list-style-type: none"> 1. Identify the problem and barriers/causes to development via discussions and/or assessment(s) 2. Work with key partners, to identify sites which can be built in 2-3 years and work with them to submit successful applications to meet deficit 3. Work with developers/landowners of sites to bring sites forward faster (e.g. via development phasing, affordable phasing and completion notice) 4. Continue to monitor the policy
Target	95% of all new retail and office floorspace delivered within the urban boundary defined in the Site Allocations DPD over the plan period up to 2026
Progress towards Target	<p>Between 2018/19 and 2020/21, 153.8 sq. m of retail floorspace was developed (100% of which was within the urban boundary).</p> <p>Between 2018/19 and 2020/21, 443.7 sq. m of office floorspace was developed (100% of which was within the urban boundary).</p> <p>There was a loss of 930.74 sq. m. of Retail floorspace between 2018/19 and 2020/21 (100% of which was within the urban boundary).</p>
Trigger to Implement Contingencies	85% or less of retail and office floorspace delivered in the urban boundary over a rolling 3 year period
Trigger Met	No – more than 85% of retail and office floorspace was delivered in the urban boundary between 2018/19 and 2020/21.
Contingencies	<ol style="list-style-type: none"> 1. Identify the problem and barriers/causes to development via discussions and/or assessment(s) 2. Work with key partners, including Rossendale BC, to identify sites which can be built in 2-3 years and work with them to submit successful applications to meet deficit 3. Work with developers/landowners of sites to bring sites forward faster (e.g. via development phasing, affordable phasing and completion notice) 4. Continue to monitor the policy.
Target	40% of all retail and office floorspace to be provided in Rawtenstall
Progress towards Target	<p>The Council is committed to increasing the amount of retail and office floorspace delivered within Rawtenstall.</p> <p>No new retail and / or office floorspace was developed in Rawtenstall over the monitoring period.</p>
Trigger to Implement Contingencies	Less than 10% or more than 50% of overall retail and/or office floorspace provided in Rawtenstall over a 3 year rolling period.

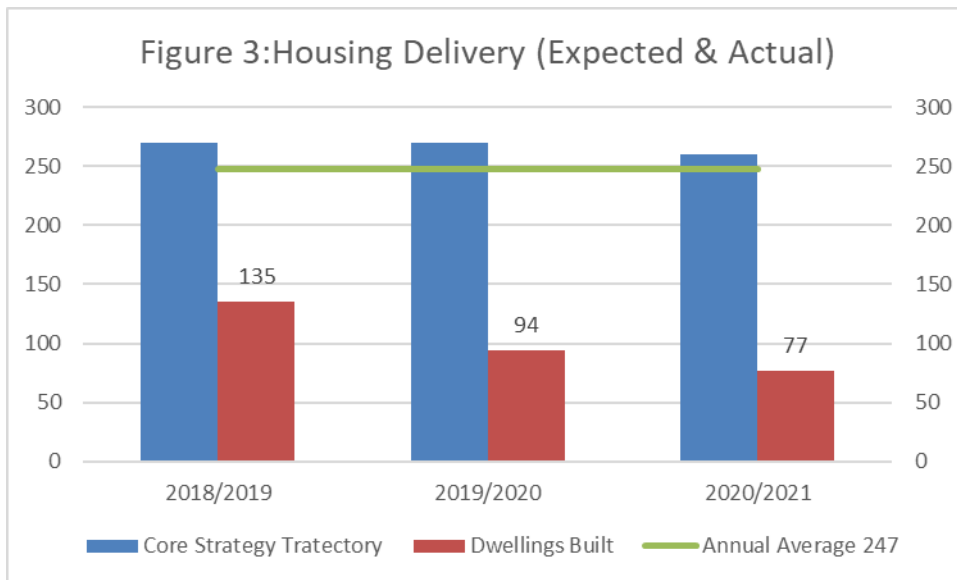
Trigger Met	Yes – more than 50% of new retail and office floorspace was located in Rawtenstall. However, this is largely as a result of the major development that has taken place at New Hall Hey which has dominated recent completion figures but is now largely occupied.			
Contingencies	<ol style="list-style-type: none"> 1. Identify the problem and barriers/causes to development via discussions and/or assessment(s) 2. Work with key partners, including Rossendale BC, to continue to encourage development in the area but also to encourage development in other areas, including assisting with access to funding and resources. 3. Work with partners to identify sites which can be built in 2-3 years and work with them to submit successful applications to meet deficit 4. Continue to monitor policy 			
Target	30% of all new residential development to be built in Rawtenstall (Tier 1) over the plan period to 2026			
Progress towards Target	The level of new residential development built in Rawtenstall between 2018/19 and 2020/21 was 19% which does not meet the target. It is to be noted that the development at the former Hospital in Rawtenstall completed in January 2018 and had previously played a large factor in housing development at Rawtenstall.			
	2018/2019 %	2019/2020 %	2020/2021 %	Average % between 2018 and 2021
	29%	14%	6%	19%
Trigger to Implement Contingencies	Less than 10% or more than 50% of all new residential development delivered in Rawtenstall over a 3 year rolling period.			
Trigger Met	No			
Contingencies	<ol style="list-style-type: none"> 1. Identify the problem and barriers/causes to development via discussions and/or assessment(s) 2. Work with key partners, including Rossendale BC, to encourage development in the area including assisting with access to funding and resources. 3. Work with partners to identify sites which can be built in 2-3 years and work with them to submit successful applications to meet deficit 4. Continue to monitor policy. 			

Policy 2: Meeting Rossendale’s Housing Requirement

This policy identifies the amount of land that is required for housing in the Borough. It sets out that this should be primarily located on previously developed land, particularly in Bacup, Haslingden and Whitworth and be in sustainable locations.

Target	Deliver a minimum of 3,700 new houses over the plan period to 2026.			
Progress towards Target	306 additional dwellings were delivered between 01/04/2018 and 31/03/2021. The Core Strategy (2011) delivery target was not met between 2018 and 2021 and there is currently a cumulative three year shortfall of dwellings of 509 dwellings which equates to a percentage shortfall of 63%			
	Year	Completions	Core Strategy Trajectory	Under (-) or over (+) supply
	2018/19	135	270	-150
	2019/20	94	270	-176
	2020/21	77	260	-183
	Cumulative	306	800	-509
Trigger to Implement Contingencies	Shortfall of 20% of cumulative 3 year target according to the housing trajectory in Policy 2			
Trigger Met	Yes, the shortfall of new houses exceeds the trigger.			
Contingencies	<ol style="list-style-type: none"> 1. Identify the problem and barriers/causes to development via discussions and/or assessment(s) and decide whether to take action 2. Bring forward sites identified for later phases in the plan period if appropriate 3. Work with Key Partners, developers and landowners to facilitate and enable development (e.g. access to finance, including Grants, negotiating s106s and contributions). 4. The Rossendale Local Plan 2019 to 2036 is proposing to update the housing policy based on the calculation of the local housing need. The new objective will be to deliver 3191 additional homes from 2019 to 2036. This is equivalent to an additional 208 dwellings per year in years 2019/20 and 2020/21 and 185 dwellings per annum in years 2021 to 2036. 			

Figure 3 below shows the expected and actual number of houses delivered in the last three years.



Target	Deliver the right type, size and tenure (affordable or open market) of housing to meet identified needs and demands in line with the latest assessment where appropriate by 2026.
Progress towards Target	<p>The latest Strategic Housing Market Update Assessment (2019) prepared by Lichfield's concludes that in order to meet the need for affordable houses in the Borough:</p> <p><i>The range of scenarios gives a range of affordable housing needs for the Borough of between 102 and 170 affordable dwellings per annum, equivalent to between 50% and 83% of the upper estimate of demographic led-needs. The extent to which affordable housing could be delivered at such proportions would need to be the subject of viability testing, but it is clear that there is a significant affordable housing need for the Borough.</i></p> <p>In terms of size of dwellings, the study suggests:</p> <ul style="list-style-type: none"> - for all dwellings (range): 1-bed (10-30%) 2-bed (25-45%) 3-bed (25-45%) 4+ bed (5-20%) - for affordable dwellings: 86% to be 1-2 bed and 14% to be 3-4 bed <p>Also, the study suggests that the affordable housing provision should be composed of 70% of affordable/social rented and 30% of intermediate tenure /starter homes.</p> <p>In terms of dwellings type only partial data has been collated between 2018 and 2021. Data collected identifies that the majority of the additional dwellings completed between 1st April 2018 and 31st March 2021 are detached houses (69%), followed by terraced houses (14%) and semi-detached dwellings at 11%.</p> <p>30 affordable homes have been completed between 01/04/2018 and 31/03/2021, this equates to approximately 10% of the overall delivery. 26 of which are social rented homes located at Land off Rockcliffe Road planning permission 2018/0043.</p>
Trigger to Implement Contingencies	80% or less of new housing meeting an identified house type, size or tenure need over a rolling 3 year target.
Trigger Met	This figure is considerably below the target.

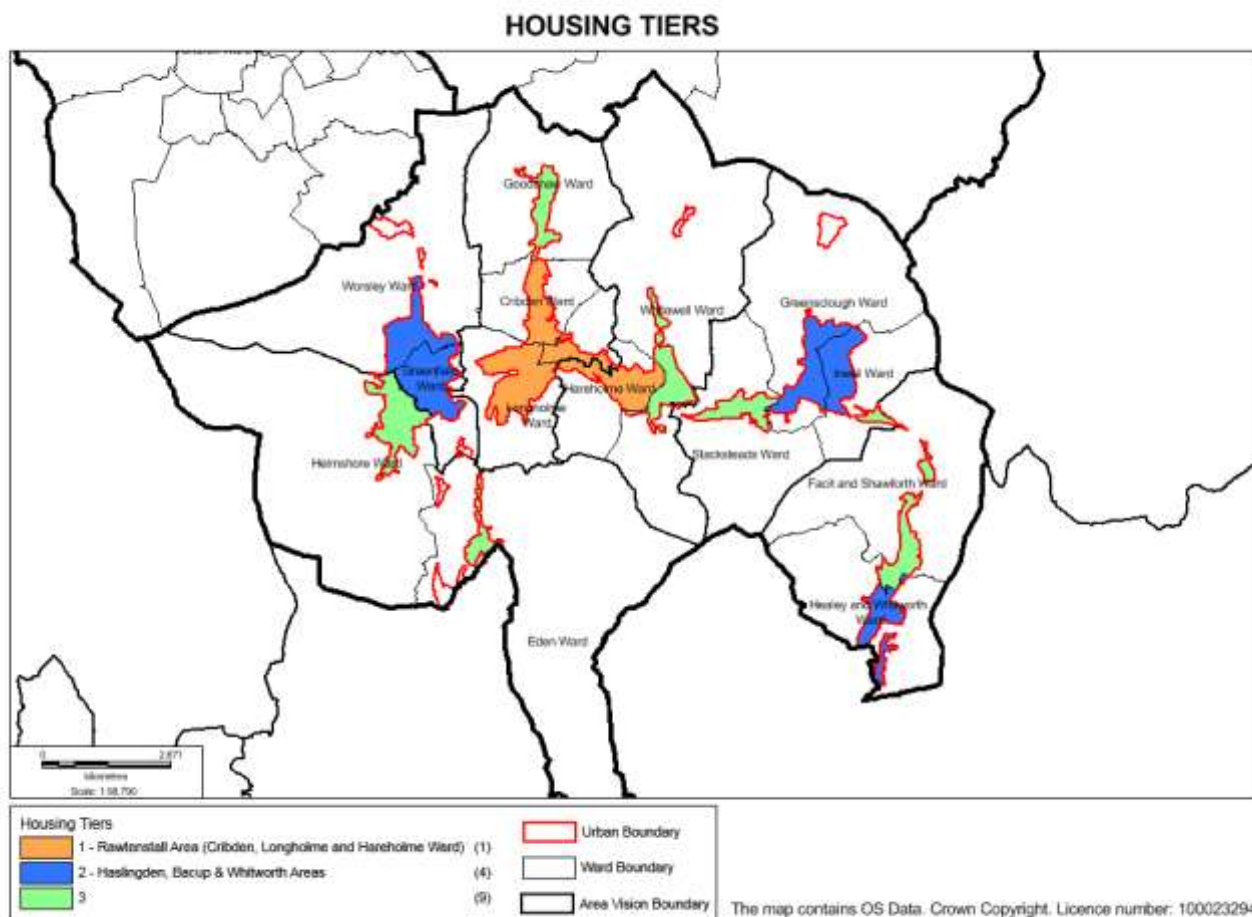
Contingencies	<ol style="list-style-type: none"> 1. Identify the problem and barriers/causes to development via discussions and/or assessment(s) and decide whether to take action 2. Work with key partners, developers and landowners to encourage development to meet needs 3. Identify suitable sites to deliver particular types, sizes and tenures of housing and work with partners to submit applications 4. Reduce/restrict proposals that do not meet an identified need/demand if appropriate 5. Continue to monitor policy
----------------------	---

Rossendale has a portfolio of vacant previously-developed land (PDL or brownfield) and buildings requiring regeneration and redevelopment. The Core Strategy seeks to bring back into use vacant and under-used land and buildings and as such has a commitment to deliver 65% of all new housing on PDL. However, most of the previous developed sites are protected for employment use, have flood risk issues or contaminated land issues which affects the deliverability.

Target	65% of all new housing completed on PDL over the plan period to 2026			
Progress towards Target	The cumulative percentage of dwellings built on PDL over the three year period is 49% which falls below both the target and the trigger point.			
Net Delivery on Previously-Developed Land				
	2018/2019	2019/2020	2020/2021	Cumulative 3 year period (2018/2019 to 2020/2021)
	39%	62%	45%	49%
Trigger to Implement Contingencies	50% or less of new housing built on PDL over a rolling 3 year period			
Trigger Met	The percentage of new housing completed on PDL over a rolling 3 year period is 49% which means that the trigger to implement contingencies has been hit.			
Contingencies	<ol style="list-style-type: none"> 1. Identify the problem and barriers/causes to development via discussions and/or assessment(s) and decide whether to take action 2. Work with Partners to alleviate constraints on identified PDL sites (e.g. funding for remediation, infrastructure etc.) 3. Since 2017, the Government requires local planning authorities to publish a Brownfield Land Register which promotes the suitable PDL sites for housing. The Brownfield Land Register should help deliver houses on PDL within the Borough. 4. Due to the constraints associated with the development of PDL sites, the Rossendale Local Plan 2019 to 2036 is proposing to allocate 30% of housing sites on PDL. 			

For the purpose of calculating the targets below, the tiers are those defined in the Core Strategy and shown on the map below. Also, it was considered that when a development was outside but adjoining the Urban Boundary of a settlement, then the tier of this settlement (or in the case of two settlements, the highest tier) would be attributed. Tier 4 was attributed to development within an Urban Boundary not defined as tier 1, 2 or 3 and to development not adjoining any Urban Boundary.

Figure 4: Map of Housing Tiers



Target	40% of all new dwellings completed in Rawtenstall (Tier 1) on PDL over the plan period up to 2026			
Progress towards Target	During the three year period, 45% of the new houses built in Rawtenstall were on PDL			
	2018/2019	2019/2020	2020/2021	Average over a 3 year period (2018/2019 to 2020/2021)
	28%	40%	66%	45%
Trigger to Implement Contingencies	30% or less of all new housing built on PDL over a 3 year rolling period.			
Trigger Met	The percentage of new dwellings completed in Rawtenstall (Tier 1) on PDL exceeds the target over the three year period.			
Contingencies	<ol style="list-style-type: none"> 1. Identify the problem and barriers/causes to development via discussions and/or assessment(s) and decide whether to take action 2. Work with Partners to alleviate constraints on identified PDL sites (e.g. funding for remediation, infrastructure etc.) 3. Continue to monitor policy 			

Target	80% of all new dwellings completed in Bacup and Whitworth (tier 2 excluding Haslingden) on PDL over the plan period up to 2026			
Progress towards Target	Between 2018/2019 and 2020/2021 28% of new dwellings completed in Bacup and Whitworth were built on previously-developed land. This falls considerably below the target of 80%.			
	2018/2019	2019/2020	2020/2021	Cumulative 3 year period (2018/2019 to 2020/2021)
	49%	16%	19%	28%
Trigger to Implement Contingencies	70% or less of all new housing built on PDL over a 3 year rolling period			
Trigger Met	Yes, for every year in the period and for the three year period (2015/2016 to 2017/2018) there were less than 80% of new dwellings in Bacup and Whitworth delivered on PDL.			
Contingencies	<ol style="list-style-type: none"> 1. Identify the problem and barriers/causes to development via discussions and/or assessment(s) and decide whether to take action 2. Work with Partners to alleviate constraints on identified PDL sites (e.g. funding for remediation, infrastructure etc.) 3. Reduce/restrict new units on greenfield sites if appropriate 4. Phase existing greenfield delivery 5. Continue to monitor policy 			
Target	90% of all new dwellings completed in Haslingden (tier 2 excluding Bacup and Whitworth) on PDL over the plan period up to 2026			
	77% of all housing in Haslingden was built on previously-developed land between 2018/2019 and 2020/2021.			
Progress towards Target	2018/2019	2019/2020	2020/2021	Cumulative 3 Year Period (2018/2019 to 2020/2021)
	80%	50%	100%	77%
Trigger to Implement Contingencies	Yes, however the figures are skewed due to 2019/2020 where 2 dwellings were completed in Haslingden on greenfield land and one on brownfield land.			
Trigger Met	No.			
Contingencies	<ol style="list-style-type: none"> 1. Identify the problem and barriers/causes to development via discussions and/or assessment(s) and decide whether to take action 2. Work with Partners to alleviate constraints on identified PDL sites (e.g. funding for remediation, infrastructure etc.) 3. Reduce/restrict new units on greenfield sites if appropriate 4. Phase existing greenfield delivery 5. Continue to monitor policy 			

Target	50% of all new dwellings completed in all other areas on PDL (tiers 3 and 4) over the plan period up to 2026			
Progress towards Target	Between 2018/2019 and 2020/2021 61% of housing built outside of Rawtenstall, Bacup, Whitworth and Haslingden took place on previously-developed land, which is above the target requirement.			
	2018/2019	2019/2020	2020/2021	Cumulative 3 Year Period (2018/2019 to 2020/2021)
	59%	78%	47%	61%
Trigger to Implement Contingencies	40% or less of all new housing built on PDL over a 3 year rolling period			
Trigger Met	No.			
Contingencies	<ol style="list-style-type: none"> 1. Identify the problem and barriers/causes to development via discussions and/or assessment(s) and decide whether to take action 2. Work with Partners to alleviate constraints on identified PDL sites (e.g. funding for remediation, infrastructure etc.) 3. Reduce/restrict new units on greenfield sites if appropriate 4. Phase existing greenfield delivery 5. Continue to monitor policy 			

Target	70% of all new residential development in Rawtenstall, Bacup, Haslingden and Whitworth (tiers 1 and 2) to be built at 50 dwellings per hectare			
Progress towards Target	In 2018/2019, just under 14% of the new dwellings were built at a density of at least 50 dwellings per hectare in Rawtenstall, Bacup, Haslingden and Whitworth. In 2019/2020 3% of the new dwellings were built at a density of at least 50 dwellings per hectare and 5.7% were built at this density in 2020/2021. The average over three years is 7.6%, this figure falls well below the target and trigger.			
	The results are significantly underperforming against the target despite the Council working with partners and developers to encourage higher density housing developments. It is necessary to review this policy or investigate why high densities are not being achieved, and consider how this can be resolved.			
Trigger to Implement Contingencies	55% or less of all new development built at 50 dwellings per hectare over a rolling 3 year period			
Trigger Met	Yes.			
Contingencies	<ol style="list-style-type: none"> 1. Identify the problem and barriers/causes to development via discussions and/or assessment(s) 2. Work with Partners to develop and deliver higher density housing developments 3. Reduce/restrict proposals for less than 50/30 dwellings per hectare if appropriate 			

	4. Consider a review of the Policy. The Rossendale Local Plan 2019 to 2036 revises the policy on housing density. It states that the density should be in keeping with local areas and that “high densities shall be provided within sustainable locations particularly on sites within defined town centres and locations within 300m of bus stops on key transport corridors”.
--	--

Target	85% of all new residential development in all other areas (tiers 3 and 4) to be built at 30 dwellings per hectare
Progress towards Target	For areas outside Rawtenstall, Bacup, Haslingden and Whitworth (tiers 3 and 4), the density of new residential development being built at 30 dwellings per ha or above was 0% in 2018/2019, 28.6% in 2019/2020 and 81.8% in 2020/2021. Over the last three years the average is 36.8% which is below the target. The Council should continue to work with partners and developers to encourage higher density housing developments.
Trigger to Implement Contingencies	70% or less of all new residential development built at 30 dwellings per hectare over a rolling 3 year period
Trigger Met	Yes.
Contingencies	<ol style="list-style-type: none"> 1. Identify the problem and barriers/causes to development via discussions and/or assessment(s) 2. Work with Partners to develop and deliver higher density housing developments 3. Reduce/restrict proposals for less than 50/30 dwellings per hectare if appropriate 4. Consider a review of the Policy. The Rossendale Local Plan 2019 to 2036 revises the policy on housing density. It states that the density should be in keeping with local areas and that “high densities shall be provided within sustainable locations particularly on sites within defined town centres and locations within 300m of bus stops on key transport corridors”.

[Policy 3: Distribution of Additional Housing](#)

The distribution of the Borough’s housing requirement is set out in this policy. Approximately 30% will be built in Rawtenstall, approximately 50% will be built in Bacup, Haslingden and Whitworth, approximately 20% will be built in Helmshore, Edenfield, Goodshaw, Loveclough, Waterfoot, Stacksteads, Britannia, Facit and Shawforth with minimal numbers of additional houses in other smaller and more isolated settlements.

Target	All new housing to be delivered in accordance with the percentages accorded to the settlements in Policy 3.
Progress towards Target	The distribution of housing delivered in the settlements within Rossendale for the period between 2018/2019 to 2020/2021 is shown in Figure 3. The average housing distribution for each year over the 3 year period falls below the targets set in the Core Strategy for each tier.

These figures indicate a need to reconsider the housing distribution policy in Rossendale and highlight a need to consider delivery in tiers 2 and 3 in particular by working with partners and developers through the Local Plan.

The table below shows the percentage of housing delivered over the past three years against the Core Strategy target:

Figure 3 Average distribution of housing completions by tier over the 3 year period

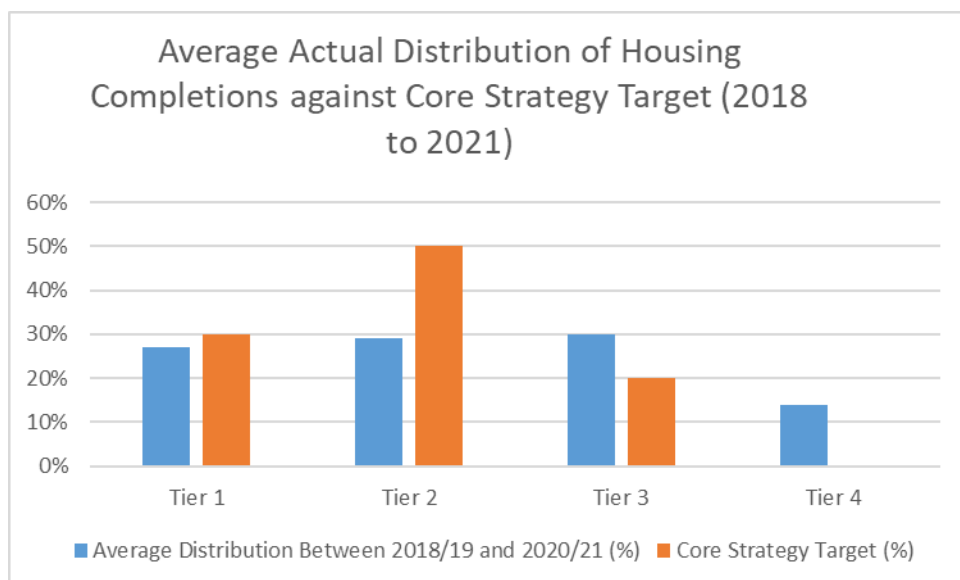
Tiers	Distribution 2018/19 (%)	Distribution 2019/20 (%)	Distribution 2020/21 (%)	Average Distribution Between 2018/19 and 2020/21 (%)	Core Strategy Target (%)
Tier 1	30%	23%	27%	27%	30%
Tier 2	14%	15%	57%	29%	50%
Tier 3	47%	32%	13%	30%	20%
Tier 4	9%	30%	3%	14%	No target (minimal number)

Trigger to Implement Contingencies +/- 20% of settlements/ area's indicative housing proportion over a rolling 3 year period e.g. Rawtenstall

Trigger Met Over the three year period from 2018/19 to 2020/21 the percentage of housing delivered does not exceed the triggers by +/- 20%.

- Contingencies**
1. Identify the problem and barriers/causes to development via discussions and/or assessment(s) and decide whether it is necessary to take action
 2. Work with partners etc. to bring forward sites in areas where indicative housing proportion not met.
 3. If appropriate, restrict permission for new units in area where indicative housing proportion has been exceeded, to the detriment of other settlements
 4. Consider a review of the Policy. The Rossendale Local Plan 2019 to 2036 revises Spatial Strategy in which “the majority of new housing will be located in and around the main centres of Rawtenstall and Bacup with these centres accommodating in total around 50% of the housing requirement”.

Figure 4: Distribution of the additional dwellings against the Core Strategy target



[Policy 4: Affordable and Supported Housing](#)

Rossendale requires affordable and supported housing to meet the needs of those unable to afford market properties or having specialist accommodation needs. The policy sets out the criteria for requiring such housing.

Target	25 affordable units to be delivered annually over the plan period to 2026
Progress towards Target	<p>In 2018/2019, 4 affordable units were completed (all as application 2018/0049 74-80 Pennine Rd, Bacup).</p> <p>In 2019/2020, 0 affordable units were completed.</p> <p>In 2020/2021, 26 affordable houses were completed on the land off Rockcliffe Road in Bacup (2018/0383).</p> <p>Overall, during the last three years, 30 affordable houses were built against a target of 75 houses.</p> <p>The Council is committed to increasing the amount of affordable and supported housing in Rossendale and is currently working with partners and developers through the Rossendale Local Plan 2019 to 2036 to identify future affordable and supported housing sites to ensure that this target is met in the future.</p>
Trigger to Implement Contingencies	<ol style="list-style-type: none"> 1. Less than 80% of 3 year target delivered over a rolling 3 year period 2. 75% applications refused due to affordable housing provision over 12 months
Trigger Met	<p>The trigger has been hit. The completion of affordable houses has been notably low between 2018 and 2021. The Council will continue to work closely with partners and developers through the Local Plan to identify affordable and supported housing sites.</p>
Contingencies	<ol style="list-style-type: none"> 1. Identify the problem and barriers/causes to development via discussions and/or assessment(s) 2. Negotiate phasing of delivery of affordable housing on site by site basis

	<p>3. Work with key partners, including Rossendale BC, to access funding, resources to increase delivery</p> <p>4. Reassess tenure mix on site by site basis. This has been done via the SHMA 2019 update.</p> <p>5. Reassess percentage requirement. This has been done via the SHMA 2019 update.</p> <p>6. The Rossendale Local Plan 2019 to 2036 introduces a requirement of 30% on-site affordable housing from market housing schemes subject to site and development considerations (such as financial viability). Of the total number of homes to be provided, at least 10% should be available for affordable home ownership as part of the overall affordable housing contribution, unless the proposal provides solely for Build for Rent, provides specialist accommodation to meet specific needs (e.g. purpose built accommodation for the elderly), is a self-build proposal, or is exclusively for affordable housing, entry level exception sites or rural exception sites.</p>
Target	5 empty properties to be brought back into use as affordable housing annually over the plan period up to 2026
Progress towards Target	1 empty property was brought into use as affordable housing between 2018 and 2021.
Trigger to Implement Contingencies	Fewer than 9 properties brought back into use as affordable housing over 3 year rolling period.
Trigger Met	Yes.
Contingencies	<p>1. Identify the problem and barriers/causes to development via discussions and/or assessment(s)</p> <p>2. Liaise with owners, Registered Social Providers and internal Council departments to facilitate takeovers and identify suitable properties to bring back into use within the next 2-3 years.</p> <p>3. Continue to monitor policy</p>

[Policy 5: Meeting the Needs of Gypsies, Travellers and Travelling Showpeople](#)

This policy sets out the criteria for consideration of new Gypsy and Traveller proposals. Based on assessments of need carried out in the Gypsy and Traveller Area Assessment 2010 update study, it identifies what provision should be made and what areas should be considered.

Target	Deliver 5 permanent pitches over the plan period
Progress towards Target	No applications were received for new Gypsy and Traveller pitches during 2018/2019, 2019/2020 or 2020/2021. One application (2020/0136) was received during 2019/2020 for a show persons site, as of January 2022 this is yet to be determined.
Trigger to Implement Contingencies	No pitches provided within 3 years over a stepped 3 year period (i.e.2011- 2014, 2014 2017, 2017- 2020, 2020-2023, 2023- 2026)

Trigger Met	The target and trigger are out of date. The new Gypsy and Traveller and Travelling Showperson Accommodation Assessment (2016) considers that there is a need for 2 pitches that can be met on existing sites via intensification, and there is an aspirational need for 2 pitches from individuals currently living in bricks and mortar accommodation. No specific Local Plan allocation is required for permanent pitches, as future pitch applications could be considered via the planning application process.
Contingencies	<ol style="list-style-type: none"> 1. Identify the problem and barriers/causes to development via discussions and/or assessment(s) 2. Identify alternative sites to bring forward over the next 2-3 years 3. Work with key partners including HCA and recognised charities and representatives of the gypsy and travelling communities to bring forward those sites 4. The need for permanent pitches has been reviewed in 2016. The study recommends a review on a five year basis.
Target	Delivery of 3 transit pitches
Progress towards Target	No transit pitches were provided in 2018/2019, 2019/2020 or 2021/2021.
Trigger to Implement Contingencies	No pitches provided within 5 years over 5 year stepped periods (i.e. 2011-2016, 2016-2021, 2021-2026)
Trigger Met	The new Gypsy and Traveller and Travelling Showperson Accommodation Assessment (2016) recommends the provision of 4 transit pitches. The Rossendale Local Plan 2019 to 2036 implements a Negotiated Stopping Policy to address any demand for transit sites that arise over the plan period.
Contingencies	<ol style="list-style-type: none"> 1. Identify the problem and barriers/causes to development via discussions and/or assessment(s) 2. Identify alternative sites to bring forward over the next 2-3 years 3. Work with key partners including HCA and recognised charities and representatives of the gypsy and travelling communities to bring forward those sites 4. The need for transit pitches has been reviewed in 2016. The study recommends a review on a five year basis.

One incident was recorded on the register of illegal encampments in 2017/2018. The Council actively participates in a County wide group addressing planning issues affecting Gypsies and has examined good practice in other authorities.

Policy 6: Training and Skills

Improving skills is important to the future prosperity of the Borough. The policy sets out support for a training facility and mechanisms for achieving training opportunities through the planning process.

Target	Deliver education and training facilities in Bacup area by 2017																																
Progress towards Target	<p>A training facility operated by Accrington and Rossendale College in Stubblelee Barn had to close within two years of opening because of funding challenges. However, in 2018 a new community facility operated by Stubblelee Greenhouses including café and community cinema was opened. This provides opportunities for training of chefs and waiting staff as part of the operation.</p> <p>The Bacup Consortium Trust is using the greenhouses, also at Stubblelee, for horticultural training.</p>																																
Trigger to Implement Contingencies	<ol style="list-style-type: none"> 1. No discussions with college/education provider and developer about scheme details including funding by 2013 2. Viable proposal not submitted by 2014 3. Planning permission not approved by 2015 4. Initial phases not delivered by 2017 																																
Trigger Met	Original targets dates were not met but development has since progressed on another scheme.																																
Contingencies	<ol style="list-style-type: none"> 1. Identify the problem and barriers/causes to development via discussions and/or assessment(s) 2. Work with key partners including Rossendale Borough Council and college to facilitate and enable development (e.g. assistance with funding, resources and expertise) 3. Work with key partners to remove obstacles and alleviate constraints (e.g. funding for remediation and infrastructure etc.) 																																
Target	Percentage of Rossendale's working age population with NVQ level 3 or higher to meet the most up to date national average																																
Progress towards Target	<p>Education qualification statistics are collected through the Office of National Statistics Annual Population Survey. The percentage of Rossendale residents with NVQ level 3 and above is reported in the table below across the monitoring period.</p> <table border="1"> <thead> <tr> <th rowspan="2"></th> <th colspan="2">Rossendale</th> <th>North West</th> <th>Great Britain</th> </tr> <tr> <th>Nos</th> <th>%</th> <th>%</th> <th>%</th> </tr> </thead> <tbody> <tr> <td>2011</td> <td>21,200</td> <td>48.3</td> <td>47.9</td> <td>50.8</td> </tr> <tr> <td>2012</td> <td>25,900</td> <td>61.5</td> <td>49.8</td> <td>53.1</td> </tr> <tr> <td>2013</td> <td>19,900</td> <td>46.7</td> <td>50.0</td> <td>53.9</td> </tr> <tr> <td>2014</td> <td>25,000</td> <td>56.4</td> <td>50.7</td> <td>55.0</td> </tr> </tbody> </table>					Rossendale		North West	Great Britain	Nos	%	%	%	2011	21,200	48.3	47.9	50.8	2012	25,900	61.5	49.8	53.1	2013	19,900	46.7	50.0	53.9	2014	25,000	56.4	50.7	55.0
	Rossendale		North West	Great Britain																													
	Nos	%	%	%																													
2011	21,200	48.3	47.9	50.8																													
2012	25,900	61.5	49.8	53.1																													
2013	19,900	46.7	50.0	53.9																													
2014	25,000	56.4	50.7	55.0																													

2015	27,500	62.5	52.2	55.8
2016	25,400	58.1	53.7	56.9
2017	25,900	62.5	54.2	57.2
2018	23,600	55.3	55.1	57.8
2019	19,000	44.9	55.2	58.5
2020	24,500	58.9	57.9	61.3

Source: ONS Annual Population Survey

Numbers and % are for those aged 16-64.

The % is a proportion of the resident population of Rossendale aged 16-64.

For the years 2018, 2019 and 2020 the percentage of Rossendale residents having a qualification of NVQ 3 and above has been lower than the national average.

Trigger to Implement Contingencies

1. Lower than the national average for 3 years running

Trigger Met

Yes

Contingencies

1. Identify the problem and barriers/causes to development via discussions and/or assessment(s)
2. Make additional land/facilities available for education uses
3. Develop a training charter with job centre/local employers/college
4. Work with key partners including LCC and college to provide improved/increased educational facilities

Policy 7: Social Infrastructure

Facilities such as post offices, pubs and youth centres are important to the community cohesion of the Borough. The policy sets out how any change of use applications for such facilities will be considered.

Target	90% of resident population and business with access to next generation broadband by 2026
Progress towards Target	This information is no longer monitored by Lancashire County Council. There was a national target of 95% national coverage by the end of 2017 and 97% by 2020 (minimum of 2MB speed). Openreach are committed to providing superfast broadband for all new developments of over 30 houses. Communities in areas with poor broadband access can formally request for broadband to be provided to their area.
Trigger to Implement Contingencies	75% or less of resident population and business with access to next generation broadband in 2016.

Trigger Met	Unknown
Contingencies	<ol style="list-style-type: none"> 1. Identify the problem and barriers/causes to development via discussions and/or assessment(s) 2. Engage with providers to encourage and attract investment
Target	No more than 15% decline in access to 5 basic services e.g. GPs, etc. from 2007/08 levels over the plan period to 2026
Progress towards Target	<p>Figures for Accessibility to basic services (measured as 1km from a Primary School, GP, Local shop, post office and serviced bus stop) in Rossendale are not available as they are no longer monitored by Lancashire County Council. However, it is acknowledged that access to services remains relatively low and pressures on local shops continue to be high.</p> <p>A number of the smaller settlements such as Weir and Loveclough do not have basic services within easy walking distance. Some small settlements such as Cowpe and Turn do not have access to bus services with links to at least one of the main settlements of Rawtenstall, Bacup, Haslingden and Whitworth.</p>
Trigger to Implement Contingencies	5% or more decline of each over 5 year periods (2011- 2016, 2016-2021, 2021-26)
Trigger Met	N/a-insufficient data to accurately measure the long term trend
Contingencies	<ol style="list-style-type: none"> 1. Identify the problem and barriers/causes to development via discussions and/or assessment(s) 2. Work with key partners including local communities to provide facilities and resources for local services

[Policy 8: Transport](#)

Transport facilities and links are a significant contributor to the performance of the economy as well as access to services. Creation of a commuter rail link to Manchester, a new bus station in Rawtenstall and addressing congestion and parking issues all feature in the policy.

Target	Re-open ELR as a commuter line between Manchester and Rawtenstall by the end of the planning period - 2026
Progress towards Target	Lancashire County Council commissioned a multi-modal Study of the A56/M66 corridor from consultants Jacobs (signed off in November 2016) which identified a number of benefits from re-opening the East Lancashire Railway for commuter use. As of October 2021 funding for a strategic outline business case for the re-use of the East Lancashire Railway as a commuter line has been secured.

Trigger to Implement Contingencies	<ol style="list-style-type: none"> 1. Initial Binding agreement with ELR, Transport for Greater Manchester and other relevant partners not in place by 2014 2. Initial funding and phasing of pilot shuttle services not implemented by 2016 3. No committed funding for full scheme 4. Capacity and quality increases and improvements of service not in place by 2026
Trigger Met	Yes regarding bullets 1-3. The benefits of operating a rail service are still recognised and opportunities to find cost-effective ways of doing this will still be pursued with partners
Contingencies	<ol style="list-style-type: none"> 1. Identify the problem and barriers/causes to development via discussions and/or assessment(s) 2. Work with partners to overcome technical difficulties and alleviate constraints providing access to funding, resources and best practice.
Target	New Bus Station to be operational by 2016
Progress towards Target	Phase 1 of Spinning Point for the new Bus Station, Old Town Hall and associated external works was agreed in March 2016 (2015/0476), followed by an application (2016/0608, approved January 2017) to vary/remove planning conditions. Works on the bus station and retail/ café units commenced in September 2018 and were complete in January 2020.
Trigger to Implement Contingencies	<ol style="list-style-type: none"> 1. Scheme not identified in LTP3 District Implementation Plan end 2011 2. Funding not in place by 2013 3. Planning application not submitted by 2014 4. Planning application not approved by end of 2014 5. Scheme not implemented by end of 2016
Trigger Met	Yes but the bus station is now complete as of January 2020. No further monitoring is required.
Contingencies	<ol style="list-style-type: none"> 1. Identify the problem and barriers/causes to development via discussions and/or assessment(s) 2. Dialogue with LCC to facilitate and enable development

Policy 9: Accessibility

Accessibility is important to “Quality of Life”. The Policy promotes development close to the main public transport corridors, reducing the need to travel as well as encouraging high quality walking and cycling facilities.

Target	Minimum of 90% of new development, excluding domestic extensions or energy proposals, to be within 400m of a bus stop with regular services (at least 30 minute peak hour frequency)
Progress towards Target	Due to resource issues Lancashire County Council are unable to analyse performance against this target
Trigger to Implement Contingencies	Less than 80% of new development, excluding domestic extensions or energy proposals, approved within 400m of a bus stop with regular services, over a rolling 3 year period.
Trigger Met	Achievement against target unknown
Contingencies	<ol style="list-style-type: none"> 1. Identify the problem and barriers/causes to development via discussions and/or assessment(s) 2. Dialogue with LCC and bus operators to discuss service coverage 3. Dialogue with applicants/developers to discuss locations of proposals 4. Dialogue with developers over contributions to fund transport/accessibility improvements

Policy 10: Provision for Employment

This Policy sets out the total amount of employment land required in the Borough, the main locations for development and the types of employment that will be promoted. It also sets out how changes of use from employment to other types of development will be considered.

Target	Net increase of 3% in jobs created within the borough over a 5 year fixed period
Progress towards Target	The table below compares the number of jobs within Rossendale over the period 2008 to 2020 based on Office for National Statistics (ONS) information. However, since 2014 this information no longer appears to be reported in the same format so instead a different ONS dataset was used, for which information was available since 2008 up to 2020, and so allowing a comparison over a number of years. The number of jobs in the Borough has been declining since 2015. The job density figure is low compared to some neighbouring authorities as well as regional and national figures. This low job density figure contributes to the high levels of out-commuting that Rossendale experiences The figures for 2021 have not been published yet.
Trigger to Implement Contingencies	1. Less than 2% increase in jobs created measured in 2016 and 2021
Trigger Met	No

Contingencies	<p>1. Identify the problem and barriers/causes to development via discussions and/or assessment(s) (recession, land availability, rents etc.)</p> <p>2. Dialogue with Rossendale BC Regeneration, Regenerate, LEP, etc. over grant funding and incentive schemes</p> <p>3. Discussions with Rossendale BC Regeneration, Regenerate, LEP, Commercial Property Agents, Employees etc. – about the suitability of land and premises (rents, location, size etc.)</p> <p>4. Examine case for policy review</p>
----------------------	--

Figure 8: Employment trends in Rossendale

	2008	2009	2010	2011	2012	2014	2015	2016	2017	2018	2019	2020	% change 2015 - 2020
Rossendale Employee Jobs *	n/a	21,000	20,000	21,000	20,000	21,000	24,000	22,000	20,000	22,000	20,000	19,000	-20.8%
No. of jobs total – Rossendale *	25,000	23,000	24,000	24,000	25,000	23,000	25,000	23,000	21,000	23,000	21,000	20,000	- 20%
Rossendale Job Density**	0.58	0.53	0.55	0.53	0.57	0.54	0.62	0.58	0.54	0.6	0.58	0.52	- 0.1
GB Job Density**	0.79	0.77	0.77	0.78	0.78	0.81	0.83	0.85	0.86	0.86	0.87	0.84	+0.1

* Source: ONS: Business Register and Employment Survey –

<https://www.nomisweb.co.uk/query/construct/summary.asp?reset=yes&mode=construct&dataset=189&version=0&anal=1&initsel=>

** Source: ONS Jobs Density (i.e. ratio of total no. of jobs to population aged 16-64)

Target	No more than 30% loss of land currently classed as B1, B2 or B8 over the plan period (measured in ha).						
Progress towards Target	<p>There has been a net loss of approximately 2151.3 sq. m. of land/buildings previously in B1, B2 or B8 use to other uses. There has been a gross loss of 4126 sq. m. of B1, B2 and B8 use to other uses in allocated employment areas from 2018/19 to 2020/21. A significant contributor to this loss has been the demolition of Croft End Mill in Edenfield.</p> <p>From 2018/19 to 2020/21 there was a loss of approximately 0.9ha of B1, B2 or B8 use to other uses, and a gain of approximately 0.48ha.</p> <p>Loss of employment space has occurred due to mills being converted or sites redeveloped for residential development or other non B-class uses. Further investigation of gains and losses is required, including an in-depth analysis of permissions and completions.</p> <p>The Rossendale Local Plan 2019 to 2036 will look to re-establish a continuing supply of employment land to meet the Borough's needs over the plan period to 2036, considering the recommendations set out in the Employment Land Review and through working with colleagues in the Council and with other partners.</p> <table border="1"> <thead> <tr> <th>2013/14 to 2020/21</th> <th>2018/19 to 2020/21</th> <th>Loss since start of plan period</th> </tr> </thead> <tbody> <tr> <td>- 4.52 ha (-24%)</td> <td>- 0.42ha (-2.2%)</td> <td>6.82 ha (36%)</td> </tr> </tbody> </table>	2013/14 to 2020/21	2018/19 to 2020/21	Loss since start of plan period	- 4.52 ha (-24%)	- 0.42ha (-2.2%)	6.82 ha (36%)
2013/14 to 2020/21	2018/19 to 2020/21	Loss since start of plan period					
- 4.52 ha (-24%)	- 0.42ha (-2.2%)	6.82 ha (36%)					
Trigger to Implement Contingencies	<ol style="list-style-type: none"> 1. Change from B use classes to other uses exceeding 5% over fixed 3 year period 2. Greater than 5% loss of land in B use classes over consecutive fixed 3 year periods. 						
Trigger Met	Yes, and 3 year trigger implemented.						
Contingencies	<ol style="list-style-type: none"> 1. Identify the problem and barriers/causes to development via discussions and/or assessment(s) (recession, land availability, rents etc.) 2. Dialogue with Rossendale BC Regeneration, Regenerate, LEP, etc. over grant funding and incentive schemes 3. Discussions with Rossendale BC Regeneration, Regenerate, LEP, Commercial Property Agents, Employees etc. – about the suitability of land and premises (rents, location, size etc.) 4. Continue to monitor policy 						

Policy 11: Retail and Other Town Centre Uses

This policy establishes the settlements where retail and leisure development should be located, establishes that this should be located in town centres and sets out the considerations which will be applied to major applications.

Target	No greater than 20% of retail approvals (floorspace sq. m) to be outside the defined primary shopping areas (PSA) over plan period					
Progress towards Target	2018/2019		2019/2020		2020/2021	
	Floorspace approved		Floorspace approved		Floorspace approved	
	In PSA	Outside PSA	In PSA	Outside PSA	In PSA	Outside PSA
	0	77	0	48	76.8	742.3
Trigger to Implement Contingencies	1. More than 30% of approved retail floorspace outside of the defined PSA over consecutive 3 year rolling period.					
Trigger Met	<p>Yes. Over the 3 year rolling period (2018/2019 to 2020/2021) almost 92% of net retail floorspace approved has been outside of the defined PSA. The large amount of A1 approved floorspace in 2020/2021 is largely attributed to two car refuelling related developments (2020/0052 – Bacup Hub & 2019/0433 – Rising Bridge Service Station).</p> <p>A loss of retail, including within the PSA, has been identified, approved for changes of use such as residential, drinking establishments/restaurants and hot food takeaways. Although not a monitoring target, it needs to be considered if these losses of A1 within the Borough should be investigated further.</p>					
Contingencies	<ol style="list-style-type: none"> 1. Identify the problem and barriers/causes to development via discussions and/or assessment(s) 2. Continue to monitor PSA boundaries 3. Dialogue with commercial property agents/regeneration over rents and suitability of potential retail units within PSAs 					
Target	No more than 20% of approved development for office use (A2 and B1(a), measured by floorspace) to be located outside of defined town centre boundaries (TCB) of Rawtenstall, Haslingden and Bacup over plan period					
Progress towards Target	2018/2019		2019/2020		2020/2021	
	Floorspace Approved		Floorspace Approved		Floorspace Approved	
	In TCB	Outside of TCB	In TCB	Outside of TCB	In TCB	Outside of TCB
	325.5	0	166.7	280	158	152

	Within the monitoring period 64sqm of office floorspace was lost within the Primary Shopping Area.
Trigger to Implement Contingencies	1. More than 30% of approved office space located outside of town centre boundaries of Rawtenstall, Haslingden and Bacup over consecutive 3 year rolling period.
Trigger Met	39.9% of approved office space was located outside of the town centre boundaries, although this is above the 30% trigger, it is a vast improvement over previous monitoring periods.
Contingencies	<ol style="list-style-type: none"> 1. Identify the problem and barriers/causes to development via discussions and/or assessment(s) 2. Dialogue with commercial property agents/regeneration over rents and suitability of potential retail units within Town Centre boundaries. 3. Appraise suitability/viability of sites with agents and developers 4. Continue to monitor town centre boundaries

Town and Local Centre Health Checks

Staffing and time constraints have resulted in the health checks not being conducted for this monitoring period, however, Health Checks will take place this year in order to provide a baseline for monitoring the new Local Plan policies.

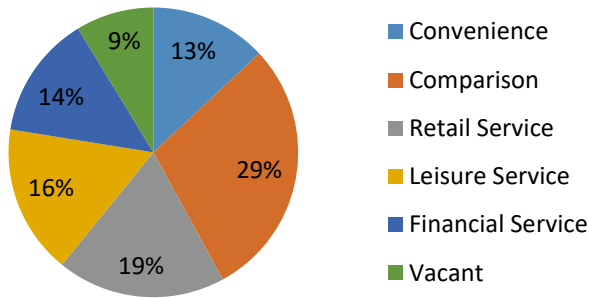
For information, the Health Check results from the previous AMR are listed below:

Figure 9: Town Centre Vacancies by Centre

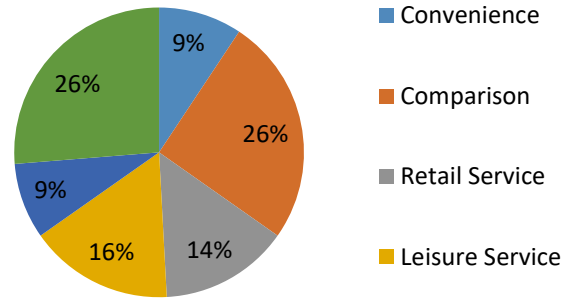
	Rawtenstall	Bacup	Haslingden	Waterfoot	Whitworth
Convenience	13%	9%	12%	14%	12%
Comparison	29%	26%	23%	16%	16%
Retail Service	19%	14%	20%	21%	32%
Leisure Service	16%	16%	26%	22%	28%
Financial Service	14%	9%	9%	5%	4%
Vacant	9%	26%	10%	22%	8%

Source: Rossendale Town Centre Retail, Leisure and Tourism Study (2017)

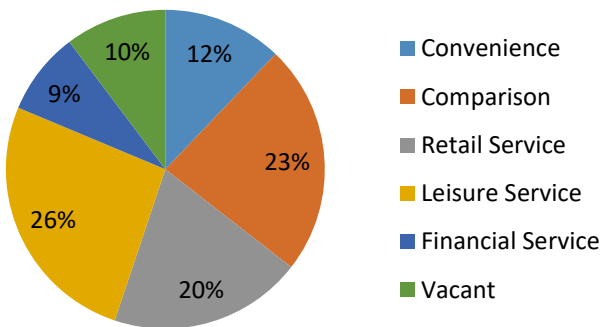
Rawtenstall Town Centre Health Check



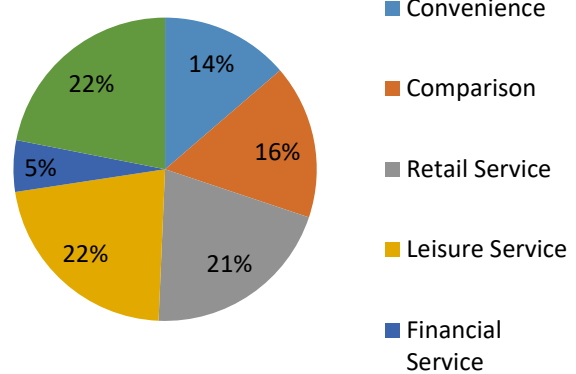
Bacup District Centre Health Check



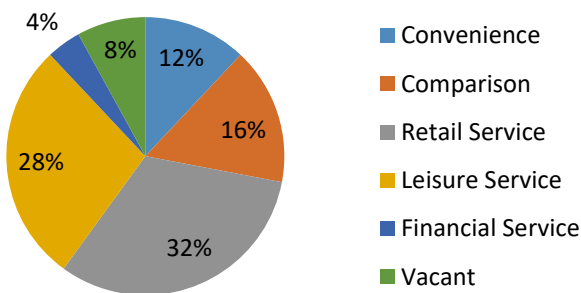
Haslingden District Centre Health Check



Waterfoot Local Centre Health Check



Whitworth Local Centre Health Check



Source: Rossendale Town Centre, Retail, Leisure and Tourism Study

From these charts it is evident that there are particular issues with the number of vacancies in Bacup and Waterfoot. These will be monitored over the plan period to maximise the vitality and viability of our centres.

Policy 12: The Valley Centre

Redevelopment of the derelict Valley Centre in Rawtenstall is established as a priority. The policy sets out the type of uses that will be encouraged on the site.

Target	Redevelopment of the Valley Centre by 2016
Progress towards Target	Demolition of the Valley Centre (Planning reference 2011/0570) was completed in late summer 2012 including construction of a temporary area of Open Space that has been utilised for special events and fairs. Phase 1 of Spinning Point for the Bus Station, Old Town Hall and associated external works was agreed in March 2016 (2015/0476), followed by an application (2016/0608, approved January 2017) to vary/remove planning conditions. Works on the bus station and retail/ café units commenced in September 2018 and were complete in January 2020. Spinning Point Phase 1 is now complete, with Phase 2 now no longer going ahead.
Trigger to Implement Contingencies	<ol style="list-style-type: none"> 1. Existing buildings not demolished by 2012 2. Binding agreement with owner/developer, Rossendale BC, Lancashire County Council and other relevant partners on scheme details including funding not in place by 2013 3. No submission of planning application by end of 2014 4. Application not approved by 2015 5. Works not commenced by 2016
Trigger Met	Yes but Phase 1 of Spinning Point is complete and Phase 2 is no longer going ahead. No further monitoring is required.
Contingencies	<ol style="list-style-type: none"> 1. Identify the problem and barriers/causes to development via discussions and/or assessment(s) 2. Work with developers/landowners to facilitate and enable development (e.g. assistance with funding, resources and expertise) 3. Work with developers and landowners to remove obstacles and alleviate constraints (e.g. alternative locations for businesses etc.) 4. Produce development brief for site aligned to planning application process 5. Joint venture development partnership approach.

Policy 13: Protecting Key Local Retail

Local shops and markets have an important role in providing for people's needs. This policy supports the retention of these facilities and establishes criteria against which any change of use would be considered.

Target	Retain 2008 levels of small convenience shops in neighbourhood centres
Progress towards Target	Staffing and time constraints have resulted in the health checks not being conducted for this monitoring period, however, Health Checks will take place this year in order to provide a baseline for monitoring the new Local Plan policies.
Trigger to Implement Contingencies	1. Greater than 15% loss of small convenience shops in neighbourhood centres over 5 year fixed period
Trigger Met	No.
Contingencies	<ol style="list-style-type: none"> 1. Identify the problem and barriers/causes to development via discussions and/or assessment(s) 2. Work with shop owners to increase viability (business rates, incentives etc.) 3. Promote opportunities for appropriate mixed use developments in neighbourhood centres 4. Work with Rossendale BC Regeneration to identify opportunities for redevelopment/consolidation of neighbourhood services.

For information, the Health Check results from the previous AMR are listed below:

The table below shows the number of convenience retail units within the defined Local Centres of Crawshawbooth, Edenfield, Helmshore, Shawforth and Stacksteads (taken from the Rossendale Town Centre, Retail, Leisure and Tourism Study). This data will form the baseline to be used to assess future changes within these centres in the context of protecting key local retail within the Borough.

Figure 10: Convenience Retail Unit Levels in Local Centres (Rossendale Town Centre, Retail, Leisure and Tourism Study)

	Number of Convenience Retail Units		% of total no. of convenience units in Local Centre in 2016
	2008/09	2016	
Crawshawbooth	5	6	18.2%
Edenfield	3	2	15.4%
Helmshore	3	6	46.2%
Shawforth	3	3	23.1%
Stacksteads	6	8	25%

Source: Rossendale Town Centre, Retail, Leisure and Tourism Study

Policy 14: Tourism

Tourism is an important part of the Borough's economy and represents a growth opportunity. The policy sets out the type of tourism facilities that will be promoted and how applications for tourist uses will be considered.

Target	Opening of Adrenaline Gateway 'Basecamp' facility by mid-2015
Progress towards Target	The Council prioritised one of the remaining plots at Futures Park for development and delivery of a Trail Head Centre to serve mountain bikers and other users of Lee and Cragg quarries and the proposed Valley of Stone. The Council are still working towards this aim and discussions are ongoing with Lancashire County Council as well as stakeholders to take the project forward.
Trigger to Implement Contingencies	<ol style="list-style-type: none"> 1. Viable location, scheme and funding not agreed by mid-2012 2. Application not submitted by end of 2012 3. Application not approved by mid-2013 4. Scheme not started on site by mid-2014 5. Scheme not operational by mid-2015
Trigger Met	Yes – no progress has been made due to a number of issues
Contingencies	<ol style="list-style-type: none"> 1. Identify the problem and barriers/causes to development via discussions and/or assessment(s) 2. Explore alternative funding and location 3. Work with applicant on drawing up a suitable design/scheme 4. Dialogue with developer to overcome construction problems/delays
Target	To increase patronage at key tourist destinations: <ul style="list-style-type: none"> • Lee Quarry: 100% over plan period • East Lancashire Railway: 100% over plan period
Progress towards Target	<ul style="list-style-type: none"> - Visits to Lee Quarry are not currently monitored so it is difficult to establish a trend. - The number of visitors to the East Lancashire Railway was 205,818, however, in 2020 this number dropped to 22,783 due to the Coronavirus pandemic and various lockdowns having a huge impact on the railway's events programme. Although specific numbers are not available yet for the 2021 year, some of the events run have been successful, including a visit from the Flying Scotsman, as well as Halloween and Christmas events.
Trigger to Implement Contingencies	<ol style="list-style-type: none"> 1. Less than 20% cumulative increase in patronage on ELR in periods 2011-2016; and less than 25% cumulative increase in periods 2016-2021 and 2021-2026 2. Less than 60% cumulative increase in patronage by 2016; less than 10% additional cumulative increase for periods 2016-2021 and 2021-2026
Trigger Met	Patronage increase at Lee Quarry can't be measured; growth on the ELR is in accordance with the target
Contingencies	1. Identify the problem and barriers/causes to development via discussions and/or assessment(s)

	<p>2. Discuss with partners (ELR, LCC and other interested parties) about how to facilitate growth</p> <p>3. Identify funding sources to introduce improvements to existing facilities</p>
--	--

Target	Percentage of jobs associated with tourism to increase over the Plan period from 7.2% (NOMIS ABI Data, 2008, based 1527 jobs) to 10% over the plan period
Progress towards Target	Unfortunately Lancashire County Council has not released any data more recent than 2013, which showed the percentage of jobs associated with tourism had increased from 7.2% in 2008 to 7.4% in 2013.
Trigger to Implement Contingencies	NOMIS Annual Business Inquiry data, based on Standard Industrial Classifications (SIC): 551 Hotels; 552 Camping / short stay provision; 553 Restaurants; 554 Bars 633 Travel agents / tour operators; 925 Library, museum, cultural activities; 926 Sporting facilities; 927 Other recreational activities
Trigger Met	N/A
Contingencies	<ol style="list-style-type: none"> 1. Identify the problem and barriers/causes to development via discussions and/or assessment(s) 2. Discuss with partners, operators, employers, Regeneration and LCC colleagues about how to create more jobs. 3. Identify funding to bring forward jobs faster 4. Look at promotional literature and increased advertising 5. Consider review / update of Tourism Strategy

The original 7.2% figure is based on the Annual Business Inquiry data issued by ONS in 2008. Since 2008 the ABI has been replaced by the Annual Business Survey. As a result the Standard Industrial Classifications (SIC) that make up tourism and the wider visitor economy related occupations have changed. (Formerly the following SICs were reported on: 551, 552, 553, 559, 561, 562, 563, 791, 910, 931, and 931).

In addition Lancashire County Council's reporting of tourism related occupations has widened the definition to the visitor economy. This is more inclusive, and intends to embrace the total visitor experience, including accommodation and specific attractions, as well as culture, sport, retail and heritage. The Authority Monitoring Report from 2013/14 reported on the same SICs that LCC used in order to avoid confusion. This does not greatly amend the figures already put forward in the Core Strategy, as shown below, and the target remains for 10% of all jobs within Rossendale to be related to tourism/visitor economy over the plan period.

A Report produced by Lancashire County Council (updated in December 2012, with data from 2011) notes that together with Pendle and Hyndburn, Rossendale has one of the smallest visitor economy employment totals in the county, albeit that the percentage of jobs associated with tourism has increased to 7.4% (for 2013).

Unfortunately no recent data has been collated.

Policy 15: Overnight Visitor Accommodation

Overnight visitor accommodation of all types is important to supporting the visitor economy. The policy establishes the criteria that will be considered when assessing applications for such development.

Target	At least one caravan site, one campsite and one bunkbarn delivered by 2016
Progress towards Target	<p>The 2016 target date has now passed but monitoring information will still be reported for information:</p> <p>Although no caravan site, campsite or bunkbarn has been delivered in the Borough through the Plan period, work is progressing on bunk house accommodation in Edenfield (2018/0409), and an approval of conditions application was submitted in July 2021 in relation to a glamping site in Waterfoot (2020/0590). Work is also nearing completion on a holiday site consisting of log cabins in Crawshawbooth (2019/0092).</p>
Trigger to Implement Contingencies	1. Planning application not received for a caravan site, campsite and bunkbarn by start of 2014
Trigger Met	Yes – several applications have been received for overnight accommodation but, to date, there has not been a caravan site, campsite or bunkbarn delivered in the Borough.
Contingencies	<ol style="list-style-type: none"> 1. Identify the problem and barriers/causes to development via discussions and/or assessment(s) 2. Identify suitable locations/developer interest for Site Allocations DPD 3. Dialogue with Regeneration, Rossendale Borough Council, LCC, Lancashire & Blackpool Tourist Board, Regenerate, etc to promote/identify funding opportunities/scheme viability 4. Work with developer to draw up suitable scheme

Policy 16: Preserving and Enhancing the Built Environment

The policy sets out the importance of protecting, conserving and enhancing the historic environment of Rossendale. This includes criteria for assessing applications as well as how areas and buildings of conservation value will be identified.

Conservation Area Appraisals and Management Plans are in place. Other immediate needs have been prioritised such as the Listed Building applications and the Buildings at Risk Strategy. The new Conservation Area in the centre of Haslingden has now been confirmed. A Haslingden specific Shop Front Design Guide has been produced, and work on the Bacup and Haslingden High Street Heritage Action Zones is progressing well.

Target	Conservation Area Appraisals for all conservation areas to be adopted by April 2012, and management plans adopted by April 2015
Progress towards Target	<p>Conservation Area Appraisals for all the Conservation Areas in Rossendale were finalised and adopted for use in decision making between September and December 2011.</p> <p>Implementation of the Management Plans has not been occurring due to staff resource issues with priority being given to other areas of work.</p> <p>A new Conservation Area Appraisal has been undertaken for Haslingden and approved during a Cabinet meeting in July 2018. This Conservation Area has now been confirmed as of March 2019.</p>
Trigger to Implement Contingencies	<ol style="list-style-type: none"> 1. Conservation Area Appraisals not completed by October 2011 2. Management Plans not completed by October 2014
Trigger Met	The Conservation Area Appraisals have been produced which include the Management Plans.
Contingencies	<ol style="list-style-type: none"> 1. Identify the problem and barriers/causes to development via discussions and/or assessment(s) 2. Liaise with Growth Lancashire, and provide assistance where appropriate

Policy 17: Rossendale's Green Infrastructure

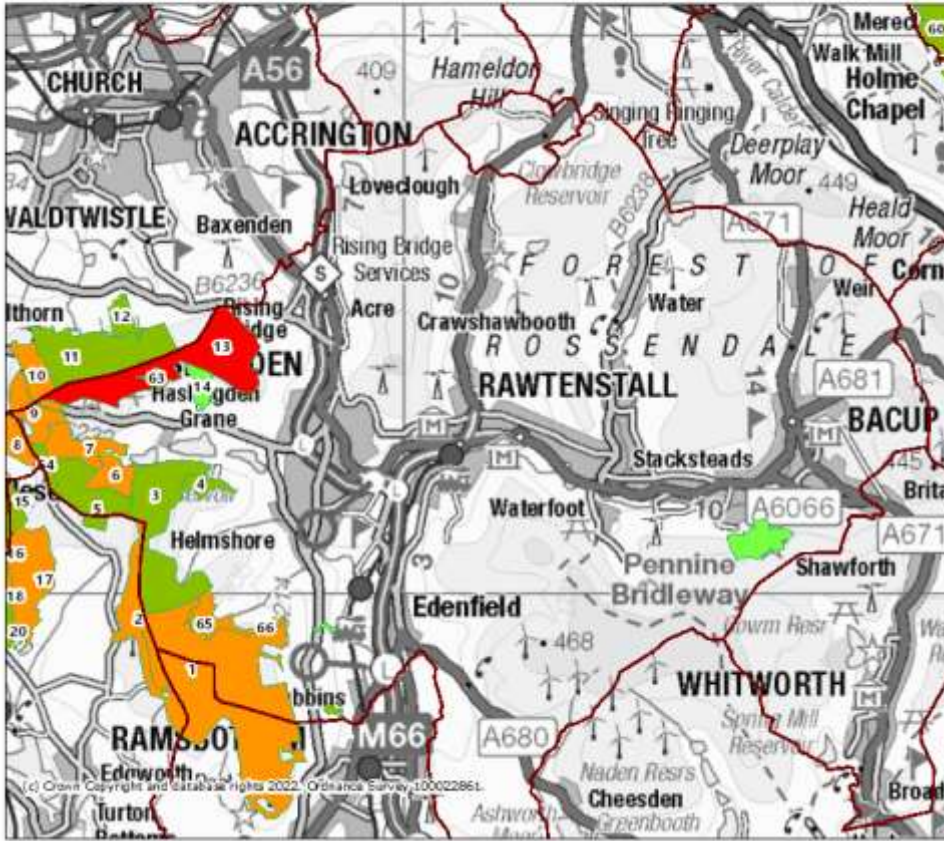
Target	Two thirds of public rights of way (PROWs) to be in 'good' condition by 2016, 80% by end of plan period
Progress towards Target	<p>Lancashire County Council is the authority responsible for the management of the PROW in Rossendale. Conditions of PROWs are reported on a 'pass' / 'fail' basis (i.e. does the PROW meet the basic requirements to be passable, way marked, reasonable surface, gates in working order).</p> <p>In 2012, 73% of Rossendale's surveyed PROW network was reported as a 'pass', whereas 27% was reported as a 'fail'. The main reasons for failure were poor waymarking; vegetation blocking the route and poor surfaces. However, the level of performance was significantly above target. No recent surveys have been undertaken, but the condition of paths is unlikely to have improved due to a very limited maintenance budget.</p> <p>The new Local Plan requires developers to provide compensatory measures where land has been taken out of the Green Belt for development. Potential compensatory measures have been identified and these include improvements to specific Rights of Way that are within the Green Belt.</p>
Trigger to Implement Contingencies	<ol style="list-style-type: none"> 1. 50% not in 'good' condition by 2014 2. 70% not in 'good' condition by 2020
Trigger Met	Not known.
Contingencies	<ol style="list-style-type: none"> 1. Identify the problem and barriers/causes to development via discussions and/or assessment(s) 2. Investigate possibilities for funding improvements from a variety of sources (e.g. CIL, Grants, DEFRA, Lottery etc) 3. Prioritising key routes to facilitate implementation of other Core Strategy policies (e.g. 9 and 14) 4. Coordinating lobbying by interested parties (e.g. Civic Trust, Ramblers Association) to LCC

The Rossendale Local Plan 2019 to 2036 designates Green Infrastructure on the Policies Map. It includes previously designated "greenlands" and now incorporates woodland and grassland ecological corridors.

Policy 18: Biodiversity, Geodiversity and Landscape Conservation

Target	10% increase over a 3 year rolling period in overall area of biodiversity resource
Progress towards Target	<p>No specific data is currently available to monitor this target.</p> <p>There have been no changes in the number of Biological Heritage Sites (BHS) and Local Geodiversity Sites (LGS) within Rossendale since 2017. However, internal restructuring at Lancashire County Council means that work on reviewing the BHS system is hoped to progress in the future.</p> <p>Additionally, as set out in the Environment Act 2021 mandatory biodiversity net gain is likely to become law in 2023. With the Act setting out a minimum 10% gain required calculated using Biodiversity Metric & approval of net gain plan.</p>
Trigger to Implement Contingencies	LCC Natural Environment Service information on biodiversity resources within Rossendale
Trigger Met	n/a
Contingencies	<ol style="list-style-type: none"> 1. Identify the problem and barriers/causes via discussions and/or assessment(s) 2. Works with Park Department, local communities, Groundwork and others to identify, improve and nominate local sites of biodiversity importance to LCC for appropriate designation 3. Prioritising sites for funding from planning obligations, grants etc.

The map on the following page shows the condition of the SSSI units within and around Rossendale.



Legend

- Parishes (GB)
- Sites of Special Scientific Interest Units (England)
 - Favourable Condition
 - Unfavourable Recovering
 - Unfavourable no change
 - Unfavourable Declining
 - Part Destroyed
 - Destroyed
 - Not Assessed

Projection = OSGB36
 xmin = 359500
 ymin = 412200
 xmax = 402800
 ymax = 434000

Map produced by MAGiC on 9 February, 2022.
 Copyright resides with the data suppliers and the map must not be reproduced without their permission. Some information in MAGiC is a snapshot of the information that is being maintained or continually updated by the originating organisation. Please refer to the metadata for details as information may be illustrative or representative rather than definitive at this stage.

Policy 19: Climate Change and Low Carbon and Zero Carbon Sources of Energy

Policy 19 is split into two parts. Section 1 identifies how proposals for all types of renewable energy will be considered and that 25% of the energy needs of the Borough should be met from these sources by 2026. Part 2 sets out how the climate change impacts on development will be addressed.

Target	3 year rolling increase of 10% of energy (electric and heat) generating capacity (excluding commercial wind)												
Progress towards Target	<p>From 2018/19 to 2020/21, six renewable energy schemes were approved, four for solar panels and two for biomass boilers. The total generating capacity is not known due to the applications not containing precise capacity details (five schemes have been confirmed as being developed).</p> <table border="1"> <thead> <tr> <th>Rolling period</th> <th>2016/17 to 2018/19</th> <th>2017/18 to 2019/20</th> <th>2018/2019 to 2020/21</th> </tr> </thead> <tbody> <tr> <td>Total generating capacity (excluding commercial wind)</td> <td>597.8kW</td> <td>-</td> <td>-</td> </tr> <tr> <td>Percentage increase or decrease between 3 year period</td> <td>no increase from previous period</td> <td>increase not known</td> <td>increase not known</td> </tr> </tbody> </table> <p>There has been no increase in generating renewable capacity during the last 3 periods.</p>	Rolling period	2016/17 to 2018/19	2017/18 to 2019/20	2018/2019 to 2020/21	Total generating capacity (excluding commercial wind)	597.8kW	-	-	Percentage increase or decrease between 3 year period	no increase from previous period	increase not known	increase not known
Rolling period	2016/17 to 2018/19	2017/18 to 2019/20	2018/2019 to 2020/21										
Total generating capacity (excluding commercial wind)	597.8kW	-	-										
Percentage increase or decrease between 3 year period	no increase from previous period	increase not known	increase not known										
Trigger to Implement Contingencies	1. Less than 5% increase over 3 year rolling period												
Trigger Met	No increase in renewable energy capacity happened over the last 3 periods.												
Contingencies	<ol style="list-style-type: none"> 1. Identify the problem and barriers/causes to development via discussions and/or assessment(s) 2. Promote funding available under Feed in Tariff 3. Work with developers to increase understanding of practicalities of implementing renewable energy schemes 4. Facilitate pro-active discussions between applicants and Planning Officers, and the services of 3rd party specialists 												

Policy 20: Wind Energy

Target	100% of community benefit agreements to meet the value of the nationally supported minimum (per MW) over the plan period for wind energy developments
Progress towards Target	No agreements have been made over this monitoring period. The nationally agreed voluntary figure of £5,000 per MW agreed between the government and the industry only applies to schemes of over 5MW generating capacity. This therefore applies to commercial schemes rather than smaller scale turbines. In addition, Community Benefit agreements cannot normally be required through the planning process.
Trigger to Implement Contingencies	<ol style="list-style-type: none"> 1. In 2016, 10% or greater of agreements not meeting nationally supported minimum value (per MW). 2. In 2021, 10% or greater of agreements not meeting nationally supported minimum value (per MW). 3. In 2026, 10% or greater of agreements exceeding nationally supported minimum value (per MW).
Trigger Met	n/a
Contingencies	<ol style="list-style-type: none"> 1. Identify the problem and barriers to providing contributions via discussions and/or assessment(s) 2. Work with independent specialists (e.g. Natural England, LCC) to ascertain realistic costs of mitigating harm caused by wind developments.

Policy 21: Supporting the Rural Economy and its Communities

This policy is concerned with areas outside of the main urban concentrations, its economy and its communities. The main thrust of the policy is to ensure that Rossendale's rural areas are protected from inappropriate development while at the same time providing support for developments that will help the local economy and provide jobs and services to members of the local community.

Target	75% of all approved non-householder planning applications for reuse of buildings in the countryside to be for employment generating uses, over the plan period		
Progress towards Target	9 applications for the reuse of buildings in the countryside were approved in 2018/19, 4 in 2019/20 & 8 in 2020/21, but none involved employment generating uses.		
	2018/19	2019/2020	2020/2021
	0%	20%	0%
Trigger to Implement Contingencies	1. Less than 50% approved for employment uses, measured over a rolling 3 year period		
Trigger Met	Yes.		
Contingencies	1. Identify the problem and barriers/causes to development via discussions and/or assessment(s)		

2. Work with Rossendale BC Regeneration/ Regenerate etc. and applicants to investigate alternative employment generating uses
3. Continue to monitor policy

Policy 22: Planning Contributions

This policy sets out the overarching framework in relation to the negotiation of planning obligations, agreements and the Community Infrastructure Levy (CIL). Viability issues have been an increasingly important issue in negotiating Section 106 agreements because of the marginal financial nature of many projects. The Government has encouraged a flexible approach to Section 106's in order to promote the delivery of housing.

Target	All major applications to provide contributions towards improvements / provision of facilities where appropriate																						
Progress towards Target	<p>In the monitoring period there were 12 major applications for which Section 106 could be applicable. Of these, 10 of the applications were subject to Section 106 agreements.</p> <p>It should be noted though that not all of these provided policy-compliant contributions, for example, the provision of affordable housing. Also for example, although education contributions were specified in agreements at the outline planning stage at the request of Lancashire County Council, this does not necessarily mean that the development will provide such contributions as the calculation will be made based on the need for additional places at the time of the reserved matters planning application.</p> <table border="1" style="width: 100%; border-collapse: collapse;"> <thead> <tr> <th style="text-align: center;">Planning Reference</th> <th style="text-align: center;">Site</th> <th style="text-align: center;">Development</th> <th style="text-align: center;">Contributions Required</th> </tr> </thead> <tbody> <tr> <td style="text-align: center;">2018/0414</td> <td>Reed Street, Bacup</td> <td>Residential development of 22 terraced properties</td> <td>Open space and play equipment</td> </tr> <tr> <td style="text-align: center;">2018/0554</td> <td>Commercial Street</td> <td></td> <td>Open space and play equipment and education</td> </tr> <tr> <td style="text-align: center;">2018/0318</td> <td>Former Spring Mill (land off eastgate and westgate)</td> <td>Erection of 119 no. two-storey houses</td> <td>Education</td> </tr> <tr> <td style="text-align: center;">2017/0590</td> <td>Former Bacup Health Centre</td> <td>Erection of 22no. bedroom care home (Use Class C2)</td> <td>Open space and waste receptacles</td> </tr> </tbody> </table>			Planning Reference	Site	Development	Contributions Required	2018/0414	Reed Street, Bacup	Residential development of 22 terraced properties	Open space and play equipment	2018/0554	Commercial Street		Open space and play equipment and education	2018/0318	Former Spring Mill (land off eastgate and westgate)	Erection of 119 no. two-storey houses	Education	2017/0590	Former Bacup Health Centre	Erection of 22no. bedroom care home (Use Class C2)	Open space and waste receptacles
Planning Reference	Site	Development	Contributions Required																				
2018/0414	Reed Street, Bacup	Residential development of 22 terraced properties	Open space and play equipment																				
2018/0554	Commercial Street		Open space and play equipment and education																				
2018/0318	Former Spring Mill (land off eastgate and westgate)	Erection of 119 no. two-storey houses	Education																				
2017/0590	Former Bacup Health Centre	Erection of 22no. bedroom care home (Use Class C2)	Open space and waste receptacles																				

	2018/0202	Land off Greensnook Lane, Bacup	Erection of 26 no. dwellings comprising 8no. 3 bedroom dwellings and 18no. 4 bedroom dwellings	Car parking spaces
	2019/0341	Albert Mill, Whitworth	Demolition of existing building and erection of 37 no. dwellings and 48 apartments for the over 55s	Affordable housing, open space, education and over 55's accommodation
	2020/0039	Johnny Barn Farm and land to the east, Cloughfold	Erection of 30 dwellings	Affordable housing, open space and playing pitch and education
	2019/0358	Land Adjacent Dark Lane Football Ground	Erection of 95 dwellings	Affordable housing, open space and playing pitch and footpath
	2019/0101	Village Pine Glen Top Works, Newchurch Road, Stacksteads	Change of use and conversion of Commercial Unit to 14 no. Apartments	Open space and play equipment
	2019/0318	Land at Slackgate Farm, Tong Lane	Residential development of up to 33 No. dwellings	Affordable housing and education
Trigger to Implement Contingencies	1. 80% or less of major proposals providing contributions			
Trigger Met	No.			
Contingencies	<ol style="list-style-type: none"> 1. Identify the problem and barriers/causes to development via discussions and/or assessment(s) 2. Update evidence base 3. Renegotiate terms and details 4. Focus on target areas 			

Policy 23: Promoting High Quality Designed Spaces

Target	50% of all major (10 plus units) housing applications to undergo a Building for Life Assessment over period to 2016
Progress towards Target	No "Building for Life" Assessments were undertaken in the Monitoring period.
Trigger to Implement Contingencies	Less than 40% of major housing applications undergoing a Building for Life Assessment over first 5 years of the plan (by 2016)
Trigger Met	Yes - implementation of this target has faced significant challenges due to both lack of developer interest and staffing resource to review submissions.
Contingencies	<ol style="list-style-type: none"> 1. Identify the problem and barriers/causes to development via discussions and/or assessment(s) 2. Liaise with management team to examine availability of officer time to carry out Building for Life Assessments 3. Work with developers at pre-application stage to encourage schemes to take into account Building for Life criteria during their design 4. Investigate making Building for Life Assessment a corporate priority for assessing major residential applications
Target	80% of all major (10 plus units) housing applications to undergo a Building for Life assessment over period 2016-2021
Progress towards Target	None of the major housing applications were submitted with a Building for Life assessment between 2019 and 2021.
Trigger to Implement Contingencies	Less than 70% of major housing applications undergoing a Building for Life Assessment over 2 nd 5 years of the plan (2016-2021)
Trigger Met	The trigger was not assessed in 2021, rather new monitoring criteria has been established in the Rossendale Local Plan 2019 to 2036 which monitors the approval of dwellings built to M4(2) standards, the Building for Healthy Life Assessments and dwellings specifically for older people.
Contingencies	<ol style="list-style-type: none"> 1. Identify the problem and barriers/causes to development via discussions and/or assessment(s) 2. Liaise with management team to examine availability of officer time to carry out Building for Life Assessments 3. Work with developers at pre-application stage to encourage schemes to take into account Building for Life criteria during their design 4. Investigate making Building for Life Assessment a corporate priority for assessing major residential applications

Policy 24: Planning Application Considerations

This policy sets out a range of considerations that developments should take into consideration before submitting a planning application.

Among the issues that should be addressed are the materials to be used, how the development is laid out, landscaping, privacy of occupants and neighbours as well as environmental performance and drainage facilities.

Target	To decrease the amount of both derelict and vacant land in the borough over the Plan period to 2026
Progress towards Target	<p>The National Land Use Database (NLUD) has not been updated since the report in 2012/13. The amount of derelict land in the Borough declined from 61ha in the 2010/11 survey to 51.65 ha in the 2012/13 assessment. Similarly the total amount of vacant land declined from 76ha to 60.44ha.</p> <p>The Government now requires all Local Authorities in England to produce a Brownfield Land Register for their area and to update it every year. The Council has updated its Brownfield Land Register which is published on its website and on the data.gov.uk website.</p>
Trigger to Implement Contingencies	<ol style="list-style-type: none"> 1. Amount of derelict land increases by more than 10% over a rolling 5 year period 2. Amount of vacant land increases by more than 10% over a rolling 3 year period
Trigger Met	No
Contingencies	<ol style="list-style-type: none"> 1. To identify the issues affecting increased rates of vacant land (e.g. factory closures, costly contamination issues) 2. To work with HCA and other funding bodies (e.g. LEP, to bring forward sites) 3. To work with landowners to find ways of bringing forward vacant land that market finds difficult to address

If you would like a summary of this Report in large print, on audio cassette or in a language other than English, please let us know and we will be happy to arrange it.

Please telephone 01706 217777 and People & Policy Team

Produced by

The Forward Planning Team
Rossendale Borough Council
Room 120
The Business Centre
Futures Park
Bacup
OL13 0BB

Tel: 01706 252415



Rossendalealive

Subject:	Adoption of Rossendale Playing Pitch and Outdoor Sports Assessment and Strategy	Status:	For Publication
Report to:	Overview and Scrutiny	Date:	7 th March 2022
Report of:	Planning Manager	Portfolio Holder:	Environment
Key Decision:	<input checked="" type="checkbox"/> Forward Plan <input checked="" type="checkbox"/>	General Exception <input type="checkbox"/>	Special Urgency <input type="checkbox"/>
Equality Impact Assessment:	Required: <input checked="" type="checkbox"/>	Yes/No	Attached: <input type="checkbox"/>
Biodiversity Impact Assessment	Required: <input type="checkbox"/>	Yes/No	Attached: <input type="checkbox"/>
Contact Officer:	Mike Atherton / Anne Storah	Telephone:	01706 252418
Email:	annestorah@rossendalebc.gov.uk		

1.	RECOMMENDATION(S)
1.1	To note the content of the Playing Pitch and Outdoor Sports Assessment and Strategy (PPOSS).
1.2	To use the evidence contained to help inform future feasibility work.

2. PURPOSE OF REPORT

- 2.1 To discuss the recommendations set out in the Playing Pitch and Outdoor Sports Strategy (PPOSS) and Action Plan and discuss the implications for Rossendale and further work required.

3. BACKGROUND

- 3.1 The Council commissioned Knight Kavanagh and Page (KKP) to undertake an assessment of all formal playing pitch and outdoor sport facilities to assist it to strategically plan for the future. The report presents a supply and demand assessment of playing pitch and other outdoor sports in accordance with relevant Government guidance. This report is one of three assessments undertaken by KKP. The other two relate to Open Space and Indoor Built Sports Facilities. These other reports will be considered later in the year.
- 3.2 The rationale for undertaking this study is to understand current levels of provision within Rossendale across the public, private, education, voluntary and commercial sectors and to compare this with current and likely future levels of demand. It provides a strategic framework to provide the Council with evidence to help understand future feasibility work to meet the provision of outdoor sports facilities to meet the needs of existing and future residents.
- 3.3 This PPOSS will act as a further evidence base and will update the existing evidence to take account of changes in provision, planned development and the local needs of the community and changes to planning policy context. This may provide opportunities for the Council to seek funding opportunities to develop new playing pitches or improve the quality of existing playing pitches in Rossendale in response to housing developments that create additional demand for pitches (as well as the accompanying ancillary offer) by use of the Sport England Playing Pitch Calculator¹. Where possible, this will be aligned to

¹<https://www.sportengland.org/how-we-can-help/facilities-and-planning/planning-for-sport/playing-pitch-calculator>

existing community sport clubs in Rossendale, which play an integral part in providing sport and physical activities to the local community.

- 3.4 The assessment work was commenced prior to the pandemic and the ensuing lock-down, which led to all sporting activities to cease until further notice. The data captured for winter sports (rugby, football, hockey) in this Assessment Report was carried out between January and February 2020 and as such is an accurate reflection of supply and demand, with the majority of the seasons demand having been played. The data capture for summer sports (cricket, bowls, tennis etc.) was undertaken in September 2020. All summer sports captured within this document resumed activity between July and August 2021.
- 3.5 The scope of the PPOS focused geographically on all local provision, regardless of ownership and management arrangements.

Analysis areas (or sub areas) were identified to allow for a more localised analysis of Rossendale, as follows:

Rossendale West Eden, Greenfield, Helmshore, Worsley
Rossendale Central Cribden, Goodshaw, Hareholme, Longholme
Rossendale East Facit & Shawforth, Greensclough, Healey & Whitworth, Irwell, Stacksteads

The following sports were considered as these are recommended criteria in carrying out playing pitch strategy assessments:

- Football
- Rugby union
- Rugby league (but not considered to exist in Rossendale)
- Hockey (existing provision but no identified existing demand)
- Cricket
- Bowls
- Tennis
- Athletics
- Netball

The following section provides a brief summary focusing on supply and demand of outdoor provision for these sports.

3.6 ASSESSMENT REPORT – KEY FINDINGS

Football

- Insufficient supply, with current shortfalls for youth 11v11 and youth 9v9 pitch formats.
- Based on demand these shortfalls expected to worsen and with further shortfalls on adult pitches
- 3 pitches are good quality; 18 are standard; and 36 are poor.
- 107 teams from 14 clubs play in Rossendale
- Only 8 pitches have spare capacity (or 5 match equivalent sessions / week).

3rd Generation Turf (3G) Artificial Grass Pitches (AGPS)

- One full size flood-lit 3G pitch at Valley Leadership Academy, in need of improvements

- Additional six small sided pitches, but only 4 for community use at Marl Pits. (Other 2 located at schools).
- 107 teams affiliated to Rossendale creates a need for three full size 3G pitches, with shortfalls in Rossendale East and West, and additionally at Rossendale Central if no improvements made at the Valley Leadership Academy
- No Rugby World Cup compliant 3G pitches but no significant demand for one for rugby union demand

Rugby Union

- Rossendale RUFC is the sole club, operating with 15 teams
- Seven pitches (3 senior and 4 junior) across 3 sites
- 1 good senior pitch; 2 standard senior pitches; and 4 poor quality junior pitches
- Privately investing in the 2 poor quality junior pitches at Marl Pits to improve quality
- Improvements needed to Clubhouse and changing facilities
- Marl Pits pitch is over-played by 2.75 match equivalent sessions / week currently.
- Latent and future demand exacerbates this shortfall by a further 2.5 match equivalent sessions.

Hockey

- No identified community hockey demand (view of England Hockey)
- No full size hockey-suitable AGPs but 5 small sided pitches on 5 sites; of which 2 are available for community use

Cricket

- There are 5 cricket clubs in Rossendale - Bacup, Edenfield, Haslingden, Rawtenstall and Stacksteads, comprising 32 teams (14 senior men's and 18 junior boys).
- There is 1 lapsed cricket ground at Waterbarn Recreation Ground (i.e. disused for .5 years); and 1 lapsed non-turf wicket at Marl Pits.
- Land at the rear of Haslingden Cricket Club is allocated for housing to finance Club improvements; this will require the relocation of the single junior wicket.
- There is sufficient supply to accommodate both current and anticipated demand.
- No over-play has been identified

Bowls

- There are 13 bowling greens (all Crown greens) located across 12 sites, all available for community use
- Nine greens are standard quality, two are good and one is poor (Rose & Bowl)
- There are 4 lapsed sites, overgrown and not maintained at:
 - Maden Rec
 - Edgeside Park
 - Loveclough Park
 - Rear of Boars Head pub in Newchurch
- There are 11 clubs, each has access to at least one dedicated bowling green
- There is sufficient supply of bowling greens to accommodate existing and future levels of demand.

Athletics

- There is one athletics club – the Rossendale Harriers AC.
- One formal athletics track at Marl Pits Sports Centre – a 6-lane cinder surface, 400 metre track, fully floodlit, with severe quality issues
- Inside of the track are a condemned throwing cage and two condemned long

jumps

- The athletics track is used for disability cycling for Rossendale Rays, annual Relay for Life
- Usage has increased over the pandemic
- Funding is currently being raised to improve the track

Tennis Courts

- Rossendale has one tennis club – Parkwood Lawn Tennis Club
- There are 20 outdoor tennis courts across eight sites, of which 13 are available for community use
- In addition there are 8 disused courts (All Saints School and at Edgeside Park)
- Only 4 courts are of standard quality (at Adrenaline Centre and Loveclough Park); all the remaining are poor quality, including those at Parkwood Lawn Tennis Club
- Parkwood Lawn Tennis Club aspires to increase membership by 10 adults and 20 junior members
- Based on having 3 floodlit artificial courts at the club, Rosendale has sufficient quantity to meet current and future demand but refurbishment is required

Netball

- There are 11 netball teams playing in the Rossendale Ladies Indoor Netball League (mainly inside at the Adrenaline Centre and Valley Leadership Academy).
- There are 8 outdoor courts across 3 sites, with just 2 courts available for community use (at the Adrenaline Centre)
- The courts at the Adrenaline Centre are of standard quality, whereas the school courts, which are unavailable for community use, are of poor quality
- There is a sufficient quantity of outdoor netball courts to meet current demand
- Latent demand refers to leagues that would like to field more teams but currently cannot. This can be for reasons such as: a lack courts, appropriate facilities and qualified coaches. Rossendale Ladies Netball League aspires to grow its league competition by an additional nine teams but cannot, due to a lack of courts.

3.7

SPORT STRATEGY & ACTION PLAN – KEY RECOMMENDATIONS

The Playing Pitch & Outdoor Sport Strategy (PPOSS) with its accompanying Action Plan builds on the preceding Assessment Report to provide a framework for the maintenance and improvement of all formal outdoor playing pitch and outdoor sport provision, with accompanying ancillary facilities, subject to annual monitoring and review. **If no review takes place within 3 years of the date that the baseline data is collated then the PPOSS will no longer be considered up to date or robust..**

3.8

The PPOSS, when it is adopted, is able to:

- Provide adequate planning guidance to assess development proposals affecting outdoor sports facilities, directing developer contributions and informing local planning policy
- Inform the protection and provision of outdoor sports facilities
- Inform land use decisions for the future use of existing playing pitches and playing fields
- Provide a strategic framework for the provision and management of outdoor sports facilities
- Support external funding bids and maximize support for outdoor sports facilities
- Provide the basis for ongoing monitoring and review of the use, distribution, function, quality and accessibility of outdoor sports facilities.

It is critical to note that this is not an action plan which is supported by capital investment of the Council to deliver required capacity.

3.9 The PPOSS reiterates the findings of the Assessment Study and identifies a number of scenarios to address the issues identified. The PPOSS then makes a number of recommendations for each sport, and provides overall strategic recommendations. A site by site action plan then seeks to address issues identified in the Assessment Report. This is based on the sites' strategic importance (e.g. accommodate most of the demand) or should have the greatest impact on addressing shortfalls.

3.10

ACTION PLAN – High Priority Sport Recommendations

The Action Plan provides recommendations for a number of sites (pp 49 to 62), which are categorized according to sport, management status (e.g. RBC, School, Sports Club), site hierarchy tier, priority, timescales, costs and aims. Delivery partners are listed too.

There are six sites listed as being of high priority as summarised below:

Site	Recommended actions	Time-scales	Cost
Adrenaline Centre	Development of a 3G in Rossendale West. Work to develop a full size 3G project on site (or others within an appropriate geographical proximity) to support midweek training demand from local clubs.	M	H
Valley Leadership Academy	Ensure pitch quality improvements are made as soon as feasibly possible to prevent the pitch becoming unusable and current shortfalls being exacerbated.	S	H
Haslingden CC	Sustain quality of pitch by upholding the current maintenance regime. All demand identified on the site (current and future) can be accommodated on its natural turf cricket square so supports the development and loss of playing field on the basis the capital receipt is suitably reinvested into its ancillary offer which is identified as being poor quality. Further to this, a mitigation of loss of the junior wicket should be sought and be re-provided at nearby Haslingden High School to support on-going youth development between the Club and School.	S-M	H
Marl Pits	Work to grant Rossendale RUFC a long term lease on the two junior pitches which are owned by RBC to secure tenure. Work with Rossendale RUFC to improve the quality of pitches across the site, particularly the two junior pitches which are unplayable. Explore the feasibility of providing additional floodlighting on site to enable training demand to be better distributed across the site. Secure funding opportunities to improve the kitchen and changing facilities on site.	S	M
	Support Rossendale Harriers AC in its aspiration to resurface the track and develop additional athletics facilities on site.	M	H
Whitworth Community	Use the rebuild opportunity to ensure that there is a suitable facility stock for local community sport. Utilise	M-L	H

High School	the PPS and LFFP to support the development of a small sided (9v9) 3G pitch is developed to support curricular demand and Whitworth Valley FC. Link any new facility to a secure community use arrangement.		
Rossendale FC – Dark Lane	There is a need to formalise a dedicated task and finish group with National Governing Bodies of Sport, the Council, Sport England and RLT to determine the best use of the agreed S106 amount. Priority actions identified above in this action plan should be first considered for use of the S106 amount.	S	-

High priority sites should be addressed within 2 years, with no times set for the other priority levels.

Costs are set out as:

Low <£50K

Medium £50K to £250K

High £250K and above

The table then lists other actions, which are of lower priority (medium to low), according to geographical zone.

Rossendale East Analysis Area	17 sites identified
Rossendale Central Analysis Area	23 sites identified
Rossendale West Analysis Area	19 sites identified

3.11 IMPLEMENTATION

The PPOSS provides guidance for maintenance and management decisions and investment across the Borough that will affect several departments including Parks, Planning and Property Services as well as the Leisure Trust and the sports organisations themselves (the NGBs – national governing bodies). These departments must be represented on the Steering Group and ensure that the PPOSS is applied within their area of work. Following sign-off of the PPOSS the Steering Group should complete a short term Action Plan to provide focus. This needs to be kept under review.

Regular annual monitoring and review against the actions identified in the strategy must be undertaken and fed back to Sport England. If no review and update is undertaken within 3 years the document cannot be viewed as sufficiently robust.

This review should highlight:

- How delivery has progressed and any changes needed to the priority order
- How the PPOSS has been applied and lessons learnt
- Any changes to particularly important sites and/or clubs, and other supply and demand education
- Any development of a specific sport or particular format
- Any new or emerging issues or opportunities.

To keep the PPOSS up-to-date the report makes a number of suggestions including holding regular Steering Group meetings, annual sport specific meetings with pitch sport NGBs and other relevant parties. Meetings should be timed with the annual NGB affiliation processes so changes in the number and nature of sports clubs can be tracked. Other information such as pitch bookings is also needed and information on pitch quality. For example, pitch improvements will increase capacity. Negotiations with schools for

community use should be recorded.

The Paying Pitch Database needs to be maintained by the Council, refreshed on a season by season basis.

4. RISK

4.1 Officers across the Council, Rossendale Leisure Trust, Sport England and the National Governing Bodies as well as local Clubs have invested time in preparing this report and allocating money for its preparation. Having an up-to-date report which is regularly updated, and in consultation with key partner organisations, will help in bidding for money for improvement works, as well as justifying the need for developer contributions from planning approvals. Without this document being approved and the recommendations implemented, Rossendale could miss out on opportunities to improve the current offer and prevent further deterioration of these much needed community facilities. In addition Sport England, a statutory consultee for planning matters, was involved in the Steering Group and anticipates the adoption of the Strategy to inform decisions on planning applications and other matters, eg the location of any additional facilities. Without the adoption of this Strategy, Sport England's consultation responses will be limited. Furthermore, this Strategy must be kept under review in order for it to remain effective and fit for purpose.

5. FINANCE

5.1 Indicative costs have been identified and are included within the report. There will be a need to identify more detailed figures as part of the forthcoming review to identify funding options, working with partners such as Sport England and the national governing bodies and consideration of any contributions from the Council's own resources, for both capital and ongoing revenue expenditure.

6. LEGAL

6.1 The legal implications are covered within the body of this report. It is necessary that the Council has a robust strategy which is evidence based to place the Council in a strong position when dealing with future planning applications and responding to challenges.

7. POLICY AND EQUALITIES IMPLICATIONS

The Playing Pitch Strategy will support the National Planning Policy Framework (paragraphs 73 and 74) and local planning policy in helping to determine playing pitch provision to support developments.

The playing pitch strategy will enable the Council to request s106 from local development to be put towards playing pitches and ancillary facilities, maximizing the use of Council funds

Consultation has been undertaken by KKP throughout the development of the report, the strategy will be reviewed annually and further consultation will be undertaken with relevant bodies.

Any equality implications related to the strategy will be given consideration in a relevant and proportionate manner.

8. CONCLUSION

8.1 Approval of the Playing Pitch and Outdoor Sport Strategy as well as the underlying Assessment Report will ensure that the document can be used in the assessment of contributions arising from planning applications as well as guide the priority of work to be

undertaken (including maintenance) and identify where funding applications should be focused to enable the Council to attract inward investment from organisations such as the Football Foundation.

Background Papers	
Document	Place of Inspection
Rossendale Borough Council Playing Pitch and Outdoor Sport Strategy Assessment Report (October 2020)	Attached
Rossendale Borough Council Playing Pitch and Outdoor Sport Strategy & Action Plan (January 2021)	



ROSSENDALE BOROUGH COUNCIL PLAYING PITCH AND OUTDOOR SPORT STRATEGY ASSESSMENT REPORT

OCTOBER 2020

QUALITY, INTEGRITY, PROFESSIONALISM

Knight, Kavanagh & Page Ltd

Company No: 9145032 (England)

MANAGEMENT CONSULTANTS

Registered Office: 1 -2 Frecheville Court, off Knowsley Street, Bury BL9 0UF

T: 0161 764 7040 E: mail@kcp.co.uk www.kcp.co.uk



ROSSENDALE BOROUGH COUNCIL PLAYING PITCH ASSESSMENT REPORT

CONTENTS

ABBREVIATIONS	1
PART 1: INTRODUCTION AND METHODOLOGY	2
PART 2: FOOTBALL.....	13
PART 3: THIRD GENERATION TURF (3G) ARTIFICIAL GRASS PITCHES (AGPS)	37
PART 4: RUGBY UNION	47
PART 5: HOCKEY	60
PART 6: CRICKET.....	65
PART 7: BOWLS	79
PART 8: ATHLETICS TRACKS	85
PART 9: TENNIS COURTS	85
PART 10: NETBALL COURTS.....	100
APPENDIX 1: SPORTING CONTEXT	104

ROSSENDALE BOROUGH COUNCIL PLAYING PITCH ASSESSMENT REPORT

ABBREVIATIONS

3G	Third Generation (artificial turf)
AGP	Artificial Grass Pitch
ANOG	Assessing Needs and Opportunities Guidance
BC	Bowls Club
CC	Cricket Club
ECB	England and Wales Cricket Board
EH	England Hockey
FA	Football Association
FC	Football Club
FIFA	Fédération Internationale de Football Association
GMA	Grounds Maintenance Association
HC	Hockey Club
KKP	Knight, Kavanagh and Page
LTA	Lawn Tennis Association
LMS	Last Man Stands
NGB	National Governing Body
NPPF	National Planning Policy Framework
NTP	Non turf pitch
PPOSS	Playing Pitch Strategy and Outdoor Sport Strategy
PPS	Playing Pitch Strategy
PQS	Performance Quality Standard
RBC	Rossendale Borough Council
RLT	Rossendale Leisure Trust
RFU	Rugby Football Union
RUFC	Rugby Union Football Club
S106	Section 106 Agreement
TGR	Team Generation Rate
TC	Tennis Club
U	Under

ROSSENDALE BOROUGH COUNCIL PLAYING PITCH ASSESSMENT REPORT

PART 1: INTRODUCTION AND METHODOLOGY

1.1: Introduction

Knight, Kavanagh & Page Ltd (KKP) was appointed by Rossendale Borough Council (RBC) to undertake an assessment of all formal playing pitch and outdoor sport facilities across the authority to assist it to strategically plan for the future. The importance of the assessment in providing the evidence base for the new RBC Local Plan is fully recognised. The quality and robustness of the evidence with regard to the quality and quantity of open space and sports facilities needed is fundamental to the new Plan over the 15-year period to 2034 and will be vital in informing the Authority's policies on open spaces, playing pitches and built facilities.

This is the Playing Pitch and Outdoor Sport Strategy (PPOSS) Assessment Report for Rossendale. It presents a supply and demand assessment of playing pitch and other outdoor sports in accordance with Sport England's PPOSS Guidance: An approach to developing and delivering a PPS (2013) and Assessing Needs and Opportunities Guidance (2014) (ANOG) used for non-pitch sports. Both guidance documents detail a stepped approach that, for pitch sports, is separated into five distinct stages, with similar stages set out in ANOG:

- ◀ Stage A: Preparation
 - ◀ Step 1: Clarify why the PPOSS is being developed
 - ◀ Step 2: Set up the management arrangements
 - ◀ Step 3: Tailor the approach
- ◀ Stage B: Information Gathering
 - ◀ Step 4: Develop an audit of playing pitches
 - ◀ Step 5: Develop a picture of demand
- ◀ Stage C: Assessment
 - ◀ Step 6: Understand how each site is being used
 - ◀ Step 7: Develop the current picture of provision
 - ◀ Step 8: Carry out scenario testing
- ◀ Stage D: Key Findings & Issues
 - ◀ Step 9: Identify key findings & issues
 - ◀ Step 10: Check and challenge key findings & issues
- ◀ Stage E: Strategy Development & Implementation
 - ◀ Step 11: Develop conclusions & recommendations
 - ◀ Step 12: Develop an action & implementation plan
 - ◀ Step 13: Adopt, monitor and review the PPOSS

Stages A to C are covered in this report, with Stage D and Stage E covered in the subsequent strategy document. This Assessment and subsequent Strategy will run to 2034, in line with the new Local Plan subject to annual monitoring and review taking place. If no review has taken place in three years from the date of the baseline data being collated then the PPOSS will no longer be considered up to date or robust.

Covid-19

Since the start of the production of the Rossendale Assessment Report there has been global pandemic from the spreading of Covid-19 (Coronavirus). This led England to enter an unprecedented state of Lockdown from the 23rd March 2020. Lockdown required the general public to remain at home and only leave their households for food, health reasons or work (only if work cannot be carried out at home). In addition, if people were to go outside, they were to remain two metres apart. This understandably led to all sporting activities including all those covered in the Playing Pitch Strategy documents to cease until further notice.

ROSSENDALE BOROUGH COUNCIL PLAYING PITCH ASSESSMENT REPORT

The data captured for winter sports (rugby, football, hockey) in this Assessment Report was carried out between January and February 2020 and as such is an accurate reflection of supply and demand, with the majority of the seasons demand having been played.

The data capture for summer sports (cricket, bowls, tennis etc) was undertaken in September 2020. All summer sports captured within this document resumed activity between July and August this year. Consultation with clubs in Rossendale has been tailored to understand the consequential affect lockdown and the Covid-19 pandemic had on both demand for each sport and access to facilities.

It is currently unknown what the future impact of Covid-19 and the lockdown will have on participation and the quality of provision for each sport referenced in the documents. Therefore, it is acknowledged that as part of the Playing Pitch Strategy Stage E process, the review of the documents should ensure that any recommendations made are still accurate based on future levels of supply and demand.

As part of Stage E the PPS should be reviewed on an annual basis from the date it is formally signed off by the Steering Group. A review will help to maintain the momentum and commitment built up during its development. Given current circumstances an annual meeting, which could coincide with the annual NGB affiliation process, would be beneficial to understand what impact, if any, Covid-19 and the Lockdown has had within the Borough. For more information regarding the Stage E process please see Part 8: Deliver the strategy and keep it robust and up to date or see <http://www.sportengland.org/facilities-planning/planning-for-sport/planning-tools-and-guidance/playing-pitch-strategy-guidance/>

1.2: Local context

Rossendale Borough Council Corporate Strategy (2017-2021)

This is a Council wide document which pulls together wider Council plans and strategies so that everyone is working to a vision and priorities that will benefit individuals and Rossendale as a whole. It underlines a commitment to gain investment and ensure sustainable growth in Rossendale, as well as maintaining high quality, value for money services. The vision is: 'Rossendale, a place where people want to live, visit, work and invest'. Its stated values include:

- ◀ Customers matter
- ◀ Listening and communicating
- ◀ Loyalty
- ◀ Management of performance
- ◀ Celebrating success

Its three key priorities are:

- ◀ A clean and green Rossendale
- ◀ A connected and successful Rossendale that welcomes sustainable growth
- ◀ A proud, healthy and vibrant Rossendale

Rossendale Council Core Strategy Development Plan (2011-2026)

This document was adopted in November 2011 and sets out its policies on development and land use. This commits to ensuring that the Borough is a healthy, vibrant place to live and visit. It notes that to achieve this it will need to work with partners to improve the health and wellbeing of its residents, particularly through sport, leisure within its stock of parks and open spaces.

ROSSENDALE BOROUGH COUNCIL

PLAYING PITCH ASSESSMENT REPORT

An emerging Local Plan for Rossendale (to 2034) will replace the Core Strategy once adopted.

Emerging Rossendale Local Plan 2019-2034

This is currently at Examination (as of April 2020); once adopted, it will replace the 2011 Core Strategy. It contains policies seeking to protect existing playing pitches, open space and sport and recreation facilities, as well as setting out requirements for new open space and sport provision.

Rossendale 2019 Infrastructure Delivery Plan (IDP) update

This was produced in support of the emerging Local Plan and provides an update to the 2018 IDP. The purpose of the IDP is to provide an up-to-date evidence base document to demonstrate that the necessary infrastructure is either in place or is planned to support delivery of Local Plan growth proposals, including those relating to education and health.

Town Centre, Retail Leisure and Tourism Study 2017

A key purpose of this Study is to provide an assessment of retail, leisure and tourism needs and capacity in the period to 2034, and to review the current performance of Rawtenstall town centre, Bacup and Haslingden district centres as well as six further local and neighbourhood centres across the Borough.

The key findings for indoor sports or health and fitness are that the Borough's sports offer is extensive and appropriately distributed in its key settlements (reflecting consumer demand). The report determines that from a quantitative and qualitative perspective it can be said that Rossendale is relatively well provided for in terms of indoor health and fitness facilities.

Whilst there does not appear to be a pressing need to allocate additional land for such leisure uses, it is considered that proposals for new indoor sports, health and fitness provision should be considered positively, provided that they are in accordance with the provisions of the development plan and national planning policy.

Economic Development Strategy for Rossendale 2018-2033

This has been prepared to deliver the economic elements of the three corporate priorities and specifically the priority for 'A connected and successful Rossendale that welcomes sustainable growth.' The vision is that, by 2033, Rossendale economy will show strong and sustainable growth, with improved connectivity as a 'bridge' into Lancashire from Greater Manchester and West Yorkshire. The *Invest in Rossendale* brand will be firmly established within the business community, attracting growth sector businesses to employment sites with access to a skilled labour supply, creating well paid jobs for local residents.

Rossendale will be known in the sub-region and beyond for its Adrenaline Valley offer and cultural experiences. Residents will have improved life chances and achieve greater economic success via provision of enhanced employment, skills and educational opportunities. Rawtenstall, Bacup and Haslingden will be renowned regionally for their unique offers and be strong destinations for shoppers and visitors. This strategy aims for Rossendale to:

- ◆ Generate private sector investment within town centres, from employment sites and residential development worth £550m.
- ◆ Attract over £200m public sector investment required in rail and road infrastructure.
- ◆ Create 1,600 new jobs, with more than 800 of these in growth sectors.
- ◆ Achieve greater prosperity for all by raising income levels.
- ◆ Increase the business rate base on undeveloped and under-utilised sites.

ROSSENDALE BOROUGH COUNCIL PLAYING PITCH ASSESSMENT REPORT

Other key strategy documents include:

- ◀ Lancashire Ecological Network Approach and Analysis (2015).
- ◀ Open Space Review for Rossendale: Revision B - June 2006 (currently being updated).
- ◀ Open Space Strategy for Rossendale: Revision C - July 2008 (currently being updated).
- ◀ Open Space and Play Equipment Contributions SPD (2008)
- ◀ Playing Pitch Strategy 2016 (currently being updated).
- ◀ Rossendale Borough Environmental Network Study (2017)
- ◀ Rossendale Local Football Facility Plan (2019)

1.3 Stage A: Prepare and tailor the approach

Management arrangements

A project team from the Council and Rossendale Leisure Trust (RLT) has worked with KKP to ensure that all relevant information is readily available and to support the consultants as necessary to ensure that project stages and milestones are delivered on time, and to the required quality standard to meet Sport England guidance.

Further to this, a Steering Group is and will continue to be responsible for the direction of the PPS from a strategic perspective and for supporting, checking and challenging the work of the project team. The Steering Group is made up of representatives from Rossendale Borough Council, Sport England and National Governing Bodies of Sport (NGBs).

It will be important for the Steering Group to continue once the PPOSS has been finalised for several reasons, including a continuing responsibility to:

- ◀ Be a champion for playing pitch provision in the area and promote the value and importance of the PPOSS.
- ◀ Ensure implementation of the PPOSS's recommendations and action plan.
- ◀ Monitor and evaluate the outcomes of the PPOSS.
- ◀ Ensure that the PPS is kept up to date and refreshed.

Why the PPOSS is being developed

The rationale for undertaking this study is to update current levels of provision within Rossendale across the public, private, education, voluntary and commercial sectors and to compare this with current and likely future levels of demand.

Its primary purpose is to provide a strategic framework which ensures that the provision of outdoor sports facilities meet local and community needs of existing and future residents. The strategies will be produced in accordance with national planning guidance and provide robust and objective justification for future sporting provision.

One of the core planning principles of the National Planning Policy Framework (NPPF) is to improve health, social and cultural wellbeing for all, and deliver sufficient community and cultural facilities and services to meet local needs. Paragraph 96 discusses the importance of access to high quality open spaces and opportunities for sport and recreation that can make an important contribution to the health and well-being of communities.

Paragraphs 97 discuss assessments and the protection of "existing open space, sports and recreational buildings and land, including playing fields". Paragraph 99 and 100 also promote the identification of important green spaces by local communities and the protection of these facilities. Such spaces may include playing fields.

ROSSENDALE BOROUGH COUNCIL PLAYING PITCH ASSESSMENT REPORT

This PPOSS will act as a further evidence base and will update the existing evidence to take account of changes in provision, planned development and the local needs of the community and changes to planning policy context. This may provide opportunities to develop new playing pitches or improve the quality of existing playing pitches in Rossendale in response to housing developments that create additional demand for pitches (as well as the accompanying ancillary offer) by use of the Sport England Playing Pitch Calculator¹. Where possible, this will be aligned to existing community sport clubs in Rossendale, which play an integral part in providing sport and physical activities to the local community.

Scope

The scope of the PPOS will focus geographically on all local provision, regardless of ownership and management arrangements. Provision included within the project is as follows:

- ◀ Football
- ◀ Rugby union
- ◀ Rugby league
- ◀ Hockey
- ◀ Cricket
- ◀ Bowls
- ◀ Tennis
- ◀ Athletics
- ◀ Netball

Please note that, although included in the scope, no rugby league provision is presently considered to exist in Rossendale. If no current or future demand is identified, it will not be included within reports that are produced. Further to this, although there is existing provision, there is no identified existing demand for hockey.

Pitch sports (i.e. football, rugby union, hockey and cricket) are assessed using the guidance set out in Sport England's Playing Pitch Strategy Guidance: An approach to developing and delivering a playing pitch strategy. In addition, any other grass sport pitches identified during the project will also be included. If applicable, this accounts for sports such as Gaelic football and lacrosse.

Non-pitch sports (e.g. bowls and tennis) are assessed using Sport England's Assessing Needs and Opportunities Guidance (2014). This requires a different but parallel methodology to assess supply and demand to that used for pitch sports.

Study area

Rossendale is made up of several small former mill towns centred on the valley of the River Irwell in the North West. It combines modest size urban development with rural villages.

The population is spread between the larger towns of Bacup, Haslingden, Rawtenstall and Whitworth; the smaller settlements of Crawshawbooth, Edenfield, Helmshore, Waterfoot, as well as Britannia, Broadclough, Chatterton, Cloughfold, Cowpe, Irwell Vale, Loveclough, Newchurch, Shawforth, Stacksteads, Stubbins, Turn and Weir.

The study area will comprise the whole of the Borough Council's administrative area. In addition, cross-boundary issues will also be explored to determine the level of imported and exported demand from neighbouring authorities such as Hyndburn and Blackburn with Darwen.

¹<https://www.sportengland.org/how-we-can-help/facilities-and-planning/planning-for-sport/playing-pitch-calculator>

ROSSENDALE BOROUGH COUNCIL PLAYING PITCH ASSESSMENT REPORT

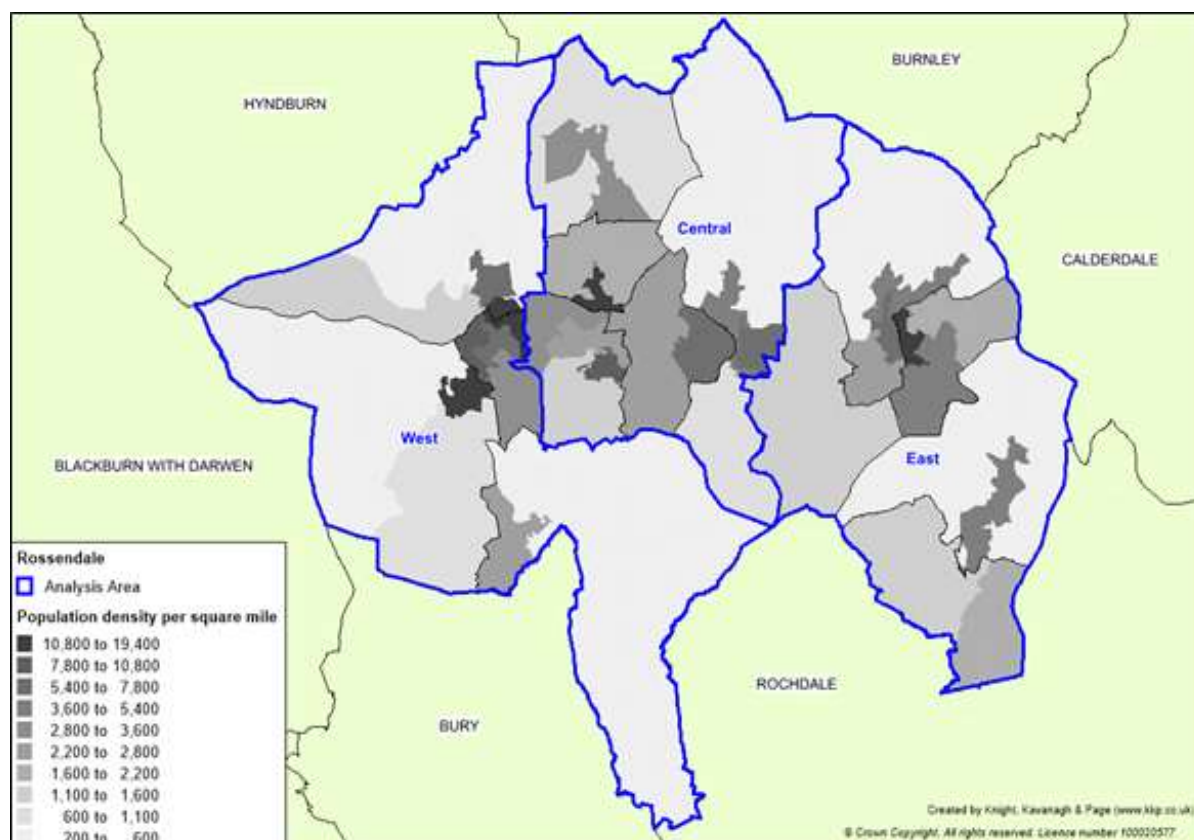
Analysis areas (or sub areas) will also be considered to allow for a more localised analysis of Rossendale and its main settlements, particularly for more predominate sports in the area such as football.

- ◀ Rossendale West
- ◀ Rossendale Central
- ◀ Rossendale East

Table 1.1: Analysis areas by ward

Analysis area	Ward
Rossendale West	Eden
	Greenfield
	Helmshore
	Worsley
Rossendale Central	Cribden
	Goodshaw
	Hareholme
	Longholme
	Whitwell
Rossendale East	Facit and Shawforth
	Greensclough
	Healey and Whitworth
	Irwell
	Stacksteads

Figure 1.1: Rossendale analysis area map



ROSSENDALE BOROUGH COUNCIL PLAYING PITCH ASSESSMENT REPORT

1.4 Stage B: Gather information and views on the supply of and demand for provision

A clear picture of supply and demand for outdoor sports facilities in Rossendale needs to be provided to include an accurate assessment of quantity and quality. This is achieved through consultation with key stakeholders to ensure that they inform the subsequent strategy. It informs current demand, adequacy, usage, future demand and strategies for maintenance and investment for outdoor sports facilities.

Gather supply information and views – an audit of playing pitches

Sport England's PPS guidance uses the following definitions of a playing pitch and playing field. These definitions are set out by the Government in the 2015 'Town and Country Planning (Development Management Procedure) (England) Order'.²

- ◀ ***Playing pitch*** – a delineated area which together with any run off area, is of 0.2ha or more, and is used for association football, rugby, cricket, hockey, lacrosse, rounders, baseball, softball, American football, Australian football, Gaelic football, shinty, hurling, polo or cycle polo.
- ◀ ***Playing field*** – the whole of a site which encompasses at least one playing pitch.

Although the statutory definition of a pitch is one that meets a minimum size of 0.2ha, this PPOSS takes into account smaller sized pitches that contribute to the supply side, for example, a site containing a mini 5v5 football pitch. This PPOSS counts individual grass pitches (as a delineated area) as the basic unit of supply. The definition of a playing pitch also includes artificial grass pitches (AGPs).

As far as possible the assessment report aims to capture all of the outdoor sports facilities within Rossendale; however, there may be instances, for example, on school sites or private sites where access was not possible and has led to omissions within the report. Where pitches have not been recorded within the report they remain as pitches and for planning purposes continue to be so. Furthermore, exclusions of a pitch do not mean that it is not required from a supply and demand point of view.

Quantity

Where known, all outdoor sports facilities are included irrespective of ownership, management and use. Sites were initially identified using Sport England's Active Places web based database, with the Council and NGBs supporting the process by checking and updating this initial data. This was also verified against club information supplied by local leagues.

For each site, the following details were recorded in the project database (which will be supplied upon completion of the project as an electronic file):

- ◀ Site name, address (including postcode) and location
- ◀ Ownership and management type
- ◀ Security of tenure
- ◀ Total number, type and quality of outdoor sports facilities

². www.sportengland.org>Facilities and Planning> Planning Applications

ROSSENDALE BOROUGH COUNCIL PLAYING PITCH ASSESSMENT REPORT

Accessibility

Not all outdoor sports facilities offer the same level of access to the community. The ownership and accessibility of provision also influences actual availability for community use. Each site is assigned a level of community use as follows:

- ◀ **Community use** - facilities in public, voluntary, private or commercial ownership or management (including education sites) recorded as being available for hire and currently in use by teams playing in community leagues.
- ◀ **Available but unused** - facilities that are available for hire but are not currently used by teams which play in community leagues; this most often applies to school sites but can also apply to sites which are expensive to hire.
- ◀ **No community use** - facilities which as a matter of policy or practice are not available for hire or used by teams playing in community leagues. This should include professional club pitches along with some semi-professional club pitches, where play is restricted to the first or second team.
- ◀ **Disused** – provision that is not being used at all by any users and is not available for community hire either. Once these sites are disused for five or more years they will then be categorised as 'lapsed sites'.
- ◀ **Lapsed** - last known use was more than five years ago (these fall outside of Sport England's statutory remit but still have to be assessed using the criteria in paragraph 97 of the National Planning Policy Framework).

Table 1.2: Identified disused and lapsed sites

Site name	Comments
Rosendale FC – Dark Lane	Lapsed stadia football site. Planning consent now agreed for 100 dwellings.
Ewood Bridge FC	Lapsed stadia football site. Land currently on sale through private lettings agency.
Waterbarn Recreation Ground	Lapsed cricket ground. Previous home of Stacksteads Cricket Club. Private landowner.
Levensgreave Sports Field	Lapsed playing field site. Previously contained one adult football pitch.
Former Alder Grange Playing Field	Lapsed playing field site. Previous playing field for Alder Grange High School which relocated to a different part of Rawtenstall several decades ago.

Quality

The capacity of provision to regularly provide for competitive play, training and other activity over a season is most often determined by their quality. As a minimum, the quality and therefore the capacity of provision affects the playing experience and people's enjoyment of a sport. In extreme circumstances it can result in a facility being unable to cater for all or certain types of play during peak and off-peak times.

It is not just the quality itself which has an effect on its capacity but also the quality, standard and range of ancillary facilities. The quality of both the outdoor sports facility and ancillary facilities will determine whether provision is able to contribute to meeting demand from various groups and for different levels and types of play.

ROSSENDALE BOROUGH COUNCIL

PLAYING PITCH ASSESSMENT REPORT

The quality of all outdoor sports facilities identified in the audit and the ancillary facilities supporting them are assessed regardless of ownership, management or availability. Along with capturing any details specific to the individual facilities and sites, a quality rating is also recorded within the audit for each. These ratings are used to help estimate the capacity to accommodate competitive and other play within the supply and demand assessment.

In addition to undertaking non-technical assessments (using the templates provided within the guidance and as determined by NGBs), users and providers were also consulted on the quality and in some instances the quality rating was adjusted to reflect this.

Gather demand information and views

Presenting an accurate picture of current demand for outdoor sports facilities (i.e. recording how and when provision is used) is important when undertaking a supply and demand assessment.

Demand for outdoor sports facilities in Rossendale tends to fall within the following categories:

- ◀ Organised competitive play
- ◀ Organised training
- ◀ Informal play

Current and future demand for outdoor sports facilities is presented on a sport by sport basis within the relevant sections of this report.

In addition, unmet, latent, imported and exported demand for provision is also identified within each section. Unmet demand is known to currently exist but is unable to access sports facilities; latent demand is demand that evidence suggests may be generated from the current population should they have access to more or better quality provision. Exported and imported demand refers to those sports users who are playing outside of their local authority of choice.

A variety of consultation methods were used to collate such demand information. Firstly, face to face consultation was carried out with key clubs from each sport, thus allowing for the collection of detailed demand information and an exploration of key issues to be interrogated and more accurately assessed. For all remaining clubs, an online survey (converted to postal if required) was utilised.

Local sports development officers, county associations and regional governing body officers advised which of the clubs to include in the face to face consultation and Sport England was also included within the consultation process prior to the project commencing. Issues identified by clubs returning questionnaires were followed up by telephone or face to face interviews. As key providers and users of outdoor sports facilities, educational establishments were also consulted. This involved face to face meetings with secondary schools and colleges and an online survey being sent to primary schools.

Future demand

Alongside current demand, it is important for a PPOSS to assess whether the future demand for playing pitches can be met. Using ONS population projections, as well as likely participation growth informed through consultation, an estimate can be made of the likely future demand for playing pitches.

ROSSENDALE BOROUGH COUNCIL PLAYING PITCH ASSESSMENT REPORT

Team generation rates are used to provide an indication of how many people it may take to generate a team (by gender and age group) in order to help estimate the change in demand for pitch sports that may arise from any population change. Future demand for pitches is calculated by adding the percentage increases to the population increases in each analysis area. This figure is then applied to the team generation rates and is presented on a sport by sport basis.

Other information sources that were used to help identify future demand, especially for non-pitch sports (where team generation rates are not applicable) include:

- ◀ Recent trends in the participation.
- ◀ The nature of the current and likely future population and their propensity to participate.
- ◀ Feedback from clubs on their plans to develop additional teams/attract additional members.
- ◀ Any local and NGB specific sports development targets (e.g. increase in participation).

Population growth

The current resident population in Rossendale is 70,895 (2018 MYE). By 2034 (the period to which this assessment projects population based future demand, in line with the Local Plan period) Rossendale's population is projected to increase to 73,161³ representing an increase of 2,266 (or equivalent to a percentage increase of 3.2%) according to ONS data.

As ONS figures are available by individual age brackets (to reflect team growth) this is considered the most accurate data set to apply to team generation rates (as identified above) to calculate likely future demand within the Assessment Report.

1.5 Stage C: Assess the supply and demand information and views

Supply and demand information gathered is used to assess the adequacy of playing pitch provision in Rossendale. It focuses on how much use each site could potentially accommodate (on an area by area basis) compared to how much use is currently taking place.

Understand the situation at individual sites

Qualitative pitch ratings are linked to a pitch capacity rating derived from NGB guidance and tailored to suit a local area. The quality and use of each pitch is assessed against the recommended pitch capacity to indicate how many match equivalent sessions per week (per season for cricket) a pitch could accommodate.

This is compared to the number of matches actually taking place and categorised as follows, to identify:

Potential spare capacity: Play is below the level the site could sustain.	
At capacity: Play is at a level the site can sustain.	
Overused: Play exceeds the level the site can sustain.	

As a guide, the FA, RFU and the ECB have set a standard number of matches that each grass pitch type should be able to accommodate without adversely affecting its quality.

³ Source: ONS 2016-based projections 2017-2041. Released: 24 May 2018

ROSSENDALE BOROUGH COUNCIL PLAYING PITCH ASSESSMENT REPORT

Table 1.3: Capacity of playing pitches

Sport	Pitch type	No. of match equivalent sessions		
		Good	Standard	Poor
Football	Adult pitches	3 per week	2 per week	1 per week
	Youth pitches	4 per week	2 per week	1 per week
	Mini pitches	6 per week	4 per week	2 per week
Rugby union	Natural Inadequate (D0)	2 per week	1.5 per week	0.5 per week
	Natural Adequate (D1)	3 per week	2 per week	1.5 per week
	Pipe Drained (D2)	3.25 per week	2.5 per week	1.75 per week
	Pipe and Slit Drained (D3)	3.5 per week	3 per week	2 per week
Cricket	One grass wicket	5 per season	4 per season	0 per season
	One synthetic wicket	60 per season	60 per season	0 per season

For tennis, the capacity of courts is determined by membership levels rather than through matches. The LTA suggests that a floodlit hard court can accommodate a membership of up to 60 members, whereas a non-floodlit hard court can accommodate a membership of up to 40 members. This varies for other court types (e.g. grass).

For all remaining non-pitch sports (i.e. bowls, netball, American football and golf) there are no nationally recognised capacity recommendations set out by NGBs. Instead, potential capacity is evaluated on a site by site basis following consultation and site assessments.

Develop the current picture of provision

Once capacity is determined on a site by site basis, actual spare capacity is calculated on an area by area basis via further interrogation of temporal demand. Although this may have been identified, it does not necessarily mean that there is surplus provision. For example, spare capacity may not be available when it is needed or the site may be retained as a 'strategic reserve' to enable pitch rotation to reduce wear and tear.

Capacity ratings assist in the identification of sites for improvement/development, rationalisation, decommissioning and disposal.

Identify the key findings and issues

By completing Steps 1-5 it is possible to identify several findings and issues relating to the supply, demand and adequacy of outdoor sports provision in Rossendale. This report seeks to identify and present the key findings and issues prior to development of the Strategy and Action Plan for Rossendale.

Develop the future picture of provision (scenario testing)

Modelling scenarios to assess whether existing provision can cater for unmet, latent, exported and future demand is made after the capacity analysis. This will also include, for example, removing sites with unsecured community use to demonstrate the impact this would have if these sites were to be decommissioned in the future.

The scenario testing generally occurs in the Strategy report that proceeds this document and therefore does not form part of the Assessment Report.

ROSSENDALE BOROUGH COUNCIL PLAYING PITCH ASSESSMENT REPORT

PART 2: FOOTBALL

2.1: Introduction

The organisation primarily responsible for the development of football in Rossendale is Lancashire FA. It is also responsible for the administration, in terms of discipline, rules and regulations, cup competitions and representative matches, development of clubs and facilities, volunteers, referees, coaching courses and delivering national football schemes.

This section of the report focuses on the supply and demand for grass football pitches. Part 3 captures supply and demand for third generation pitches (3G pitches) which are the preferred AGP (artificial grass pitch) surface type for football. In future, it is anticipated that there will be a growing demand for the use of 3G pitches for competitive football fixtures, especially to accommodate mini and youth football.

Local Football Facility Plans (LFFPs)

To support in delivery of both the current and superseding FA National Game Strategy (NGS), the FA commissioned a nationwide consultancy project. A Local Football Facility Plan (LFFP) has now been produced for every local authority across England. Each plan is unique to its area as well as being diverse in its representation.

The LFFP is strategically aligned to the National Football Facilities Strategy (NFFS); a 10-year plan to change the landscape of football facilities in England. The NFFS represents a major funding commitment from the national funding partners (The FA, Premier League and DCMS) to inform and direct an estimated one billion pounds of investment through the Football Foundation into football facilities over the next ten years.

Each LFFP will build upon PPS findings (where present and current) regarding the formal and affiliated game, to also include strategic priorities for investment across small sided football (recreational and informal including indoors). The LFFP will also incorporate consultation with groups outside of formal football, as well as underrepresented communities. This includes those which may be key partners with regards to football for behavioural change and groups which may be key drivers of FA NGS priorities around participation in the likes of women and girls' football, disability football and futsal.

LFFPs identify key projects to be delivered and act as an investment portfolio for projects that require funding. As such, around 90% of all national football investment through the funding partners will be identified via LFFPs.

It is important to recognise that a LFFP is an investment portfolio of priority projects for potential investment - it is not a detailed supply and demand analysis of all pitch provision in a local area. Consequently, it cannot be used in place of a PPS and is not an accepted evidence base for site change of use or disposal. A LFFP will however build on available/existing local evidence and strategic plans and may adopt relevant actions from a PPS and/or complement these with additional investment priorities.

Rossendale LFFP⁴ was completed in 2019 and identifies nine potential projects for investment which are outlined in this section.

⁴<https://localplans.footballfoundation.org.uk/local-authorities-index/rossendale/rossendale-local-football-facility-plan/>

ROSSENDALE BOROUGH COUNCIL PLAYING PITCH ASSESSMENT REPORT

Consultation

There is a total of 14 clubs identified as playing in Rossendale. The larger clubs in Rossendale were offered an opportunity to engage in face to face consultation to allow them to feedback on issues relating to supply and demand. The remaining clubs were issued an online survey which was distributed by Lancashire FA. The following clubs were met with face to face.

- ◀ Bacup Borough FC
- ◀ Haslingden Girls & Ladies FC
- ◀ Junior Hoops FC
- ◀ Haslingden St Marys FC
- ◀ Rossendale United Juniors FC
- ◀ Rossendale Valley Juniors FC
- ◀ Whitworth Valley Juniors FC

Through both face to face meetings and survey responses, a total of 11 clubs responded to consultation requests, which equates to a 78% club response rate and 94% team response rate.

2.2: Supply

The audit identifies a total of 66 grass football pitches in Rossendale across 34 sites. Of the pitches, 57 are available, at some level, for community use across 25 sites. All unavailable pitches are located at education sites.

As presented in the table below, Rossendale Central Analysis Area contains the most football pitches in Rossendale with 22 (equating to 39% of overall provision). In contrast, Rossendale East Analysis Area contains the least provision with 14 pitches identified (25% of overall provision).

Table 2.1: Summary of grass football pitches available to the community

Analysis area	Available for community use					Totals
	Adult	Youth 11v11	Youth 9v9	Mini 7v7	Mini 5v5	
Rossendale Central	8	1	5	4	4	22
Rossendale East	5	5	1	2	1	14
Rossendale West	7	3	1	7	3	21
Rossendale	20	9	7	13	8	57

Most available pitches in Rossendale (35%) are adult sized which is, in part, due to youth 11v11 teams playing on adult pitches. This is not ideal for youth players at U13-U16 and is not in line with the FA Youth Review. Just nine available pitches are youth 11v11 sized representing 16% of the available supply, which is low in relation to the proportion of youth teams (28 teams – 26% of all teams) which should be playing matches on this sized pitch.

In accordance with the FA Youth Review, U17 and U18 teams can play on adult pitches. The FA's recommended pitch size for adult football is 100x64 metres. Please refer to the table overleaf for more detail.

ROSSENDALE BOROUGH COUNCIL PLAYING PITCH ASSESSMENT REPORT

Table 2.2: FA recommended grass/3G pitch sizes

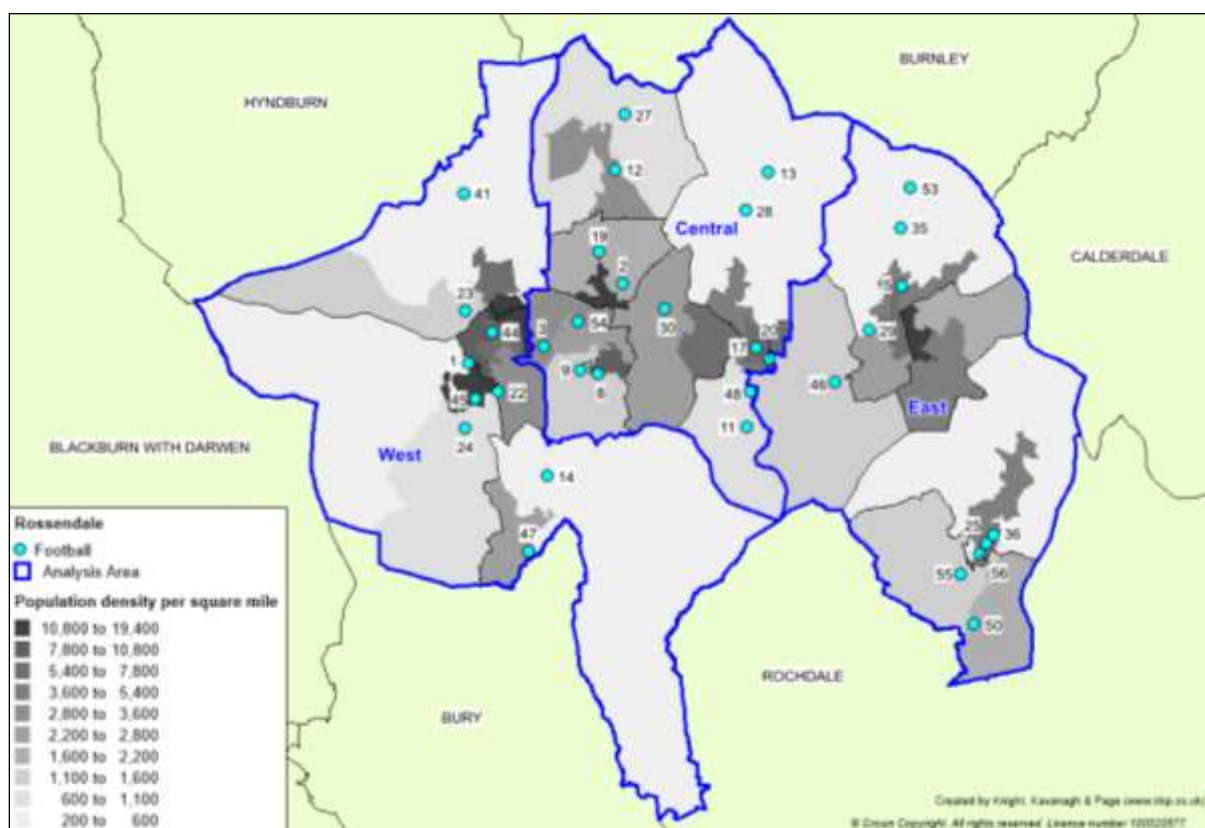
Age group	Playing format	Recommended pitch dimensions (metres excluding run offs)	Recommended pitch dimensions (metres including run offs)
Mini-Soccer U7/U8	5v5	37x27	43x33
Mini-Soccer U9/U10	7v7	55x37	61x43
Youth U11/U12	9v9	73x46	79x52
Youth U13/U14	11v11	82x50	88x56
Youth U15/U16	11v11	91x55	97x61
Youth U17/U18	11v11	100x64	106x70
Over 18/Adult	11v11	100x64	106x70

In addition to the formally identified grass pitch supply, there are five informal kick about sites which provide local opportunities for people to play football informally. These are not featured in the forthcoming analysis but should be acknowledged as sites which provide informal opportunities for play. The five kick about sites are located at:

- ◀ Turn Recreation Ground
- ◀ Chatterton Recreation Ground
- ◀ Edenfield Recreation Ground
- ◀ Moorlands Park
- ◀ Sharneyford Recreation Ground

Figure 2.1 below identifies all football pitches servicing Rossendale. For a key to the map, see Table 2.12.

Figure 2.1: Football pitch locations



ROSSENDALE BOROUGH COUNCIL PLAYING PITCH ASSESSMENT REPORT

Pitch quality

The quality of football pitches across Rossendale have been assessed via a combination of site visits (using non-technical assessments as determined by the FA) and user consultation to reach and apply an agreed rating as follows:

- ◀ Good
- ◀ Standard
- ◀ Poor

The percentage parameters used for the non-technical assessments were as follows: Good (>80%), Standard (50-80%), Poor (<50%).

Pitch quality primarily influences the carrying capacity of a site; often pitches lack the drainage and maintenance necessary to sustain levels of use. Pitches that receive little to no ongoing repair or post-season remedial work are likely to be assessed as poor, therefore limiting the number of games they are able to accommodate each week without it having a detrimental effect on quality.

Conversely, well maintained pitches that are tended to regularly are likely to be of a higher standard and capable of taking a number of matches without a significant reduction in surface quality.

The table below summarises the quality of pitches that are available for community use. In total, three pitches are assessed as good quality, 18 as standard quality and 36 as poor quality. All good quality pitches are aligned to adult football teams which compete in high performance league competitions.

Table 2.3: Pitch quality assessments (community use pitches)

Analysis area	Adult pitches			Youth pitches			Mini pitches		
	Good	Standard	Poor	Good	Standard	Poor	Good	Standard	Poor
Rossendale Central	-	2	7	-	3	3	-	4	4
Rossendale East	2	-	3	-	2	4	-	2	1
Rossendale West	1	2	4	-	-	4	-	3	7
Rossendale	3	4	13	-	5	11	-	9	12

In Rossendale, poor quality non-technical audit scores are a result of issues relating to natural topography of playing fields, basic maintenance regimes and limited demand for affiliated football at single pitch sites meaning pitches are not maintained or appropriately marked for competitive matches. It is also noteworthy that a high proportion of poor quality pitches are on sites which are also public open spaces so unofficial use, dog walkers and informal football activity is common. Of all pitches available for community use in Rossendale, 63% are poor quality.

Poor quality pitches are located at the following sites:

- ◀ Adrenaline Centre
- ◀ Barrowfold Recreation Ground
- ◀ Cowpe Recreation Ground
- ◀ Dean Lane Playing Field
- ◀ Edgeside Park
- ◀ Fairview Recreation Ground
- ◀ Helmshore Park
- ◀ John Street Recreation Ground
- ◀ Lumb Recreation Ground
- ◀ Maden Recreation Ground

ROSSENDALE BOROUGH COUNCIL PLAYING PITCH ASSESSMENT REPORT

- ◀ Marl Pits
- ◀ Whittaker Park
- ◀ Alder Grange High School
- ◀ Loveclough Park
- ◀ Our Lady St Anselms School
- ◀ Weir Playing Field
- ◀ Haslingden High School
- ◀ All Saints Catholic High School
- ◀ Stacksteads Recreation Ground

Pitches which achieve standard quality ratings are aligned to the prominent football clubs which operate in Rossendale. Many of these undertake maintenance led through club volunteers and where financially possible, these clubs look to hire maintenance equipment such as verti drainers to improve pitch quality.

Good quality pitches are located at Bacup Borough FC, Haslingden St Marys FC and Whitworth Valley FC. Pitches at each of these sites accommodate football for higher level adult competition and are maintained by in-house volunteers which provide a higher level of maintenance to that of local authority sites.

The table overleaf highlights feedback which was received from grassroots football clubs in Rossendale through consultation. The general theme is that the stock of grass football pitches in the area suffer from drainage issues and poor quality.

Table 2.4: Example pitch comments provided during consultation

Site ID	Site name	Club name/s	Club comments
1	Adrenaline Centre	Edenfield Girls FC	"Water drains off the slope onto the 7v7 pitch we rent. This caused me to cancel a number of games last and this season".
1	Adrenaline Centre	Junior Hoops FC	"Pitches are barely playable, large parts of the football season have cancelled fixtures due to waterlogging".
5	Bacup Borough FC	Bacup Borough FC	"Top side of the pitch is swampy. Issues with local, off site, drainage issues affecting the pitch".
21	Haslingden High School	Rossendale Valley Juniors FC	"Pitches are basically maintained. The drainage is poor, consequently we lose many fixtures through the football season".
30	Marl Pits	Valley United FC	"We have had to move out of Rossendale to play fixtures on the 3G pitch at Accrington and Rossendale College. The majority of players prefer a grass pitch but the accessibility to one with good drainage in Rossendale is impossible. We play at the college simply to exist as a football club".
30	Marl Pits	Haslingden Ladies & Girls FC	"We've played about three matches on the centre pitch at Marl Pits in an entire season. Its constantly waterlogged and churned up".
46	Stacksteads Recreation Ground	Bacup CFC	"Flooding has destroyed the pitch for four months of the season and bad weather constantly makes it unplayable".

ROSSENDALE BOROUGH COUNCIL

PLAYING PITCH ASSESSMENT REPORT

FA Pitch Improvement Programme (PIP)

With quality of grass pitches becoming one of the biggest influences on participation in football, the FA has made it a priority to work towards improving quality of grass pitches across the country. This has resulted in the creation of the FA Pitch Improvement Programme. As part of this, grass pitches identified as having quality issues undergo a pitch inspection from a member of the Grounds Management Association (GMA, formerly Institute of Groundsmanship).

Following a PIP report, clubs can work towards the recommended dedicated maintenance regime identified in order to improve the quality of their pitches. Clubs can also utilise the report as an evidence base to acquire potential funding streams to obtain the relevant maintenance equipment.

In Rossendale, three sites have had inspections in 2018. Short summaries of each report are detailed below:

The Adrenaline Centre – 23/1/2018

- ◀ A full renovation of pitches on the site should be carried out annually. Attention should be paid to aerating, slitting and repairs to badly worn areas. Scarification to remove thatch is also a high priority together with weed treatment.
- ◀ No significant renovation has been undertaken on the pitches in the past ten years.
- ◀ Issues on the pitches with ground cover, bare areas, undesirable grass type, root zones and soil strength apparent on the site.
- ◀ Short term recommendations are to decompact pitches through aeration and fertiliser application. Medium term recommendations are to purchase a tractor mounted with a multi-tool attachment (slitter, brush, rake, and roller) to carry out post-match repairs and to upkeep the playing surfaces.

Marl Pits Sports Complex – 23/1/2018

- ◀ A full renovation of pitches should be carried out on the pitches with special attention being paid to aeration, slitting and repairs to the badly worn areas. Scarification to remove thatch is also a high priority together with weed treatment.
- ◀ No significant renovation has been undertaken on the pitches in the past ten years.
- ◀ The pitches on site are compacted and issues with standing water are prominent. There is significant moss & weed infestation which requires intense treatment.
- ◀ There is a drainage system installed when the site was reconstructed in 1969. There is no information on the type or scale of the system. This should be investigated by a competent sports turf drainage contractor to establish its efficacy.
- ◀ Short term recommendations are to decompact pitches through aeration and fertiliser application. Medium term recommendations are to purchase a tractor mounted with a multi-tool attachment (slitter, brush, rake, and roller) to carry out post-match repairs and to upkeep the playing surfaces.

Maden Recreation Ground – 24/1/2018

- ◀ A full renovation of pitches on the site should be carried out annually. Attention should be paid to aerating, slitting and repairs to badly worn areas. Scarification to remove thatch is also a high priority together with weed treatment.
- ◀ No significant renovation has been undertaken on the pitches in the past ten years.
- ◀ Line markings were burnt into the ground which is not recommended as good practise mainly as it has the potential to cause trip hazards in the long term.

ROSSENDALE BOROUGH COUNCIL PLAYING PITCH ASSESSMENT REPORT

- ◀ This site is located on a sloping, exposed hillside probably originally used as farmland. Water runs from the higher surrounds onto the lower pitches where it is incapable of draining due to the thatch/compaction. Attention should be paid to diverting this excess water from the pitches.
- ◀ Short term recommendations are to decompact pitches through aeration and fertiliser application. Medium term recommendations are to purchase a tractor mounted with a multi-tool attachment (slitter, brush, rake, and roller) to carry out post-match repairs and to upkeep the playing surfaces.

All three sites have common themes relating to a need to improve the quality of pitches through pitch renovation. All sites have a need for aeration, slitting and repair work to badly worn areas. Scarification to remove thatch is also a priority together with weed treatment. All three reports identify short term recommendations to decompact pitches and for fertilisation to be undertaken. The medium term recommendation (which relates to RBC and its grass pitch maintenance department) is to purchase specific maintenance equipment to complete the recommendations.

To date, no significant maintenance renovations have been undertaken on the pitches across the three sites.

Ancillary facilities

Similar to football pitches, the quality of ancillary facilities in Rossendale has been assessed via a combination of site visits and user consultation. The ancillary facility rating is primarily influenced by the type of amenities which are available on a site accompanied by their quality, such as a clubhouse, changing rooms, showering provision, car parking, dedicated official and spectator facilities and boundary fencing.

The table below presents a quality summary of provision at sites which provide dedicated changing rooms and pavilions. Education sites are not included in the list as none are considered to provide dedicated facilities for the benefit of community football. Likewise, changing facilities at the Adrenaline Centre and Marl Pits Leisure Centre (excluding the pavilion) are not included, as these do not service the grass football pitches on site.

Table 2.5: Summary of ancillary facility quality

Site ID	Site name	Management	Ancillary facility quality
5	Bacup Borough FC	Sports Club	Poor
23	Haslingden St Marys FC	Sports Club	Good
30	Marl Pits	RLT	Poor
29	Maden Rec	RLT	Poor
46	Stacksteads Rec	Sports Club	Good
56	Whitworth Valley FC	Sports Club	Poor

Sites which are listed as poor quality are all dated with clear evidence of wear and tear throughout each facility. Each requires modernisation to ensure they remain fit for usage in the future.

The LFFP for Rossendale identifies three sites which require new build facilities to suitably accommodate high levels of affiliated football demand. None of the sites detailed below have ancillary facilities to accommodate current levels of demand.

ROSSENDALE BOROUGH COUNCIL PLAYING PITCH ASSESSMENT REPORT

The three sites identified are located at:

- ◀ Adrenaline Centre (aligned to usage from Junior Hoops FC)
- ◀ The Glen Playing Fields (aligned to usage from Rossendale United Juniors FC)
- ◀ St Peters Playing Field (aligned to usage from Rossendale Valley Juniors FC)

It also identifies the pavilion at Marl Pits Sports Centre as requiring improvement to bring it up to standard for continued use. This project is aligned to a potential full size 3G pitch project at the site (which is also referenced in the LFFP).

Security of tenure

Most teams in Rossendale rent pitches from Rossendale Borough Council (with bookings administrated by Rossendale Leisure Trust). The tenure of these sites is secure, i.e. there is a guarantee that pitches will continue to be provided over the lifespan of the PPOSS. An exception to this is found at schools and academies which although may allow community use, are able to terminate community access at any time, unless a written community use agreement is in place. As an example, Haslingden High School is a site which is heavily used for affiliated football but as there is no long term agreement in place with the site user Rossendale Valley FC, it could in theory, be asked to vacate the site at short notice.

Of particular note is the Glen Playing Fields in Waterfoot. The field is owned by Bacup & Rawtenstall School and is a detached playing field. The School has no use of the pitches as has been the case for many years. The site user Rossendale United Juniors FC has no formal tenure arrangement on the site and uses the pitches as its home ground on a historical arrangement with the School. The following is a full list of schools that have grass football pitches but do not currently allow community use:

- ◀ Valley Leadership Academy (Fearn's)
- ◀ Balladen Community Primary School
- ◀ St Veronicas RC Primary School
- ◀ Tonacliffe County Primary School
- ◀ Northern Primary School
- ◀ Edenfield C of E Primary School
- ◀ Crawshabooth Primary School
- ◀ St Johns Stonefold C of E Primary School
- ◀ Stubbins Primary School

For school sites that are available to the community, it is recommended that clubs enter into community use agreements to ensure long-term access. In Rossendale, no schools are identified as having formal community use agreements in place.

Football pyramid demand

The football pyramid is a series of interconnected leagues for adult men's football clubs in England. It begins below the Football League (the National League) and comprises of seven steps, with various leagues at each level and more leagues lower down the pyramid than at the top. The step system has a hierarchical format with promotion and relegation between the steps, allowing even the smallest club the theoretical possibility of rising to the top of the system.

Clubs playing within the National League system must adhere to ground grading requirements set out by the FA. The higher the level of football being played the higher the requirements. Clubs cannot progress into the league above if the ground grading requirements do not meet the correct specifications. Ground grading assesses grounds from A to H, with 'A' being the requirement for Step 1 clubs and H being the requirement for Step 7 clubs. Please refer to the FA website⁵ for the full specifications for each.

⁵ <http://www.thefa.com/get-involved/player/ground-grading>

ROSSENDALE BOROUGH COUNCIL PLAYING PITCH ASSESSMENT REPORT

In Rossendale, there are two clubs which compete in the National League system; Bacup Borough FC (Step 6) and Haslingden St Marys (Step 7). Bacup Borough FC is likely to be able to gain promotion to Step 5 and meet the relevant ground grading requirements set via the FA at its stadia site. In contrast, Haslingden St Marys FC would be unable to meet Step 6 requirements without significant investment into its site. As an example, to progress to Step 6 (one promotion) it will require the installation of floodlighting around its pitch and would also need to install an entrance turnstile to charge spectators (in line with league regulations).

There are other high performing adult teams competing locally. Whitworth Valley FC and Rossendale FC are both two promotions from competing within a Step 7 league. A common issue for clubs entering the pyramid is changing facilities. For Step 7 football (ground grading H), existing changing rooms must be a minimum size of 12 square metres, excluding shower and toilet areas. Where clubs are planning to build new changing rooms, these must be planned to be a minimum size of 18 m² excluding showers and toilet areas.

The general principle for clubs in the football pyramid is that they have to achieve the appropriate ground grade by March 31st of their first season after promotion, which therefore allows a short grace period for facilities to be brought up to standard.

Women's National League System

Correspondingly there is a Women's National League System (WNLS) similar to the adult men's system which provides structure to the women's game. As seen in the table below this ranges from Tier 1 to Tier 7 with each tier requiring differing ground grading requirements.

Table 2.6: Summary of ground grading for women's football

Level	League	Grading category
Tier 1	FA Women's Super League	Step S1
Tier 2	FA Women's Championship	Step S2
Tier 3	FA Women's National League Premier Division (Northern and Southern)	Step W1
Tier 4	FA Women's National League Division 1 North / Midlands / South East / South West	Step W2
Tier 5	Regional Premier Division	Step W3
Tier 6	Regional Division One	-
Tier 7	County Leagues	-

Although women's clubs still require ground grading requirements set out by the FA, these differ from the men's National League System. Ratings range from Step S1 to W3 each with differing minimum requirements. Step S1 and S2 in the Women's National League System is akin to Step 3 and 4 of the men's National League System, however, not exactly the same. The system is also a hierarchical format with promotion and relegation between the levels, allowing even the smallest club the theoretical possibility of rising to the top of the system.

In 2017, the FA announced plans to restructure the women's league for the highest performers in the football pyramid. The changes were implemented from the start of the 2018-19 season and saw the top league, FA WSL 1, expand from ten clubs to 14 and the creation of a new national league established at tier two for a maximum of 12 teams.

ROSSENDALE BOROUGH COUNCIL PLAYING PITCH ASSESSMENT REPORT

There is one team in Rossendale which compete in the Women's National League System; Haslingden Ladies & Girls FC. It competes at Tier 7 of the Women's Regional League with fixtures played in the Lancashire FA's Women's County League. Whilst there are no specific ground grading requirements to be met at this level, most women's senior leagues nationally do have strict league requirements regarding appropriate changing facilities. Consultation with Haslingden Ladies & Girls FC highlights that finding sites with appropriate changing facilities in Rossendale is challenging and that it may present future challenges to potential promotions through the Women's football pyramid.

2.3: Demand

Through the audit and assessment, 107 teams from 14 clubs are identified as playing in Rossendale. This consists of 13 adult men's, two adult women's, 43 youth boys', nine youth girls' and 40 mini mixed teams. Rossendale West Analysis Area provides for the highest number of teams, with 45. The analysis area with the fewest number of teams is Rossendale Central, with 30 teams provided.

Table 2.7: Summary of competitive teams currently playing in Rossendale

Analysis area	Number of teams					Total
	Adult	Youth 11v11	Youth 9v9	Mini 7v7	Mini 5v5	
Rossendale Central	7	8	7	6	2	30
Rossendale East	6	9	6	6	5	32
Rossendale West	2	13	9	11	10	45
Rossendale	15	30	22	23	17	107

Youth 11v11 football is the most prominent format of play, whilst adult is the least common.

Women's and girls' demand

There are 11 dedicated women/girls' teams playing in Rossendale, representing just over 10% of the total number of teams. There are also two mini teams provided by Haslingden Ladies & Girls FC which for the purposes of the PPS are mixed gender (in line with FA guidance) although these are primarily made up from girls. There are two clubs which provide women's and girls' teams, these are Haslingden ladies & Girls FC and Edenfield Girls FC.

The FA currently has a drive to increase women's and girls' participation by 50%. As such, it is imperative that sufficient facilities become suitable for female access, particularly in relation to toilets and appropriate changing facilities.

Exported demand/imported

Exported demand refers to teams that are currently accessing pitches for home fixtures outside of the study area, despite being registered. Likewise, imported demand is demand from neighbouring authorities accessing pitches in Rossendale to play competitive matches.

As of the 2019/20 football season, Valley United FC is identified as exporting demand outside of Rossendale to play its competitive fixtures. It now plays fixtures on a 3G pitch in neighbouring Hyndburn due to a perceived lack of suitable, good quality pitches, locally. It states an aspiration to play its competitive fixtures within Rossendale.

There are no cases of imported demand into Rossendale.

ROSSENDALE BOROUGH COUNCIL PLAYING PITCH ASSESSMENT REPORT

Latent demand

Latent demand refers to potential demand; clubs that would like to field more teams but currently do not do so. This can be for a variety of reasons including a lack pitches, appropriate facilities and qualified coaches. Clubs that report latent demand relating to facilities and the reasons provided for this latent demand can be seen in the table overleaf.

Table 2.8: Latent demand summary

Club	Need for more match pitches	Need for more/better training facilities	Need for better/more appropriate changing provision
Bacup CFC	Yes	Yes	-
Bacup Juniors FC	-	Yes	-
Valley United FC	-	Yes	-
Bacup Borough FC	-	Yes	-
Haslingden Ladies & Girls FC	Yes	Yes	Yes
Junior Hoops FC	-	Yes	Yes
Rossendale United Juniors FC	-	-	Yes
Whitworth Valley Juniors FC	Yes	Yes	-
Rossendale Valley Juniors	-	Yes	Yes

Unmet demand

Unmet demand is existing demand that is not getting access to pitches. It is usually expressed, for example, when a team is already training but is unable to access a match pitch, or when a league has a waiting list due to a lack of pitch provision, which in turn is hindering the growth of the league. No unmet demand was expressed by responsive clubs.

Future demand

Future demand can be defined in two ways, through participation increases and by using population forecasts.

Participation increases

Six clubs' report aspirations to increase the number of teams they provide. In total, these potential demand increases would lead to the creation of 14 teams.

Table 2.9: Potential team increases identified by clubs

Club	Analysis area	Future demand	Pitch size	Match equivalent sessions ⁶
Bacup Borough FC	East	1 x adult women's	Adult	0.5
Bacup CFC	East	2 x U11	Youth 9v9	1
		2 x U13	Youth 11v11	1
		1 x U7	Mini 5v5	0.5
Haslingden Ladies & Girls FC	Central	1 x U18 girls	Adult	0.5
		3x U7	Mini 5v5	1.5
Haslingden St Marys FC	West	1 x U21	Adult	0.5

⁶ Two teams require one pitch to account for playing on a home and away basis; therefore, 0.5 pitches can therefore be seen in the table where there is latent demand for one team.

ROSSENDALE BOROUGH COUNCIL PLAYING PITCH ASSESSMENT REPORT

Club	Analysis area	Future demand	Pitch size	Match equivalent sessions ⁶
Junior Hoops FC	West	1 x U14 1 x U13	Youth 11v11	1
Rossendale Valley Juniors FC	West	1 x U10	Mini 7v7	0.5

Future demand aspirations have been aggregated by analysis area and pitch format and are detailed in the table overleaf.

Table 2.10: Potential increases by analysis area

Analysis area	Future demand (match equivalent sessions)					Totals
	Adult	Youth 11v11	Youth 9v9	Mini 7v7	Mini 5v5	
Rossendale Central	0.5	-	-	-	1.5	2
Rossendale East	0.5	1	1	-	0.5	3
Rossendale West	0.5	1	-	0.5	-	2
Rossendale	1.5	2	1	0.5	2	7

Population increases

Team generation rates (TGRs) are used to provide an indication of how many people it may take to generate a team (by gender and age group), in order to help estimate the change in demand for pitch sports that may arise from any population change in the study area. ONS population growth is applied to the TGRs to identify a predicted number of teams that will be generated. As such, TGRs are used below as the basis for calculating the number of teams likely to be generated in the future based on population growth up to 2034⁷.

Table 2.11: Team generation rates (2034)

Age group	Current population within age group	Current no. of teams ⁸	Team Generation Rate (TGR)	Future population within age group	Predicted future number of teams (2037)	Additional teams that may be generated from the increased population
Senior Men's (16-45)	11,427	13	1:879	11,500	13.1	0
Senior Women (16-45)	11,873	2	1:5937	11,403	1.9	0
Youth Boys (12-15)	2,576	25	1:103	2,742	26.6	1
Youth Girls (12-15)	2,419	5	1:484	2,623	5.4	0
Youth Boys (10-11)	946	18	1:53	879	16.7	0
Youth Girls (10-11)	896	4	1:224	834	3.7	0
Mini-Soccer Mixed (8-9)	1,853	23	1:81	1,660	20.6	0
Mini-Soccer Mixed (6-7)	1,837	17	1:108	1,581	14.6	0

Application of TGRs forecasts that there will be a potential increase of one junior boys' team. However, once TGRs are applied to the three individual analysis areas, a more detailed representation of where exactly the predicted growth will occur emerges. In this instance, it forecasts that the growth of the one junior boys' team will be spread across all three analysis areas, and therefore, in reality, additional demand from population increases will likely join pre-existing teams across Rossendale.

⁷ TGRs are based on population forecasts which are in line with Rossendale Local Plan timeline.

⁸ Age group team numbers differ from Table 2.7 as forecasts are based on age rather than playing format. U17 and U18 teams affiliate to their respective County FA as juniors, however, are generally considered to play on and require adult pitches and are considered by age boundaries to be in the adult age group

ROSSENDALE BOROUGH COUNCIL PLAYING PITCH ASSESSMENT REPORT

Notwithstanding the above, it must be noted that TGRs are based exclusively on future population forecasts and do not account for societal factors or changes in the way people may wish to play sport. Similarly, they cannot account for specific targeted development work within certain areas or focused towards certain groups, such as NGB initiatives or coaching within schools. For example, there is a focus on developing female participation within Lancashire and nationally which, as mentioned previously, is likely to lead to more women's and girls' teams in the future and therefore increase demand for pitches.

Outside of women's and girls' increases, given the large amounts of future demand identified through TGRs, it is considered unlikely that aspirations from clubs will happen exclusively of population growth. Instead, it is thought that the ambitions will be absorbed within the increases.

FA Wildcats Centres

FA Wildcats Centres work with County FA qualified coaches to deliver local weekly sessions, which provide opportunities for girls aged five to 11 to develop fundamental skills and experience football in a safe and fun environment.

All organisations delivering Wildcats centres receive a £600 start-up grant and 30 branded footballs in their first year of running the programme to help develop and increase girl's participation. Organisations receive a secondary grant of £300 in the secondary year of operation to help sessions run sustainably. In Rossendale, there is one FA Wildcat Centre which is run by Haslingden Ladies & Girls FC at Marl Pits Sports Centre on Saturday mornings. The sessions are one of the most successful in East Lancashire with on average, 75 attendees participating every weekend. During consultation, Whitworth Valley Juniors have also expressed an interest in operating a session during consultation, although at this time, has not registered a formal interest with Lancashire FA.

In light of The FA's aspirations to double female participation in football (Game Changer strategy) and the establishment and foreseen future effect of the Wildcats programme, it is likely that the growth in affiliated women's and girl teams may exceed that shown through population growth. However, at present, it isn't possible to quantify the true extent.

Future demand summary

On balance, total future demand in Rossendale should account for both population and participation increases. Several football clubs outline plans to increase the number of teams they currently provide over the lifespan of the PPOSS, which will contribute to an additional demand for facilities. Population increases (when viewed by individual analysis area) do not forecast the growth of any new teams. As such, future demand will be solely on the future growth aspirations outlined by clubs and housing growth.

The PPOSS Strategy & Action Plan will contain a Housing Growth Scenario that will estimate the additional demand for football arising from housing development.

2.4: Capacity analysis

The capacity for pitches to regularly provide for competitive play, training and other activity over a season is most often determined by quality. As a minimum, the quality and therefore the capacity of a pitch affects the playing experience and people's enjoyment. In extreme circumstances, it can result in the inability of a pitch to cater for all or certain types of play during peak and off peak times. As a guide, The FA has set a standard number of matches that each grass pitch type should be able to accommodate without it adversely affecting its quality.

ROSSENDALE BOROUGH COUNCIL PLAYING PITCH ASSESSMENT REPORT

The following ratings were used in Rossendale:

Adult pitches		Youth pitches		Mini pitches	
Pitch quality	Matches per week	Pitch quality	Matches per week	Pitch quality	Matches per week
Good	3	Good	4	Good	6
Standard	2	Standard	2	Standard	4
Poor	1	Poor	1	Poor	2

Table 2.12 overleaf applies the above pitch ratings against the actual level of weekly play to determine a capacity rating as follows:

Potential capacity	Play is below the level the site could sustain
At capacity	Play matches the level the site can sustain
Overused	Play exceeds the level the site can sustain

Education sites

To account for curricular/extra-curricular use of education pitches it is likely that the carrying capacity at such sites will need to be adjusted. The only time this would not happen is when a school does not use its pitches at all and the sole use is community use. The adjustment is typically dependent on the amount of play carried out, the number of pitches on site and whether there is access to an on-site AGP.

In some cases, where there is no identified community use, there is little capacity to accommodate further play. Internal usage often exceeds recommended pitch capacity, which is further exacerbated by basic maintenance regimes that may not extend beyond grass cutting and line marking.

In Rossendale, one match equivalent session of demand has been attributed to each pitch based at school sites to account for curricular demand. This is based on consultation and the discovery that all pitches are in use, as well as experience of how school sites use pitches from other strategies both locally and nationally.

Informal use

Most football pitches in the area are located within open access sites. As such, these pitches are subject to informal use in the form of dog walkers, unorganised games of football and exercise groups. It must be noted, however, that informal use of these sites is not recorded and it is therefore difficult to quantify on a site-by-site basis.

Peak time

Spare capacity can only be considered as actual spare capacity if pitches are available at peak time. In Rossendale, peak time for adult football is Saturday PM, peak time for all youth and mini formats is Saturday AM, except for youth 9v9 football which where the peak time is Sunday AM.

**ROSSENDALE BOROUGH COUNCIL
PLAYING PITCH ASSESSMENT REPORT**

Table 2.12: Football pitch capacity analysis

Site ID	Site name	Analysis area	Community use?	Management	Security of tenure	Pitch type	Pitch size	No. of pitches	Quality rating	Current play (match sessions)	Site capacity ⁹ (match sessions)	Overused, at capacity or spare capacity	Spare capacity in peak period	Comments
1	Adrenaline Centre	Rossendale West	Yes – unused	RLT	Secure	Adult		3	Poor	-	3	3	3	Spare capacity discounted due to poor pitch quality.
1	Adrenaline Centre	Rossendale West	Yes	RLT	Secure	Mini	(5v5)	3	Poor	2	6	4	1.5	Spare capacity discounted due to poor pitch quality.
1	Adrenaline Centre	Rossendale West	Yes	RLT	Secure	Mini	(7v7)	2	Poor	4	4	-	-	Pitches at capacity.
1	Adrenaline Centre	West	Yes	RLT	Secure	Youth	(11v11)	2	Poor	2	2	-	-	Spare capacity discounted due to poor pitch quality.
2	Alder Grange School	Rossendale Central	Yes	School	Unsecure	Youth	(9v9)	1	Poor	1	1	-	-	Pitch at capacity with curricular use.
3	All Saints Catholic High School	Rossendale Central	Yes	School	Unsecure	Adult		2	Poor	2	2	-	-	Pitch at capacity with curricular use.
5	Bacup Borough Football Club	Rossendale East	Yes	Sports Club	Secure	Adult		1	Good	2	3	1	0.5	The site has spare capacity in the peak period but it is a private stadia site so no further access is granted.
9	Barlowfold Recreation Ground	Rossendale Central	Yes - unused	RLT	Secure	Adult		1	Poor	-	1	1	1	Spare capacity discounted due to poor pitch quality.
11	Cowpe Recreation Ground	Rossendale Central	Yes – unused	RLT	Secure	Mini	(7v7)	1	Poor	-	2	2	1	Spare capacity discounted due to poor pitch quality.
13	Dean Lane Playing Field	Rossendale Central	Yes – unused	RLT	Secure	Mini	(5v5)	1	Poor	-	2	2	1	Spare capacity discounted due to poor pitch quality.
17	Edgeside Park	Rossendale Central	Yes - unused	RLT	Secure	Youth	(9v9)	1	Poor	-	1	1	1	Spare capacity discounted due to poor pitch quality.
19	Fairview Recreation Ground	Rossendale Central	Yes - unused	RLT	Secure	Mini	(7v7)	1	Poor	-	2	2	1	Spare capacity discounted due to poor pitch quality.
22	Haslingden High School	Rossendale West	Yes	School	Unsecure	Adult		1	Poor	1	1	-	-	Pitches at capacity.
22	Haslingden High School	Rossendale West	Yes	School	Unsecure	Mini	(7v7)	1	Poor	2	2	-	-	Pitches at capacity.
22	Haslingden High School	Rossendale West	Yes	School	Unsecure	Youth	(11v11)	1	Poor	4.5	1	3.5	-	Pitches overplayed. Overplay is due to curricular and community use.
22	Haslingden High School	Rossendale West	Yes	School	Unsecure	Youth	(9v9)	1	Poor	4.5	1	3.5	-	Pitches overplayed. Overplay is due to curricular and community use.
23	Haslingden St Mary's FC	Rossendale West	Yes	Sports Club	Secure	Adult		1	Good	1.5	3	1.5	0.5	Spare capacity in the peak period.
23	Haslingden St Mary's FC	Rossendale West	Yes	Sports Club	Secure	Adult		1	Standard	1.5	2	0.5	0.5	Spare capacity in the peak period.
24	Helmshore Park	Rossendale West	Yes – unused	RLT	Secure	Mini	(7v7)	1	Poor	-	2	2	1	Spare capacity discounted due to poor pitch quality.
25	John Street Recreation Ground	Rossendale East	Yes – unused	RLT	Secure	Adult		1	Poor	-	1	1	1	Spare capacity discounted due to poor pitch quality.
27	Loveclough Park	Rossendale Central	Yes – unused	RLT	Secure	Adult		1	Poor	-	1	1	1	Spare capacity discounted due to poor pitch quality.
28	Lumb Millennium Green	Rossendale Central	Yes - unused	RLT	Secure	Mini	(5v5)	1	Poor	-	2	2	1	Spare capacity discounted due to poor pitch quality.
29	Maden Recreation Ground	Rossendale East	Yes	RLT	Secure	Adult		1	Poor	1	1	-	-	Pitch at capacity.
29	Maden Recreation Ground	Rossendale East	Yes	RLT	Secure	Youth	(11v11)	3	Poor	2	3	1	1	Spare capacity discounted due to poor pitch quality.
30	Marl Pits	Rossendale Central	Yes	RLT	Secure	Adult		3	Poor	2	3	1	-	Spare capacity discounted due to poor pitch quality.

⁹ Based on pitch quality The FA recommends a maximum number of match equivalent sessions to be accommodate per pitch type. Please refer to Section 2.4 for the full breakdown.

**ROSSENDALE BOROUGH COUNCIL
PLAYING PITCH ASSESSMENT REPORT**

Site ID	Site name	Analysis area	Community use?	Management	Security of tenure	Pitch type	Pitch size	No. of pitches	Quality rating	Current play (match sessions)	Site capacity ⁹ (match sessions)	Overused, at capacity or spare capacity	Spare capacity in peak period	Comments
36	Our Lady St Anselms School Playing Field	Rossendale East	Yes	School	Unsecure	Mini	(7v7)	1	Poor	2	2	-	-	Pitch at capacity.
44	St Peters Playing Field	Rossendale West	Yes	Sports Club	Secure	Mini	(5v5)	2	Poor	3	4	1	-	Spare capacity discounted due to poor pitch quality.
44	St Peters Playing Field	Rossendale West	Yes	Sports Club	Secure	Mini	(7v7)	1	Poor	1	2	1	1	Spare capacity discounted due to poor pitch quality.
46	Stacksteads Recreation Ground	Rossendale East	Yes	RLT	Secure	Adult		1	Poor	1.5	1	0.5	-	Pitch overplayed.
48	The Glen Playing Fields	Rossendale Central	Yes	Sports Club	Unsecure	Adult		2	Standard	0.5	4	3.5	2	Spare capacity discounted due to no changing facilities for adult match play.
48	The Glen Playing Fields	Rossendale Central	Yes	Sports Club	Unsecure	Youth	(11v11)	1	Standard	1.5	2	0.5	-	No capacity in the peak period.
48	The Glen Playing Fields	Rossendale Central	Yes	Sports Club	Unsecure	Youth	(9v9)	2	Standard	1.5	4	2.5	0.5	Spare capacity in the peak period.
48	The Glen Playing Fields	Rossendale Central	Yes	Sports Club	Unsecure	Mini	(5v5)	2	Standard	1	8	7	2	Spare capacity in the peak period.
48	The Glen Playing Fields	Rossendale Central	Yes	Sports Club	Unsecure	Mini	(7v7)	2	Standard	2	8	6	1.5	Spare capacity in the peak period.
53	Weir Playing Field	Rossendale East	Yes – unused	RLT	Secure	Youth	(9v9)	1	Poor	-	1	1	-	Spare capacity discounted due to poor pitch quality.
54	Whitaker Park	Rossendale Central	Yes – unused	RLT	Secure	Youth	(9v9)	1	Poor	-	1	1	-	Spare capacity discounted due to poor pitch quality.
55	Whitworth Community High School	Rossendale East	Yes	School	Unsecure	Mini	(5v5)	1	Standard	3	4	1	-	No capacity available in the peak period.
55	Whitworth Community High School	Rossendale East	Yes	School	Unsecure	Mini	(7v7)	1	Standard	2	4	2	-	No capacity available in the peak period.
55	Whitworth Community High School	Rossendale East	Yes	School	Unsecure	Youth	(11v11)	2	Standard	3.5	4	0.5	-	No capacity available in the peak period.
56	Whitworth Valley Football Club	Rossendale East	Yes	Sports Club	Secure	Adult		1	Good	1	3	2	-	No capacity available in the peak period.
8	Balladen Community Primary School	Rossendale Central	No	School	Unsecure	Mini	(5v5)	1	Poor	1	2	1	-	Pitch unavailable for community use.
12	Crawshawbooth Primary School	Rossendale Central	No	School	Unsecure	Mini	(7v7)	1	Poor	1	2	1	-	Pitch unavailable for community use.
14	Edenfield C of E Primary School	Rossendale West	No	School	Unsecure	Mini	(7v7)	1	Poor	1	2	1	-	Pitch unavailable for community use.
20	Valley Leadership Academy (Fearn)	Rossendale Central	No	School	Unsecure	Adult		1	Poor	1	1	-	-	Pitch unavailable for community use.
35	Northern Primary School	Rossendale East	No	School	Unsecure	Mini	(5v5)	1	Poor	1	2	1	-	Pitch unavailable for community use.
41	St Johns Stonefold C of E Primary School	Rossendale West	No	School	Unsecure	Mini	(7v7)	1	Poor	1	2	1	-	Pitch unavailable for community use.
45	St Veronicas RC Primary School	Rossendale West	No	School	Unsecure	Mini	(5v5)	1	Poor	1	2	1	-	Pitch unavailable for community use.
47	Stubbins Primary School	Rossendale West	No	School	Unsecure	Mini	(5v5)	1	Poor	1	2	1	-	Pitch unavailable for community use.
50	Tonacliffe County Primary School	Rossendale East	No	School	Unsecure	Mini	(5v5)	1	Poor	1	2	1	-	Pitch unavailable for community use.

ROSSENDALE BOROUGH COUNCIL PLAYING PITCH ASSESSMENT REPORT

Spare capacity

To determine 'actual spare capacity', each site with 'potential capacity identified in Table 2.12 has been reviewed. A pitch is only said to have 'actual spare capacity' if it is available for community use and available at the peak time for that format of the game. Any pitch not meeting this criterion has consequently been discounted.

There may also be situations where, although a site is highlighted as potentially able to accommodate some additional play, this should not be recorded as spare capacity against the site. For example, a site may be managed to operate slightly below full capacity to ensure that it can cater for a number of regular friendly matches and activities that take place but are difficult to quantify on a weekly basis.

Pitches that are of a poor quality are not deemed to have actual spare capacity due to their already low carrying capacity. Any identified spare capacity should be retained in order to relieve the pitches of use, which in turn, will aid the improvement of pitch quality.

Unless tenure is considered secure through the operator, school sites that are currently available for community use but unused are also not considered to have actual spare capacity as the full availability of these pitches cannot be determined.

Adult pitches which do not have suitable changing facilities have also had spare capacity discounted. Almost all adult league competitions in England require teams to have full access to dedicated changing facilities and showers, therefore sites which do not have these facilities cannot be considered to have spare capacity as they cannot be used to accommodate for adult demand.

Given the above, actual spare capacity in Rossendale equates to five match equivalent sessions per week (provided across eight football pitches and two sites which are Glen Playing Fields and Haslingden St Mary's FC). This has been aggregated up by area and by pitch type. As can be seen in the table below, there is no spare capacity across any pitch type in Rossendale East.

Table 2.13: Summary of actual spare capacity

Analysis area	Actual spare capacity (match equivalent sessions per week)				
	Adult	Youth 11v11	Youth 9v9	Mini 7v7	Mini 5v5
Rossendale Central	-	-	0.5	1.5	2
Rossendale East	-	-	-	-	-
Rossendale West	1	-	-	-	-
Rossendale	1	-	0.5	1.5	2

In addition to the above, it is worthy of note that 18 match equivalent sessions of potential spare capacity have been discounted due to either sites having unsecure tenure, poor pitch quality or not having suitable changing facilities for adult match play.

Match equivalent sessions (MES)

Pitches have a limit of how much play they can accommodate over a certain period of time before their quality, and in turn their use, is adversely affected. As the main usage of pitches is likely to be for matches, it is appropriate, at this stage, for the comparable unit to be MES but may for example include training sessions and informal use.

ROSSENDALE BOROUGH COUNCIL PLAYING PITCH ASSESSMENT REPORT

At this stage, MES does not equate to a number of pitches. This will be fully determined, and recommendations will be made accordingly within the Strategy and Action Plan.

Overplay

Overplay occurs when there is more play accommodated on a site than it can sustain (which can often be due to the low carrying capacity of the pitches).

In total, three pitches across two sites are overplayed by a combined total of 7.5 match equivalent sessions per week. Overplay at Haslingden High School is a result of mixed curricular and community usage (the site provides a secondary home venue to Rossendale Valley United FC). The pitches at the School are also poor quality which relates to a low capacity for match play. Likewise, overplay at Stacksteads Recreation Ground is a result of poor pitch quality and high levels of use from Stacksteads St Joseph's FC and Bacup CFC.

There is no overplay identified on either mini 7v7 or mini 5v5 pitch types.

Table 2.14: Summary of overplay

Site ID	Site name	Analysis area	Pitch type	No. of pitches	Capacity rating (match sessions)
22	Haslingden High School	West	Youth 11v11	1	3.5
			Youth 9v9	1	3.5
46	Stacksteads Recreation Ground	East	Adult	1	0.5

2.5: Supply and demand analysis

Having considered supply and demand, the tables below identify the current demand and future demand balance (i.e. spare capacity taking away overplay and any exported demand) in each of the analysis areas for each pitch type, based on match equivalent sessions.

Total future demand in Rossendale accounts for population and participation increases. Additionally, latent demand identified by Valley United FC has also been accounted for on adult pitch types.

Adult pitch analysis

Table 2.15: Supply and demand balance of adult pitches

Analysis area	Actual spare capacity ¹⁰	Demand (match equivalent sessions)				
		Overplay	Current total	Future demand	Latent demand	Total
Rossendale Central	-	-	-	0.5	0.5	1
Rossendale East	-	0.5	0.5	0.5	-	1
Rossendale West	1	-	1	0.5	-	0.5
Rossendale	1	0.5	0.5	1.5	0.5	1.5

The table above highlights that there is a sufficient supply of adult pitches in Rossendale to accommodate current levels of demand, notwithstanding a small shortfall in the Rossendale East Analysis Area. When accounting for future demand, and latent demand, an overall shortfall emerges in Rossendale, with specific shortfalls aligned to the Rossendale Central and East analysis areas.

¹⁰ In match equivalent sessions

ROSSENDALE BOROUGH COUNCIL PLAYING PITCH ASSESSMENT REPORT

Youth 11v11 pitch analysis

Table 2.16: Supply and demand balance of youth 11v11 pitches

Analysis area	Actual spare capacity ¹¹	Demand (match equivalent sessions)			
		Overplay	Current total	Future demand	Total
Rossendale Central	-	-	-	-	-
Rossendale East	-	-	-	1	1
Rossendale West	-	3.5	3.5	1	4.5
Rossendale	-	3.5	3.5	2	5.5

There is a current shortfall of 3.5 match equivalent sessions per week across youth 11v11 pitch formats. When accounting for future demand, the shortfall increases to 5.5 match equivalent sessions per week. It must also be noted that a large number of youth 11v11 teams are playing on adult pitches, meaning shortfalls would greatly exacerbate should these transfer to the correct pitch type.

Youth 9v9 pitch analysis

Table 2.17: Supply and demand balance of youth 9v9 pitches

Analysis area	Actual spare capacity ¹²	Demand (match equivalent sessions)			
		Overplay	Current total	Future demand	Total
Rossendale Central	0.5	-	0.5	-	0.5
Rossendale East	-	-	-	1	1
Rossendale West	-	3.5	3.5	-	3.5
Rossendale	0.5	3.5	3	1	4

There is a current shortfall of three match equivalent sessions per week, with shortfalls currently aligned to the Rossendale West Analysis Area. When accounting for future demand, the shortfall increases by one match equivalent session, with a new shortfall emerging in the Rossendale East Analysis Area.

Mini 7v7 pitch analysis

Table 2.18: Supply and demand balance of mini 7v7 pitches

Analysis area	Actual spare capacity ¹³	Demand (match equivalent sessions)			
		Overplay	Current total	Future demand	Total
Rossendale Central	1.5	-	1.5	-	1.5
Rossendale East	-	-	-	-	-
Rossendale West	-	-	-	0.5	0.5
Rossendale	1.5	-	1.5	0.5	1

The table above shows that there is a sufficient supply on mini 7v7 pitches in Rossendale to accommodate current levels of demand. Anticipated future demand is expected to reduce spare capacity, and it is expected a small shortfall will emerge in the Rossendale West Analysis Area, although a borough wide level of minimal spare capacity remains.

¹¹ In match equivalent sessions

¹² In match equivalent sessions

¹³ In match equivalent sessions

ROSSENDALE BOROUGH COUNCIL PLAYING PITCH ASSESSMENT REPORT

Mini 5v5 pitch analysis

Table 2.19: Supply and demand balance of mini 5v5 pitches

Analysis area	Actual spare capacity ¹⁴	Demand (match equivalent sessions)			
		Overplay	Current total	Future demand	Total
Rossendale Central	2	-	2	1.5	0.5
Rossendale East	-	-	-	0.5	0.5
Rossendale West	-	-	-	-	-
Rossendale	2	-	2	2	-

There is currently a sufficient supply of mini 5v5 pitches in Rossendale to accommodate for current demand. When accounting for future demand, it is anticipated that all spare capacity will be utilised, with a small shortfall emerging in the Rossendale East Analysis Area (balanced by spare capacity in the Rossendale Central Analysis Area).

2.6: Conclusions

Having considered supply and demand, the table below assesses current demand (i.e. spare capacity taking away overplay). Total future demand in Rossendale accounts for population and participation increases added together and as such, these are the figures applied in the tables below.

Table 2.20: Summary of supply and demand in Rossendale

Pitch format	Actual spare capacity ¹⁵	Demand (match equivalent sessions)				
		Overplay	Current total	Future demand	Latent demand	Total
Adult	1	0.5	0.5	1.5	0.5	1.5
Youth 11v11	-	3.5	3.5	2	-	5.5
Youth 9v9	0.5	3.5	3	1	-	4
Mini 7v7	1.5	-	1.5	0.5	-	1
Mini 5v5	2	-	2	2	-	-

It is determined that there are current shortfalls on youth 11v11 and youth 9v9 pitches. When accounting for future demand, shortfalls on these pitch types are exacerbated and a new shortfall emerges on adult pitch types. There are no current or future shortfalls on either mini 5v5 or 7v7 pitches.

In the main, shortfalls are apparent due to overplay across specific club sites and a large stock of pitches being poor quality and thus not suitable for match play. The proceeding Strategy & Action Plan will explore specific scenarios to alleviate identified shortfalls.

2.7 Rossendale Local Football Facility Plan

The Rossendale LFFP is strategically aligned to the National Football Facilities Strategy (NFFS); a 10-year plan to change the landscape of football facilities in England. The NFFS represents a major funding commitment from the national funding partners (The FA, Premier League, DCMS, Football Foundation) to inform and direct an estimated one billion pounds of investment into football facilities over the next ten years.

¹⁴ In match equivalent sessions

¹⁵ In match equivalent sessions

ROSSENDALE BOROUGH COUNCIL PLAYING PITCH ASSESSMENT REPORT

Rossendale LFFP¹⁶ was completed in 2019 and identifies nine potential projects for investment. Of those projects, six are aligned to improving the quality of grass pitches and developing new or improving existing ancillary structures to support local demand for affiliated football.

Grass football pitches

Four local grass pitch sites are identified for quality improvements in the LFFP. These sites were identified based on high levels of existing demand and having the poorest quality pitches. The four sites are:

- ◀ Adrenaline Centre
- ◀ Haslingden High School
- ◀ Maden Recreation Ground
- ◀ The Glen Playing Fields

The table below highlights what the current position is of each site identified in the LFFP, based on the findings of the PPOSS. It also highlights the impact of pitch improvement if they were undertaken by one increment (poor to standard or standard to good).

Table 2.21: Summary of grass pitch LFFP grass pitch improvement projects

Site ID	Site name	Pitch type	No. of pitches	Quality	Current capacity rating	Improved capacity rating	Comments
1	Adrenaline Centre	Adult	3	Poor	3	6	The current spare capacity on the adult and mini 5v5 pitch is discounted due to poor quality and low usability.
		Youth (11v11)	2	Poor	-	2	
		Mini (7v7)	2	Poor	4	8	
		Mini (5v5)	3	Poor	1.5	10	
22	Haslingden High School	Adult	1	Poor	-	1	Improvements would create capacity on adult and mini 7v7 pitch. It would also reduce shortfalls on remaining pitches.
		Mini (7v7)	1	Poor	-	2	
		Youth (11v11)	1	Poor	3.5	2.5	
		Youth (9v9)	1	Poor	3.5	2.5	
29	Maden Recreation Ground	Adult	1	Poor	-	1	The current spare capacity on the youth 11v11 pitch is discounted due to poor quality and low usability.
		Youth (11v11)	3	Poor	1	4	

¹⁶<https://localplans.footballfoundation.org.uk/local-authorities-index/rossendale/rossendale-local-football-facility-plan/>

ROSSENDALE BOROUGH COUNCIL PLAYING PITCH ASSESSMENT REPORT

Site ID	Site name	Pitch type	No. of pitches	Quality	Current capacity rating	Improved capacity rating	Comments
48	The Glen Playing Fields	Adult	2	Standard	3.5	5.5	Rossendale United Juniors highlight need for maintenance equipment to sustain provision and make quality improvements to pitches.
		Youth (11v11)	1	Standard	0.5	2.5	
		Youth (9v9)	2	Standard	2.5	6.5	
		Mini (5v5)	2	Standard	7	11	
		Mini (7v7)	2	Standard	6	10	

Theoretically, improving the quality of pitches identified as being poor quality would restore capacity which has been discounted from eight pitches across Rossendale. Potential spare capacity at the Adrenaline Centre (six pitches) and Maden Recreation Ground (three pitches) have had spare capacity discounted due to both poor pitch quality and low usability in winter.

Quality improvements would also create additional capacity on the remaining pitches at each site. Collectively, these four sites accommodate 42% of all affiliated football demand in Rossendale and as such, based on the findings of the PPOSS warrant their inclusion within the LFFP.

Other notable sites which were not included in the Rossendale LFFP at the time of production include St Peters Playing Field (which contains three poor quality mini pitches) and Stacksteads Recreation ground (one adult pitch).

St Peters Playing Field accommodates demand for 11 mini teams and has three poor quality mini pitches which are not overplayed but only have minimal spare capacity. Consultation with Rossendale Valley Juniors FC highlights issues with both poor quality and low usability across the football season. Stacksteads Recreation Ground has one single poor quality pitch which is overplayed by 0.5 match equivalent sessions per week.

In conclusion, based on the findings of the PPOSS, the current four projects identified in the LFFP warrant their inclusion within the LFFP. The remaining two identified sites (St Peters Playing Field and Stacksteads Recreation Ground) should also be factored into the football plan in subsequent updates to ensure that pitch improvements are addressed in the most needed places.

Ancillary provision

As a reminder, the term ancillary provision refers to facilities such as a clubhouses, changing rooms, showering provision, dedicated official and spectator facilities and boundary fencing.

The LFFP for Rossendale identifies three sites which require new build ancillary facilities and one site which requires improvement to ensure it remains fit for purpose to suitably accommodate high levels of affiliated demand.

These are located at:

- ◀ Adrenaline Centre – (aligned to usage from Junior Hoops FC)
- ◀ The Glen Playing Fields – (aligned to usage from Rossendale United Juniors FC)
- ◀ St Peters Playing Field – (aligned to usage from Rossendale Valley Juniors FC)
- ◀ Marl Pits Sports Centre - (aligned to a potential full size 3G pitch project)

ROSSENDALE BOROUGH COUNCIL PLAYING PITCH ASSESSMENT REPORT

There are no ancillary facilities available at the Adrenaline Centre, The Glen Playing Fields and St Peters Playing Field, yet these sites cumulatively accommodate demand for 36% of all football in Rossendale. Each site accommodates at least ten affiliated football teams and the main user of each site has expressed requirements such as toilets and small kitchen facilities to service players, parents, and spectators. Providing changing facilities would restore this spare capacity and allow higher levels of use on the pitches. Given the high levels of affiliated demand and lack of ancillary facilities, it is considered that each site warrants its inclusion within the LFFP.

Notable omissions in the LFFP include Bacup Borough FC, Maden Recreation Ground and Whitworth Valley FC which are all identified as having poor quality ancillary provision through the non-technical PPOSS audit. Of these, Maden Recreation Ground accommodates the highest level of demand (six teams – home of Bacup Juniors FC), Bacup Borough FC the second highest (five teams) and Whitworth Valley FC the least (three teams).

The ancillary provision at Maden Recreation Ground services a multi pitch site utilised for junior football and should be considered for future inclusion in the LFFP. Bacup Borough FC competes in the National League System and therefore falls outside of the criteria for potential funding through the LFFP (alternate potential funding opportunities are available through the Football Stadia Improvement Fund¹⁷) and demand at Whitworth Valley FC is limited (due to it being a one pitch site) and for this reason, at this time, should not be considered a priority project for investment.

The remaining project is for the improvement of the existing pavilion at Marl Pits Sports Centre. The current facility accommodates demand from multiple football teams, Rossendale RUFC and Rossendale Harriers Athletics Club. The project is aligned to the potential development of a full size 3G pitch at Marl Pits (refer to Part 3 for further details). It is envisaged that footfall and usage of the pavilion will substantially increase if a 3G development comes to fruition.

¹⁷ <https://footballfoundation.org.uk/grant/football-stadia-improvement-fund/national-league>

ROSSENDALE BOROUGH COUNCIL PLAYING PITCH ASSESSMENT REPORT

Football – grass pitch summary

- ◀ **Current supply of football pitch provision is insufficient with shortfalls evident on youth 11v11 and youth 9v9 pitch formats.**
- ◀ **When considering future demand, these shortfalls are likely to worsen and further shortfalls emerge on adult pitches.**
- ◀ **Grass football pitch supply:**
 - ◀ The audit identifies a total of 66 grass football pitches in Rossendale across 34 sites. Of the pitches, 57 are available, at some level, for community use across 25 sites. All unavailable pitches are located at education sites.
 - ◀ 63% of football pitches which are available for community use in Rossendale are poor quality. This severely impacts on the playability of the pitches throughout the football season. Clubs in the area report drainage issues and surface quality as being prominent issues.
- ◀ **Grass football pitch quality:**
 - ◀ In total, three pitches are assessed as good quality, 18 as standard quality and 36 as poor quality. All good quality pitches are aligned to adult football teams which compete in high performance league competitions.
- ◀ **Affiliated football demand:**
 - ◀ Through the audit and assessment, 107 teams from 14 clubs are identified as playing in Rossendale. This consists of 13 adult men's, two adult women's, 43 youth boys', nine youth girls' and 40 mini mixed teams.
 - ◀ Six clubs' report aspirations to increase the number of teams they provide. In total, these potential demand increases would lead to the creation of 14 teams. Team generation rates do not forecast the growth of any additional teams.
- ◀ **Supply vs demand analysis conclusions:**
 - ◀ Eight pitches are identified as having spare capacity in Rossendale, equating to actual spare capacity of five match equivalent sessions per week. Adult pitches which have spare capacity but no changing facilities have had spare capacity discounted as they cannot appropriately accommodate demand for match play due to league regulations.
 - ◀ Three pitches across two sites are identified as being overplayed.
 - ◀ There are current shortfalls on youth 11v11, and youth 9v9 pitch formats and future shortfalls identified across adult, youth 11v11, youth 9v9 pitch formats.

ROSSENDALE BOROUGH COUNCIL PLAYING PITCH ASSESSMENT REPORT

PART 3: THIRD GENERATION TURF (3G) ARTIFICIAL GRASS PITCHES (AGPS)

3.1: Introduction

Third generation (3G) artificial grass pitches utilise longer fibres with a combination of rubber and sand infill to offer heightened performance. They are predominately used for football matches but most commonly for football training. They can also be used for rugby matches dependent upon having a shock pad.

Competitive football can take place on 3G artificial grass pitches that have been FIFA or International Matchball Standard tested and approved by the FA for inclusion on the FA Pitch Register¹⁸. As such, a growing number of 3G artificial grass pitches are now used for competitive match play, provided that the performance standard meets FIFA Quality (previously FIFA One Star), as well as for training purposes. Football training does, however, take place on hockey suitable artificial grass pitches (please refer to Part 6: Artificial grass pitches for greater explanation on pitch specifications) but is not the preferred option.

World Rugby produced the 'Performance Specification for artificial grass pitches for rugby'¹⁹, more commonly known as 'Regulation 22' that provides the necessary technical detail to produce pitch systems that are appropriate for rugby union. The artificial surface standards identified in Regulation 22 allows matches to be played on surfaces that meet the standard, meaning full contact activity, including tackling, rucking, mauling and lineouts, can take place.

The specification includes a rigorous test programme that assesses ball/surface interaction and player/surface interaction and has been modified to align the standard with that of FIFA. Any 3G artificial grass pitch used for any form of competitive rugby must comply with this specification and must be tested every two years to retain compliance.

England Hockey's Artificial Grass Playing Surface Policy (updated June 2018)²⁰ advises that third generation artificial grass pitches should not be used for hockey matches or training and that they can only be used for lower level hockey (introductory level) as a last resort when no sand-based or water-based artificial grass pitches are available.

Table 3.1: 3G type and sport suitability

Surface	Category	Comments
Rubber crumb	Long Pile 3G (60mm with shock pad)	Rugby surface – must comply with World Rugby regulation 22 and/or RFL Community Standard, requires a minimum of 60mm pile.
Rubber crumb	Medium Pile 3G (55-60mm)	Preferred football surface. Suitable for non-contact rugby union/league practice or play.
Rubber crumb	Short Pile 3G (40mm)	Acceptable surface for some competitive football, able to be used for low level curricular hockey.

It should be noted that the FA generally refers to 3G pitches as 3G football turf pitches, though this term is not adopted in this PPOSS as 3G pitches can be and are used for other sports including rugby union, rugby league, lacrosse and American football, amongst others.

¹⁸ <http://3g.thefa.me.uk/>.

¹⁹ <https://www.world.rugby/handbook/regulations/reg-22/>

²⁰ [file:///C:/England Hockey Artificial Grass Playing Surface Policy Feb 2018.pdf](file:///C:/England%20Hockey%20Artificial%20Grass%20Playing%20Surface%20Policy%20Feb%202018.pdf)

ROSSENDALE BOROUGH COUNCIL PLAYING PITCH ASSESSMENT REPORT

3.2: Current provision

A full size 3G pitch is considered by the FA to measure at least 100 x 64 metres (106 x 70 metres including run offs); however, for the purposes of this report, all pitches measuring over 100 x 60 metres (inclusive of run offs) are considered to be full size due to the amount of demand they can accommodate.

On the above basis, there is one full size 3G pitch provided in Rossendale, located at the Valley Leadership Academy. In addition, there are six small sided 3G pitches provided across three sites. Details of these are summarised in the table below.

Table 3.2: 3G pitch supply summary

Site ID	Site	Analysis area	Community use?	Pitch size	Surface type	Number of pitches	Floodlit?
20	Valley Leadership Academy	Rossendale Central	Yes	103 x 60m	Medium pile 3G (55-60mm)	1	Yes
2	Alder Grange School	Rossendale Central	No	92 x 57m	Medium pile 3G (55-60mm)	1	No
4	Bacup & Rawtenstall Grammar School	Rossendale Central	No	67 x 43m	Medium pile 3G (55-60mm)	1	No
31	Marl Pits Leisure Centre	Rossendale Central	Yes	30 x 20m	Medium pile 3G (55-60mm)	4	Yes

Two of the small sided pitches, located at Alder Grange School and Bacup & Rawtenstall Grammar School are not available for community use, nor are they floodlit. The four small sided pitches at Marl Pits Leisure Centre are not suitable for adult or youth football due to their sizing, with these designed to accommodate commercial football leagues and social match play.

All 3G pitch provision in Rossendale is in the Central Analysis, there is no existing provision in either the East or West analysis areas.

Future provision

The Rossendale LFFP identifies two full size pitch projects and one small sided 3G project.

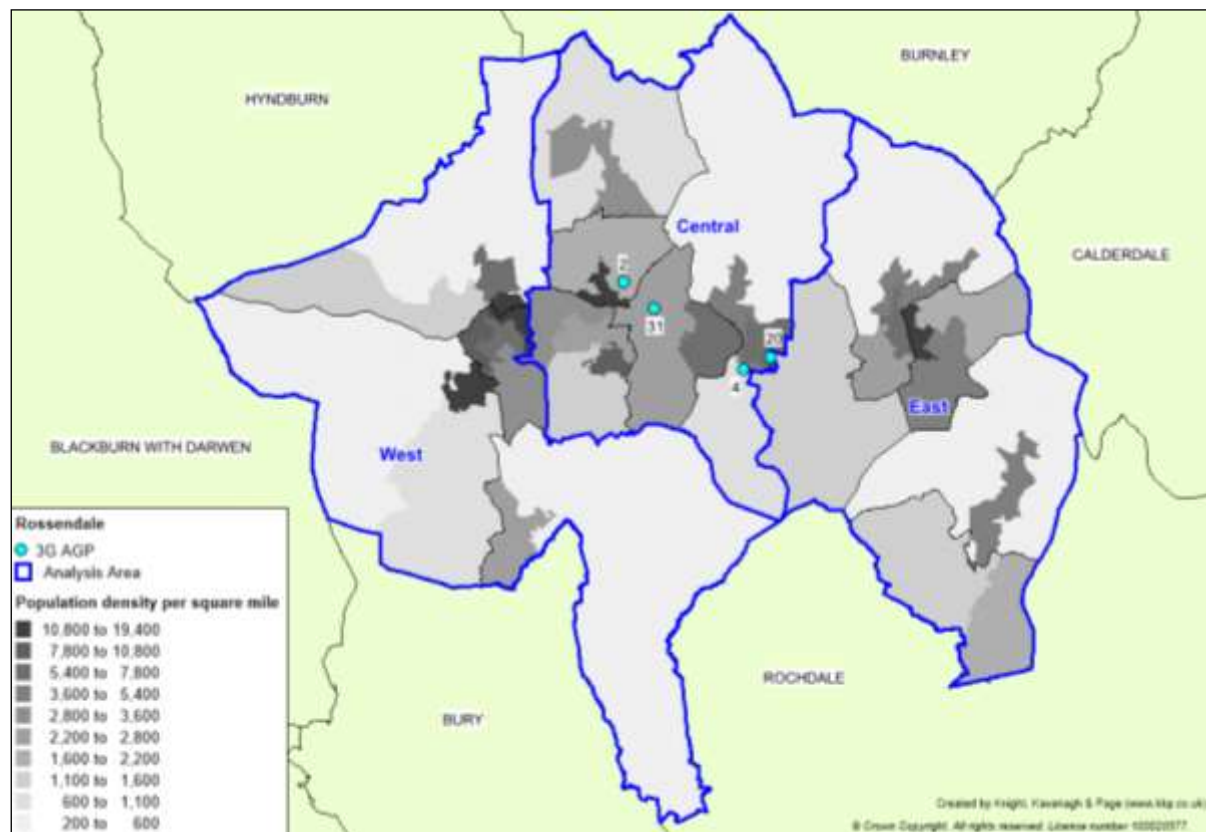
- ◀ Marl Pits Leisure Centre – full size 3G pitch
- ◀ Adrenaline Centre – full size 3G pitch
- ◀ Whitworth High School – small sided 3G pitch

Further, both All Saints Catholic School and Haslingden High School have expressed an interest (through consultation) to develop full size 3G pitches on each of their respective sites. The LFFP acknowledges that if either were to progress plans it would replace the need to develop a full size 3G pitch at the Adrenaline Centre due to close geographical proximity.

ROSSENDALE BOROUGH COUNCIL PLAYING PITCH ASSESSMENT REPORT

Figure 3.1 below identifies all football pitches servicing Rossendale. For a key to the map, see Table 3.2.

Figure 3.1: 3G pitch locations



FA pitch register

In order for competitive matches to be played on 3G pitches, the pitch should be FIFA or IMS tested and approved and added to the FA pitch register, which can be found at: <http://3g.thefa.me.uk/>.

There is one pitch in Rossendale which is on the FA Register for competitive play, this is at the Valley Leadership Academy. No other pitches, including the full stock of small sided pitches, are on the register for match play.

World Rugby compliant pitches

To enable 3G pitches to host competitive rugby union matches, World Rugby has developed the Rugby Turf Performance Specification. This is to ensure that the surfaces replicate the playing qualities of good quality grass pitches, provide a playing environment that will not increase the risk of injury and are of an adequate durability.

The specification includes a rigorous test programme that assesses ball/surface interaction and player/surface interaction and has been modified to align the standard with that of FIFA. Any 3G pitch used for any form of competitive rugby must comply with this specification and must be tested every two years to retain compliance.

There are no World Rugby Compliant 3G pitches in Rossendale. The nearest available pitch is located at the Prairie Sports Village in Burnley.

ROSSENDALE BOROUGH COUNCIL PLAYING PITCH ASSESSMENT REPORT

Availability/management

The table below identifies the availability and management of all community available floodlit 3G pitches in Rossendale:

Table 3.3: Summary of 3G pitch availability

Site ID	Site	Management	Availability
20	Valley Leadership Academy	RLT	Reserved for school use until 17:00 during the week. Available to the community from 17:00 until 22:00 Monday to Friday. The pitch is available from 09:00 to 22:00 on Saturdays and Sundays.
30	Marl Pits Leisure Centre	RLT	09:00 – 22.00 Monday – Sunday.

As a reminder, the non-floodlit 3G pitches provided at Alder Grange School and Bacup & Rawtenstall School are not available for community use.

Quality

Depending on use, it is considered that the carpet of an AGP usually lasts for approximately ten years and it is the age of the surface, combined with maintenance levels, which most commonly affects quality. It is therefore recommended that sinking funds be put into place by providers to enable long-term sustainability, ongoing repairs and future refurbishment beyond this period.

Taking the above into account, the quality of third generation artificial grass pitches across Rossendale have been assessed via a combination of site visits (using non-technical assessments as determined by the FA) and user consultation to reach and apply an agreed rating as follows:

- ◀ Good
- ◀ Standard
- ◀ Poor

The percentage parameters used for the non-technical assessments were as follows; Good (>80%), Standard (60-79%), Poor (<60%). The quality ratings assigned to the sites also consider the user quality ratings gathered from consultation.

Based on the above criteria, the full size 3G pitch at the Valley Leadership Academy is poor quality. The pitch is 11 years old and past its anticipated life expectancy, it is clear (through the non-technical audit) that repair work has been poorly undertaken and there are clear issues with surface wear and creases emerging in the carpet. Of particular concern is that the pitch is the only one in Rossendale which is on the FA register enabling competitive match place to take place. It is highly likely that the pitch will fail future re-certification tests which will make it unsuitable for match play. It is currently the home venue for two clubs and 12 teams (11% of all demand in Rossendale). Consultation with the main user, Haslingden Girls & Ladies FC, suggests it may have to reduce the number of teams it operates if quality improvements are not undertaken in the next 12 months.

ROSSENDALE BOROUGH COUNCIL PLAYING PITCH ASSESSMENT REPORT

Table 3.4: Age and quality of 3G pitches in Rossendale

Site ID	Site	Analysis area	Year installed/resurfaced	Quality
20	Valley Leadership Academy	Rossendale Central	1992/2009	Poor
30	Marl Pits Leisure Centre	Rossendale Central	2012	Standard
2	Alder Grange School	Rossendale Central	2010	Poor
4	Bacup & Rawtenstall Grammar School	Rossendale Central	N/A	Standard

The four small sided pitches at Marl Pits Leisure Centre are standard quality. Whilst there is evidence of patchy repair work on one pitch, they are broadly of a sufficient quality to accommodate current levels of recreational demand.

The pitch at Alder Grange School has reached the end of its anticipated life expectancy, it has had limited maintenance undertaken in the past ten years and there is evidence of wear and tear on the pitch. The pitch at Bacup & Rawtenstall Grammar School is standard quality, no major issues were identified during the non-technical audit.

Ancillary facilities

All 3G pitches which offer community use are accompanied by ancillary facilities that are considered adequate and no issues were raised during consultation or via site assessments.

3.3: Demand

The following table summarises the availability of all 3G pitches in Rossendale which are available for community use. In addition, it records the availability of provision within the peak period. Sport England's Facilities Planning Model (FPM) applies an overall peak period for AGPs of 34 hours a week (Monday to Thursday 17:00-21:00; Friday 17:00-19:00; Saturday and Sunday 09:00-17:00).

No booking information was provided by the Valley Leadership Academy during consultation, but anecdotal information provided by clubs suggests that it is running at full capacity with opportunities to get either midweek training slots or weekend use for matches difficult to obtain.

Table 3.5: 3G pitch demand summary

Site ID	Site	Number of pitches	Pitch size	Quality	Total number of hours available for community use during peak period	Bookings (per week)
20	Valley Leadership Academy	1	Full size (103 x 60m)	Poor	Weekdays: 14 hours Weekends: 16 hours	No booking information provided by Valley Leadership Academy.
30	Marl Pits Leisure Centre	4	(30 x 20m)	Standard	Weekdays: 18 hours Weekends: 16 hours	22 commercial 31 football clubs 3 RLT internal

ROSSENDALE BOROUGH COUNCIL PLAYING PITCH ASSESSMENT REPORT

Football

The FA considers high quality 3G pitches as an essential tool in promoting coach and player development. The pitches can support intensive use and as such are great assets for football use. Primarily, such facilities have been installed for social use and training, however, they are increasingly used for competition, which The FA wholly supports.

Training demand

Getting access to good quality, affordable training facilities is a problem for many clubs throughout the country. In the winter months, midweek training is only possible at floodlit facilities.

Nine of the 11 clubs which responded to consultation requests report that they require additional training facilities and specifically mention demand for 3G pitches (82% of responding clubs). Some teams currently access indoor sports halls, whilst others must overload small sections of pitches to enable all participants an ability to train. The clubs that express a need for more 3G pitches are as follows:

- ◀ Bacup CFC
- ◀ Bacup Juniors FC
- ◀ Haslingden Ladies & Girls FC
- ◀ Rossendale United Juniors FC
- ◀ Whitworth Valley Juniors FC
- ◀ Valley United FC
- ◀ Bacup Borough FC
- ◀ Junior Hoops FC
- ◀ Rossendale Valley Juniors FC

The FA's long-term ambition is to provide every affiliated team in England the opportunity to train once per week on a floodlit 3G surface, together with priority access for every Charter Standard Community Club through a partnership agreement. In order to calculate the number of football teams a 3G pitch can service for training, peak time access is considered to be from 18:00 until 22:00 Tuesday-Thursday resulting in an overall peak period of 12 hours per week. Mondays and Fridays are not included within this calculation as it is considered that most teams do not want to train in such close proximity to a weekend match.

Full size 3G pitches are divided into thirds or quarters for training purposes meaning they can accommodate either three or four teams per hour and either 36 or 48 teams per week (during the peak training period). Based on an average of these numbers, it is estimated that 38 teams can be accommodated on one full size 3G pitch for training.

Given the above, with 107 teams currently affiliated to Rossendale there is a theoretical need for three full size 3G pitches equivalents (rounded up from 2.8). As there is currently one full size pitch at the Valley Leadership Academy servicing football, it is considered that there is a theoretical need an additional two full size pitches in Rossendale to accommodate all affiliated football demand. If no improvements are made to the pitch at the Valley Leadership Academy and it is to become unusable in the future, the current theoretical shortfall of two pitches will increase to three full size pitches.

The table below considers the number of full size 3G pitches required if every team was to remain training within the analysis area in which they play. As can be seen, there are clear pockets of demand in the Rossendale East and West analysis areas which do not have access to provision in their areas. However, the additional demand for training arising from housing growth will be assessed in the forthcoming Strategy & Action Plan Report.

ROSSENDALE BOROUGH COUNCIL PLAYING PITCH ASSESSMENT REPORT

Table 3.6: Current demand for 3G pitches in Rossendale (based on 38 teams per pitch)

Analysis area	Current number of teams	3G requirement ²¹	Current number of 3G pitches	Theoretical shortfall
Rossendale Central	30	1	1	-
Rossendale East	32	1	-	1
Rossendale West	45	1	-	1
Rossendale	107	3	1	2

When accounting for future demand through both club aspirations and population growth (overall forecasted growth of 14 teams) the shortfall does not increase. However, the additional demand for training arising from housing growth will be assessed in the Strategy and Action Plan Report.

Match play demand

Improving grass pitch quality is one way to increase the capacity at sites but given the cost of doing such work and the continued maintenance required (and associated costs), alternatives need to be considered that can offer a more sustainable model for the future of football. The substitute to grass pitches is the use of 3G pitches for competitive matches, providing that the pitch is FA approved, floodlit and available for community use during the peak period, and the location does not have an impact on other pitch sports.

As mentioned, the pitch at the Valley Leadership Academy is on the FA register and is at capacity on weekends for competitive match play. It is the home venue for Haslingden Girls & Ladies FC and Kay Street Baptist FC. Additionally, it is also heavily used for ad hoc match play throughout the football season when pitches in Rossendale become unplayable. As an example, Bacup Juniors FC used the pitch regularly between November (2019) and March (2020) to work through its fixture backlog due to waterlogged pitches at Maden Recreation Ground.

Rugby

As mentioned previously, there are no World Rugby Compliant 3G pitches in Rossendale. Rossendale RUFC states it would use such a facility if it were to be provided in Rossendale and that it would be beneficial for the development of its mini and junior section. At this time, Rossendale is not considered to be a strategic priority area for World Rugby compliant 3G pitch provision by the RFU.

3.4: Supply and demand analysis

In conclusion, there is an insufficient supply of full size 3G pitches to meet current and anticipated future football training demand based on the FA training model in Rossendale. As such, it is determined that an increase in provision is required, with future provision best placed in Rossendale East and West analysis areas.

In total, the current (and future) shortfall equates to a need to develop an additional two full size 3G pitches in Rossendale. This will increase to three full size pitches if quality improvements are not undertaken at the Valley Leadership Academy.

²¹ Figure rounded up to the nearest whole number.

ROSSENDALE BOROUGH COUNCIL PLAYING PITCH ASSESSMENT REPORT

To ensure the current supply and any future supply is of a good enough standard to accommodate demand, providers are encouraged to put sinking funds in place to ensure long-term sustainability. This will allow for re-surfacing to take place when required and will ensure that FA certification remains in place.

3.5: Rossendale Local Football Facility Plan

The Rossendale LFFP is strategically aligned to the National Football Facilities Strategy (NFFS); a 10-year plan to change the landscape of football facilities in England. The NFFS represents a major funding commitment from the national funding partners (The FA, Premier League, DCMS, Football Foundation) to inform and direct an estimated one billion pounds of investment into football facilities over the next ten years.

Rossendale LFFP²² was completed in 2019 and identifies nine potential projects for investment. Of those projects, three are aligned to providing new 3G pitches to accommodate identified demand for affiliated football.

3G pitches

The Rossendale LFFP identifies two full size pitch projects and one small sided 3G project.

- ◀ Marl Pits Leisure Centre – full size 3G pitch
- ◀ Adrenaline Centre – full size 3G pitch
- ◀ Whitworth High School – small sided 3G pitch

It also identifies that both All Saints Catholic School and Haslingden High School have expressed an interest (through consultation) to develop full size 3G pitches on each of their respective sites. The LFFP acknowledges that if either were to progress plans it would replace the need to develop a full size 3G pitch at the Adrenaline Centre due to close geographical proximity.

The PPOSS identifies a theoretical need for three full size 3G pitches equivalents (rounded up from 2.8) based on 107 teams currently affiliated as playing in Rossendale.

As there is currently one full size pitch at the Valley Leadership Academy servicing football, it is considered that there is a need for an additional two full size pitches in Rossendale to accommodate all affiliated football demand, although this shortfall will increase to three if quality improvements are not undertaken at the Valley Leadership Academy.

The table below considers the number of full size 3G pitches required if every team was to remain training within the analysis area in which they play.

Table 3.7: Current demand for 3G pitches in Rossendale (based on 38 teams per pitch)

Analysis area	Current number of teams	3G requirement ²³	Current number of 3G pitches	Potential shortfall	Potential LFFP projects
Rossendale Central	30	1	1	-	Marl Pits Leisure Centre

²²<https://localplans.footballfoundation.org.uk/local-authorities-index/rossendale/rossendale-local-football-facility-plan/>

²³ Figure rounded up to the nearest whole number.

ROSSENDALE BOROUGH COUNCIL PLAYING PITCH ASSESSMENT REPORT

Analysis area	Current number of teams	3G requirement ²³	Current number of 3G pitches	Potential shortfall	Potential LFFP projects
Rossendale East	32	1	-	1	Whitworth High School
Rossendale West	45	1	-	1	Adrenaline Centre

The Rossendale West Analysis Area has the largest level of participation without existing provision to service demand (45 teams). Therefore, the identified project at the Adrenaline Centre (or All Saints Catholic High School/ Haslingden High School) justifies its inclusion as a potential project in the LFFP.

The situation in the remaining two analysis areas is more complex. The Rossendale Central Analysis Area is serviced by the pitch at the Valley Leadership Academy (notwithstanding noted quality issues). If the quality of the pitch is not improved (in the next 12-24 months) it will be unusable for both midweek training and match play and the consequential affect for local football will be significant. Therefore, providing a pitch to service demand will be a priority.

The Rossendale East Analysis Area is identified as potential project to provide a small sided 3G pitch at Whitworth High School (to primarily service Whitworth Valley FC). Of the 32 teams identified in the analysis area, 14 play within an eight minute drive time of the Valley Leadership Academy. The remaining 18 teams are all from Whitworth Valley FC which is a 15- 20 minute drive time away from the site.

Consultation with clubs suggests that those located in the Stacksteads and Bacup areas (the clubs which are an eight minute drive time from The Valley Leadership Academy) are more likely to use provision located centrally in Rossendale than elsewhere. Whereas Whitworth Valley FC specifically state long travel times for 3G provision as a key issue. On this basis the small sided pitch project at Whitworth High School warrants its inclusion as a small sided project within the LFFP based on servicing demand for the Club.

The potential project at Marl Pits should only be progressed on the basis that quality improvements are not undertaken at the Valley Leadership Academy. Both a full size 3G pitch at Marl Pits and the Valley Leadership Academy (on the basis quality is improved) would create a theoretical oversupply centrally in Rossendale.

ROSSENDALE BOROUGH COUNCIL PLAYING PITCH ASSESSMENT REPORT

3G summary

◀ Supply:

- ◀ There is one full size floodlit 3G pitch in Rossendale, located at the Valley Leadership Academy. There are also six small sided pitches located across three sites. Two small sided pitches located at Alder Grange School and Bacup & Rawtenstall Grammar School are unavailable for community use. The remaining four small sided pitches are located at Marl Pits Leisure Centre.
- ◀ There are no World Rugby compliant 3G pitches in Rossendale. Based on the supply and demand analysis there is no significant need to provide one to service rugby union demand.

◀ Quality:

- ◀ The full size pitch at the Valley Leadership Academy is on the FA register and can therefore be used for competitive match play. The pitch is poor quality and is likely to fail future re-certification tests, meaning it will no longer be suitable for match play
- ◀ All full size 3G provision is accompanied by ancillary facilities that are considered adequate.

◀ Supply vs demand analysis:

- ◀ With 107 teams currently affiliated to Rossendale there is a need for three full size 3G pitches to service current levels of demand. Future demand does not increase this shortfall.
- ◀ When studying demand by analysis area, shortfalls are apparent in Rossendale East and Rossendale West analysis areas. If quality improvements are not made at the Valley Leadership Academy a shortfall will emerge in the Rossendale Central Analysis Area.

ROSSENDALE BOROUGH COUNCIL PLAYING PITCH ASSESSMENT REPORT

PART 4: RUGBY UNION

4.1: Introduction

The Rugby Football Union (RFU) is the national governing body for rugby union. It is split into six areas across the Country with a workforce team that covers development, coaching, governance and competitions, Rossendale falls into Area 5. A full-time development officer is responsible for Rossendale (as part of the wider region) and works closely with all clubs to maximise their potential. This work involves developing club structures, working towards the RFU accreditation (Clubmark) and the development of school-club structures.

The rugby union playing season operates from September to May.

Consultation

There is one rugby union club in Rossendale: Rossendale RUFC. The Club was met with face to face to inform this section of the report.

4.2: Supply

In Rossendale there are three senior and four junior rugby union pitches across three sites. All pitches are available for community use, although only pitches located at Marl Pits are currently used by community clubs. There are no mini pitches identified in Rossendale.

Table 4.1: Supply of rugby union pitches available for community use

Analysis area	No. of senior pitches	No. of junior pitches
Rossendale Central	3	3
Rossendale East	-	-
Rossendale West	-	1
Rossendale	3	4

Traditionally, mini and junior rugby takes place on over marked senior pitches and this largely the case across Rossendale with mini and junior teams from all clubs accessing senior pitches for both training and competitive matches.

The audit only identifies dedicated, line marked pitches. For rugby union pitch dimension sizes please see the table below.

Table 4.2: Pitch dimensions

Age	Pitch type	Maximum pitch dimensions (metres) ²⁴
U7	Mini	20 x 12
U8	Mini	45 x 22
U9	Mini	60 x 30
U10	Mini	60 x 35
U11	Mini	60 x 43
U12	Mini	60 x 43
U13	Junior	90 x 60 (60 x 43 for girls)
U14 +	Senior	100 x 70 ²⁵

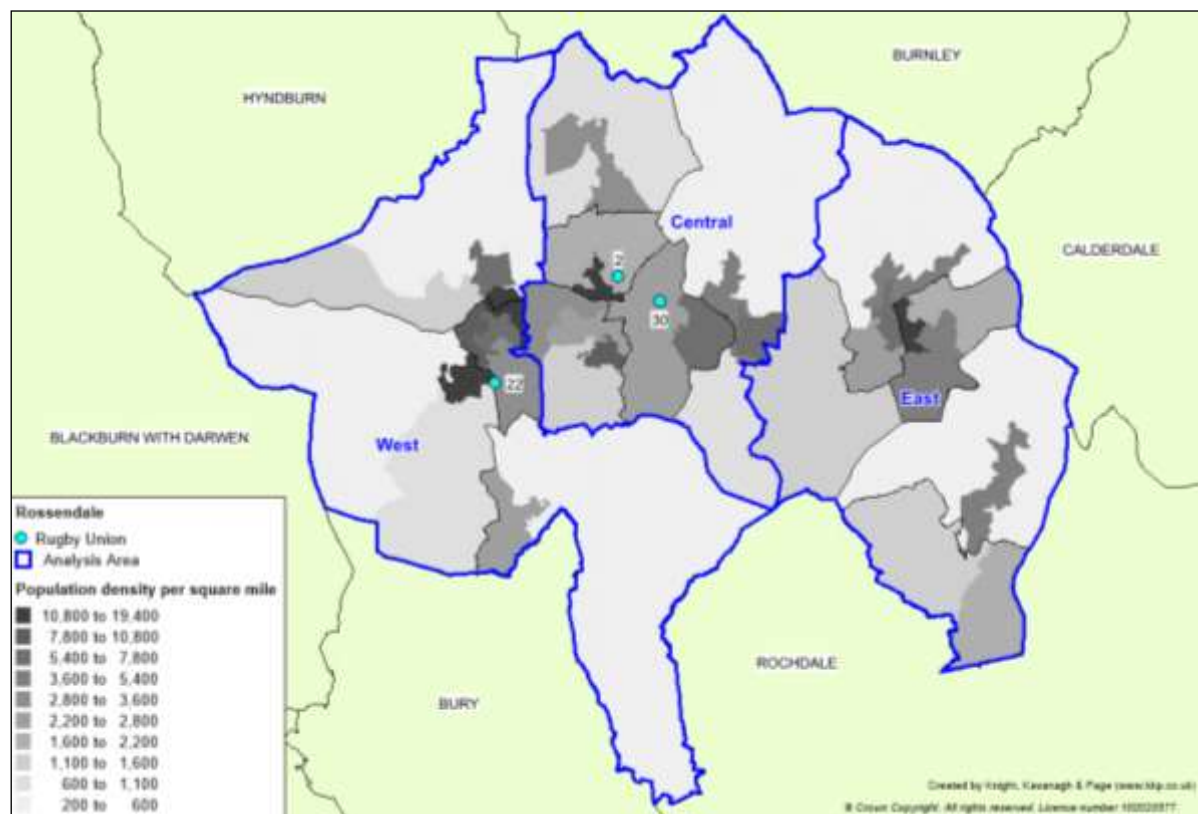
²⁴ Recommended run off area for all pitch types requires five-metres each way and a minimum in-goal length of six metres.

²⁵ Minimum dimensions of 94 x 68 metres are accepted.

ROSSENDALE BOROUGH COUNCIL PLAYING PITCH ASSESSMENT REPORT

Figure 4.1 below identifies all rugby union pitches servicing Rossendale. For a key to the map, see Table 4.6.

Figure 4.1: Rugby union grass pitch locations



Security of tenure

Rossendale RUFC has mixed tenure of the provision it accesses at Marl Pits. The clubhouse, the senior first team pitch, and two senior pitches on Meadow Head (located on the top plateau of Marl Pits) are under a long term lease agreement from RBC which have over 90 years remaining.

In the past several years, the Club has expressed an interest to RBC to acquire two junior rugby union pitches at Marl Pits on a long term lease arrangement, in line with its agreement on other onsite pitch provision. Providing long term tenure on these pitches would enable the Club to privately invest into provision which would result in improved quality and usability. The Club aspires to install pitch drainage solutions on both pitches and to remove a disused non-turf cricket wicket which is adjacent to one of the pitches. The wicket currently presents a hazard to the health and safety of players which use the field.

Both Sport England and the National Governing Bodies of Sport recommend that lease arrangements are granted to a minimum of 25 years to allow clubs to apply for external funding opportunities. While the Club is not currently looking for external grants to improve these pitches, it notes that it wants to ensure that any investment is protected through a long term tenure arrangement and is unwilling to invest into the pitches until an agreement with RBC is reached.

ROSSENDALE BOROUGH COUNCIL PLAYING PITCH ASSESSMENT REPORT

Pitch quality

The quality of rugby pitches across Rossendale have been assessed via a combination of site visits (using non-technical assessments as determined by RFU) and user consultation to reach and apply an agreed rating as follows:

- ◀ Good
- ◀ Standard
- ◀ Poor

The methodology for assessing rugby pitch quality looks at two key elements: the maintenance programme and the level of drainage on each pitch. An overall quality based on both drainage and maintenance can then be generated. The agreed rating for each pitch type also represents actions required to improve pitch quality. A breakdown of actions required based on the ratings can be seen below:

Table 4.3: Definition of maintenance categories

Category	Definition
M0	Action is significant improvements to maintenance programme
M1	Action is minor improvements to maintenance programme
M2	Action is no improvements to maintenance programme

Table 4.4: Definition of drainage categories

Category	Definition
D0	Action is pipe drainage system is needed on pitch
D1	Action is pipe drainage is needed on pitch
D2	Action is slit drainage is needed on pitch
D3	No action is needed on pitch drainage

Table 4.5: Quality ratings based on maintenance and drainage scores

		Maintenance		
		Poor (M0)	Adequate (M1)	Good (M2)
Drainage	Natural Inadequate (D0)	Poor	Poor	Standard
	Natural Adequate (D1)	Poor	Standard	Good
	Pipe Drained (D2)	Standard	Standard	Good
	Pipe and Slit Drained (D3)	Standard	Good	Good

The figures are based upon a pipe drained system at 5m centres that has been installed in the last eight years and a slit drained system at 1m centres that has been installed in the last five years.

Based on the above criteria, there is one good and two standard quality senior pitches. All junior pitches are poor quality.

Pitch quality at Marl Pits is varied, but correlates to the aforementioned issues with security of tenure. The first team pitch is maintained by volunteers at Rossendale RUFC. It has had significant investment into drainage solutions over the past five years and is one of the premier pitches across all sports in Rossendale. The remaining two senior pitches at Marl Pits which are also under the Clubs lease are standard quality, one of these (which doubles up as the midweek training pitch) had 9M pipe drainage installed several years ago.

ROSSENDALE BOROUGH COUNCIL PLAYING PITCH ASSESSMENT REPORT

The two junior pitches at Marl Pits which are not under the lease arrangement from RBC are poor quality. The pitches are basically maintained and have substantial issues with natural drainage. As a result of the drainage issues, the pitches are both unusable for large segments of the rugby union season due to severe waterlogging. As mentioned, the Club is keen to improve the drainage of the pitches through the installation of a pipe drainage solution but is unwilling to do so without an appropriate lease arrangement in place as to protect its investment.

The remaining junior pitches are all located at education sites and are basically maintained. These pitches primarily service educational demand with the pitches often doubling up as football pitches throughout an academic year.

Please refer to Table 4.6 overleaf for a breakdown of pitch quality.

ROSSENDALE BOROUGH COUNCIL PLAYING PITCH ASSESSMENT REPORT

Table 4.6: Site quality ratings

Site ID	Site name	Analysis area	Community use?	Number of pitches	Floodlit?	Pitch type	Non-technical assessment score	Quality rating	Comments
2	Alder Grange School	Rossendale Central	Yes – unused	1	No	Junior	M0/D0	Poor	Basic maintenance and poor natural drainage.
22	Haslingden High School	Rossendale West	Yes – unused	1	No	Junior	M0/D1	Poor	Basic maintenance, adequate natural drainage.
30	Marl Pits	Rossendale Central	Yes	1	No	Senior	M2/D3	Good	First team pitch. Well maintained and has had recent private investment into drainage solutions.
				1	Yes	Senior	M1/D2	Standard	Floodlit senior pitch. Maintained by Rossendale RUFC. 9M pipe drainage installed several years ago.
				1	No	Senior	M1/D1	Standard	Standard quality pitch. Maintained by Rossendale RUFC.
				2	No	Junior	M0/D0	Poor	Two poor quality junior pitches maintained by RBC.

ROSSENDALE BOROUGH COUNCIL

PLAYING PITCH ASSESSMENT REPORT

Ancillary facilities

The term ancillary facility relates to built facility infrastructures at sites. Typically, this includes (but is not limited to) clubhouses, changing rooms, showers, carparking and toilet facilities.

The clubhouse used by Rossendale RUFC is primarily built to service the social element of sport at Marl Pits. It consists of a committee room, private bar, a kitchen, and toilets. It is often used as a facility for matchday and private functions. It is presently functional, but it is clearly outdated. Consultation with the club identifies that the kitchen would benefit from an extension to better service users on match days and functions (the kitchen at peak times can service hundreds of users at one point) and that the boiler needs replacement.

The changing rooms are adjacent to the clubhouse and are operated by Rossendale Leisure Trust. The changing rooms service demand from Rossendale RUFC, but also from several football clubs and Rossendale Harriers Athletics Club. The facility consists of several changing rooms which share communal showering facilities, with several sports accessing these simultaneously with this represents a potential safeguarding issue. The age of the building means repairs are continually required and renovation or an alternative solution is required to bring the facilities up to a standard that is fit for purpose.

Rossendale RUFC further states that it does not operate any dedicated women's and girls' teams because of the poor quality ancillary provision available at the site. This specifically relates to the quality of changing rooms, the shower and toilet facilities. It also notes that peak time access (on Sunday mornings) would be difficult due to the number of changing rooms available.

The changing rooms are identified in Rossendale Local Football Facility Plan for improvement/replacement and any investment through this plan needs to take into the multi-sport offer at Marl Pits.

4.3: Demand

Demand for rugby pitches in Rossendale tends to fall within the categories of organised competitive play and organised training.

Competitive play

There is one community rugby union club in Rossendale; Rossendale RUFC. The Club operates three senior teams which compete in either RFU league structures or local merit league systems with fixtures played on a home vs away basis most weeks.

It also operates five junior teams (including one colts' team) and seven mini teams. Competitive play for mini and junior teams mainly consists of friendly matches against other local clubs; with training weekends often built into the season, allowing players to develop core skills and tactical awareness. Junior teams will also compete in County level cup competitions as an introduction to competition rugby. Colts teams, U17 (Junior) and U19 (Senior) often compete in organised league structures; providing frequent competitive fixtures; with the leagues acting as a bridge to senior rugby.

ROSSENDALE BOROUGH COUNCIL PLAYING PITCH ASSESSMENT REPORT

Training demand

Throughout the Country, many rugby teams train at their home ground on match pitches. As a result, usage is concentrated which reduces the capacity for match play on these pitches and means they are more likely to be overplayed. A key factor in determining the extent of training on match pitches is the presence of floodlighting.

Rossendale RUFC has access to one floodlit training pitch at Marl Pits which it uses to service the midweek training demand of the entire Club. The Club's three senior teams train on the pitch on Tuesdays and Thursdays for 1.5 hours per night and its U18s, U16, U15s and U14s teams also train for 1.5 hours on Wednesday evenings. When equating this to match equivalent sessions per week, the midweek training demand for senior rugby equates to three match equivalent sessions and the junior training demand equates to two match equivalent sessions.

An alternative to training on floodlit grass pitches is via World Rugby (WR) compliant 3G pitches, although at present, none are currently provided in Rossendale. For a 3G pitch to be suitable for contact rugby, it must have a 3G surface and must be approved by WR. Use of these pitches also enables the transfer of match demand from grass to 3G, which can alleviate overplay and as a result, protects grass pitch quality.

Use of artificial pitches

Nationally, clubs identify the use of 3G pitches for training as a method of protecting the match pitches and providing a high quality surface for full contact practice. Competitive play continues to take place on grass pitches for the most part, with ad hoc use of 3G pitches for fixtures in the case of unsuitable pitches due to waterlogging or frost. Further detail on use of 3G pitches can be found in Part 3: Third Generation Artificial Pitches.

As mentioned, there are currently no WR 3G pitches supplied in Rossendale. The nearest available pitch is located at The Prairie (Burnley Leisure) in Burnley. Rossendale RUFC do state that even general access to a 3G pitch which is not WR approved would be beneficial to it throughout winter, due the concentrated midweek and matchday demand severely impacting on pitch quality on its floodlit pitch.

Touch rugby

To actively encourage participation in rugby union clubs may provide alternative offers to traditional club competition. Touch rugby is one possible format which clubs can use; touch rugby is non-contact rugby sessions, during which participants compete in teams to score tries, following similar laws to traditional rugby union formats. Clubs, schools or community organisation can establish their own touch rugby sessions or can become hosts of O2 touch rugby sessions.

O2 touch rugby are 90 minutes long and combine music, fitness and rugby skills. Sessions are mixed in terms of gender, ability and age and is based on touch rugby being a social activity. There are presently no O2 touch sessions in Rossendale, although Rossendale RUFC does usually operate casual touch rugby sessions over the seasonal summer break into the build-up for pre-season.

ROSSENDALE BOROUGH COUNCIL PLAYING PITCH ASSESSMENT REPORT

Walking rugby

Walking rugby is a slower game of touch rugby that is accessible for disability groups and older participants, generally aged 55 years and above. The game is less physical than traditional rugby, but the general aim remains the same, with passing and scoring laws applying; and tackling involves a two-handed touch to the waist or below. Sessions for over 55's are an opportunity for participants to become physically active and for others to re-engage with rugby at a less strenuous pace. At present there are no formal walking rugby sessions taking place in Rossendale.

Exported/imported demand

Exported demand refers to existing demand which is transferred outside of the study area; whilst imported demand refers to any demand from neighbouring local authorities that accesses facilities in Rossendale due to a lack of available facilities in other local authorities where such team or club is based.

At present, there is no exported demand out of Rossendale by Rossendale RUFC and no clubs or teams from outside of Rossendale are identified as using provision within Rossendale from other local authorities.

Unmet/latent demand

Unmet demand is existing demand at clubs which is not able to access sufficient supply of pitches for match play or training. It is usually expressed, for example, where a team is already training but is unable to access a match pitch or where a league or club operates a waiting list. Consultation with Rossendale RUFC did not highlight any potential unmet demand.

Latent demand is demand that evidence suggests may be generated from the current population should they have access to more or better provision. As previously highlighted, Rossendale RUFC states it would look to develop a dedicated women's and girls' section if better quality ancillary provision was provided. In total, it states it would look to provide three junior girls teams and one senior ladies team.

Future demand

Future demand can be defined in two ways, through participation increases and using population forecasts.

Participation increases

Consultation with Rossendale RUFC did not raise any growth aspirations. The Club is keen to retain its current membership base and continue to provide three senior and a multiyear age offer for mini and junior rugby.

It is noted that the Club has the potential to operate an additional junior team at senior colts' level (U19) as this is a team it currently does not offer (but has done in the past). The RFU states it expects the Club will operate this team in the future through organic growth through its mini and junior programme. As such, future demand of one junior team is realistic for the Club.

ROSSENDALE BOROUGH COUNCIL PLAYING PITCH ASSESSMENT REPORT

Population increases

Team generation rates are used below as the basis for calculating the number of teams likely to be generated in the future based on population growth (2034).

Table 4.7: Team generation rates (2034)

Age group	Current population within age group	Current no. of teams	Team Generation Rate	Future population within age group	Predicted future number of teams	Additional teams that may be generated from the increased population
Senior Men's (19-45)	11,020	3	1:3673	11,048	3.0	0
Senior Women's (19-45)	11,491	0	0	10,959	0.0	0
Junior Boys (13-18)	2,499	5	1:500	2,740	5.5	0
Junior Girls (13-18)	2,360	0	0	2,655	0.0	0
Mini rugby mixed (7-12)	5,525	7	1:789	5,037	6.4	0

When TGRs are applied to Rossendale as a whole, it is not anticipated that there will be the growth of additional teams generated by increases to the population in Rossendale.

It is important to note that TGRs are based exclusively on current team numbers and do not account for specific targeted development work within certain areas or focused towards certain groups, such as coaching activity within schools linking to local clubs or specific RFU targets.

The RFU is focused on actively exploring opportunities to assist with the transition between late junior years and senior rugby with a specific focus on growing the senior game with the addition of adult teams (both men's and women's). This area has a strategic focus from the RFU and is being facilitated by encouraging casual play and midweek senior matches, along with O2 touch and cross pitch 7s. The RFU recognises the traditional reduction in participation numbers at this time and it is hoped that by addressing the decrease and offering alternative match times then clubs may be able to retain a larger number of players.

Future demand summary

On balance, there is not anticipated to be any future growth in the number of rugby union teams provided in Rossendale through population growth. That being said, the identified latent demand of three junior girls' teams and one senior ladies team in addition to the future demand of one junior team (identified by the RFU) will be considered in the final analysis alongside an assessment of additional demand for rugby from housing growth.

The Strategy Report will contain a Housing Growth Scenario that will estimate the additional demand for rugby union arising from housing development.

4.6: Capacity analysis

The capacity for pitches to regularly accommodate competitive play, training and other activity over a season is most often determined by quality. As a minimum, the quality and therefore the capacity of a pitch affects the playing experience and people's enjoyment of playing rugby. In extreme circumstances, it can result in the inability of a pitch to cater for all or certain types of play during peak and off-peak times.

ROSSENDALE BOROUGH COUNCIL PLAYING PITCH ASSESSMENT REPORT

To enable an accurate supply and demand assessment of rugby pitches, the following assumptions are applied to site by site analysis:

- ◀ All sites that are used for competitive rugby matches (regardless of whether this is secured community use) are included on the supply side.
- ◀ Use of school pitches by schools increases demand by one match equivalent session, unless school activity levels are known.
- ◀ All competitive play is on senior sized pitches (except for where mini pitches are provided).
- ◀ From U14 upwards, teams play 15 v15 and use a full pitch.
- ◀ Mini teams (U6-U12) play on half of a senior pitch i.e. two teams per senior pitch or a dedicated mini pitch. See RFU Age Grade Rugby Guidance for more details.
- ◀ For senior and youth teams the current level of play per week is set at 0.5 for each match played based on all teams operating on a traditional home and away basis (assumes half of matches will be played away).
- ◀ For mini teams playing on a senior pitch, play per week is set at 0.25 for each match played based on all teams operating on a traditional home and away basis and playing across half of one senior pitch.
- ◀ Senior men's rugby generally takes place on Saturday afternoons.
- ◀ Senior women's rugby generally takes place on Sunday afternoons.
- ◀ Junior rugby generally takes place on Sunday mornings.
- ◀ Mini rugby generally takes place on Sunday mornings.
- ◀ Training that takes place on club pitches is reflected by the addition of match equivalent sessions to current usage levels.

As a guide, the RFU has set a standard number of matches that each pitch should be able to accommodate, set out below.

Table 4.8: Pitch capacity (matches per week) based on quality assessments

		Maintenance		
		Poor (M0)	Adequate (M1)	Good (M2)
Drainage	Natural Inadequate (D0)	0.5	1.5	2
	Natural Adequate or Pipe Drained (D1)	1.5	2	3
	Pipe Drained (D2)	1.75	2.5	3.25
	Pipe and Slit Drained (D3)	2	3	3.5

Capacity is based upon a basic assessment of the drainage system and maintenance programme ascertained through a combination of the quality assessment and consultation. This guide, however, is only a very general measure of potential pitch capacity. It does not account for specific circumstances at time of use and it assumes average rainfall and an appropriate end of season rest and renovation programme.

The peak period

In order to fully establish actual spare capacity, the peak period needs to be established for all types of rugby. For senior teams, it is Saturday PM, as all senior men's teams play at this time, with senior women's teams playing on Sunday afternoons.

Peak time for mini and junior rugby is Sunday AM.

**ROSSENDALE BOROUGH COUNCIL
PLAYING PITCH ASSESSMENT REPORT**

Table 4.9: Capacity table for rugby pitches in Rossendale

Site ID	Site name	Analysis area	Community use?	Security of tenure	Number of pitches	Pitch type	Non-tech score	Quality rating	Floodlit?	Match equivalent sessions (per week)	Pitch Capacity (sessions per week)	Capacity rating	Comments
2	Alder Grange School	Rossendale Central	Yes – unused	Unsecure	1	Junior	M0/D0	Poor	No	0.5	0.5	-	At capacity with curricular use.
22	Haslingden High School	Rossendale West	Yes – unused	Unsecure	1	Junior	M0/D1	Poor	No	1.5	1.5	-	At capacity with curricular use.
30	Marl Pits	Rossendale Central	Yes	Secure	1	Senior	M2/D3	Good	No	1.5	3.5	2	First team pitch. Accommodates on average three matches per week (including colts and junior matches)
				Secure	1	Senior	M1/D2	Standard	Yes	5.25	2.5	2.75	Floodlit senior pitch. Heavily used midweek to accommodate all training demand, also used for competitive matches on Saturdays and Sundays.
				Secure	1	Senior	M1/D1	Standard	No	2	2	-	The pitch is primarily used to accommodate both senior and junior match play in addition to junior/mini training on weekends.
				Unsecure	2	Junior	M0/D0	Poor	No	-	0*	-	Pitches only considered to be usable during summer months and in the early stages of the rugby union season.

* The two junior pitches at Marl Pits are considered to be unusable for competitive match play or weekend training by Rossendale RUFC so potential capacity has been discounted on the basis the pitches are not used to accommodate formal rugby union demand.

ROSSENDALE BOROUGH COUNCIL PLAYING PITCH ASSESSMENT

Actual spare capacity

The next step is to ascertain whether or not any identified ‘potential capacity’ can be deemed ‘actual capacity’. There may be situations where, although a site is highlighted as potentially able to accommodate some additional play, this should not be recorded as spare capacity against the site. For example, a site may be managed to regularly operate slightly below full capacity to ensure that it can cater for a number of regular friendly matches and activities that take place but are difficult to quantify on a weekly basis.

Generally, pitches located at education and/or unsecure sites which are available for community use but are currently unused, are not considered to have actual spare capacity as security of use cannot be formally evidenced as guaranteed. This is the case at both Alder Grange School and Haslingden High School, although both pitches are played to capacity through current usage regardless.

Only one pitch in Rossendale has potential spare capacity, and this is the first team senior pitch at Marl Pits. Whilst the pitch has “potential” spare capacity, the pitch is not floodlit so cannot accommodate any midweek training demand, and it is also at capacity during the peak period for match play for both senior and junior rugby union, as such, this spare capacity is discounted. Therefore, there is no spare capacity identified on any rugby union pitch in Rossendale.

Overplay

One pitch in Rossendale is overplayed, this is by a total of 2.75 match equivalent sessions per week. Overplay is largely a result of concentrated midweek training demand.

4.4: Supply and demand analysis

Having considered supply and demand, the table below identifies the overall spare capacity in each of the analysis areas for senior rugby union pitches based on match equivalent sessions per week.

Future demand is identified by the RFU and equates to one junior boys’ team (0.5 match equivalent sessions) and latent demand is identified for four teams. This equates to a latent demand of two match equivalent sessions per week.

Table 4:10: Summary of supply and demand balance on senior rugby union pitches

	Actual spare capacity ²⁶	Demand (match equivalent sessions)			
		Overplay	Current total	Latent/future demand	Future total
Rossendale Central	-	2.75	2.75	2.5	5.25
Rossendale East	-	-	-	-	-
Rossendale West	-	-	-	-	-
Rossendale	-	2.75	2.75	2.5	5.25

As can be seen in the table above, there are clear shortfalls both now and in the future for rugby union provision in Rossendale.

²⁶ In match equivalent sessions

4.5: Conclusions

Overall, in Rossendale there is an insufficient supply of rugby union provision to cater for current levels of demand. When accounting for identified latent demand, shortfalls are exacerbated by two match equivalent sessions per week. In total, the current shortfall equates to 2.75 match equivalent sessions per week which grows to 5.25 match equivalent sessions when accounting for latent demand

The Strategy & Action Plan will explore sport specific scenarios to reduce and alleviate identified overplay at Marl Pits (Rossendale RUFC).

Rugby union summary

- ◀ **There is currently an insufficient level of rugby union provision in Rossendale.**
- ◀ **There is a current shortfall in Rossendale equating to 2.75 match equivalent sessions per week. Identified latent and future demand exacerbates the shortfall by 2.5 match equivalent sessions.**
- ◀ **Rugby union pitch supply:**
 - ◀ There is a total of seven rugby union pitches across three sites; as a breakdown this equates to three senior and four junior pitches.
 - ◀ All pitches are available for community use, although those at education sites are unused.
 - ◀ There are no WR compliant 3G pitches in Rossendale. Current demand does not warrant the need to develop a WR compliant pitch.
- ◀ **Rugby union pitch quality:**
 - ◀ In terms of quality, there is one good senior pitch in Rossendale, two standard senior pitches and four poor quality junior pitches.
- ◀ **Rugby union demand:**
 - ◀ Rossendale RUFC is the sole club operating in Rossendale. It operates with a total of 15 teams.
 - ◀ Rossendale RUFC has mixed tenure arrangements at Marl Pits. It is working towards gaining lease agreements on the two poor quality junior pitches to privately invest into drainage solutions to improve quality.
 - ◀ The clubhouse facility at Marl Pits is outdated and would benefit from a new boiler and a kitchen extension. The changing facilities are poor with highlighted issues with showers and heating.
- ◀ **Supply vs demand analysis:**
 - ◀ There is one overplayed pitch in Rossendale located at Marl Pits, it is overplayed by 2.75 match equivalent sessions per week.

ROSSENDALE BOROUGH COUNCIL PLAYING PITCH ASSESSMENT REPORT

PART 5: HOCKEY

5.1: Introduction

Hockey in England is governed by England Hockey (EH) and is administered locally by the Lancashire Hockey Association.

Competitive league hockey matches and training can only be played on sand filled, sand dressed or water based artificial grass pitches (AGPs). Although competitive, adult and junior club training cannot take place on third generation turf pitches (3G), 40mm pitches may be suitable for introductory level hockey, such as school curriculum low level hockey.

A typical artificial grass pitches pitch is constructed from a free draining, frost free sub-base, one or two tarmac layers, a 15mm shock pad and an artificial grass carpet, either sand filled, sand dressed or water based²⁷. Below is a brief summary of each type.

Sand filled artificial grass

On sand filled artificial grass the artificial grass fibres are infilled with sand. This is a low density durable carpet with sand infill to just below the pile for stability, these pitches are recommended for lower league hockey and more of a multi sports use rather than higher competitive hockey use.

Sand dressed artificial grass

The fibres on sand dressed artificial grass are much denser and therefore requires less sand to support the pile of the carpet and create stability. It is the most commonly used surface for hockey up to and including at a National level.

Water-based artificial grass

A very high density carpet with no sand infill which requires irrigation via a sprinkler system to maintain a layer of water on the pitch. The water provides low slide resistance and reduces the risk of abrasions caused by coarse sand.

Gen 2 artificial surfaces²⁸

England Hockey, the International Hockey Federation, European Hockey Federation, England Netball, the International Tennis Association and the Lawn Tennis Association partnered with Notts Sport to create a true multi-sport surface known as Gen 2. This pitch type offers a compromise on design specification as to suitably accommodate various sports such as tennis, netball, futsal and lacrosse in turn, allowing multi-sport use leading to greater sustainability.

For senior hockey teams, a full size pitch for competitive matches must measure at least 91.4 x 55 metres excluding surrounding run off areas which must be a minimum of two metres at the sides & three metres at the ends. EH preference is for four metre side and five metre end run offs, with a preferred overall area of 101.4 x 63 metres though a minimum overall area of 97.4 x 59 metres is accepted.

²⁷ For more detail, please refer to: [EH artificial pitch guidance.pdf](#)

²⁸ <http://www.englishockey.co.uk/page.asp?section=2596§ionTitle=Gen+2+Playing+Surface>

ROSSENDALE BOROUGH COUNCIL PLAYING PITCH ASSESSMENT REPORT

5.2: Supply

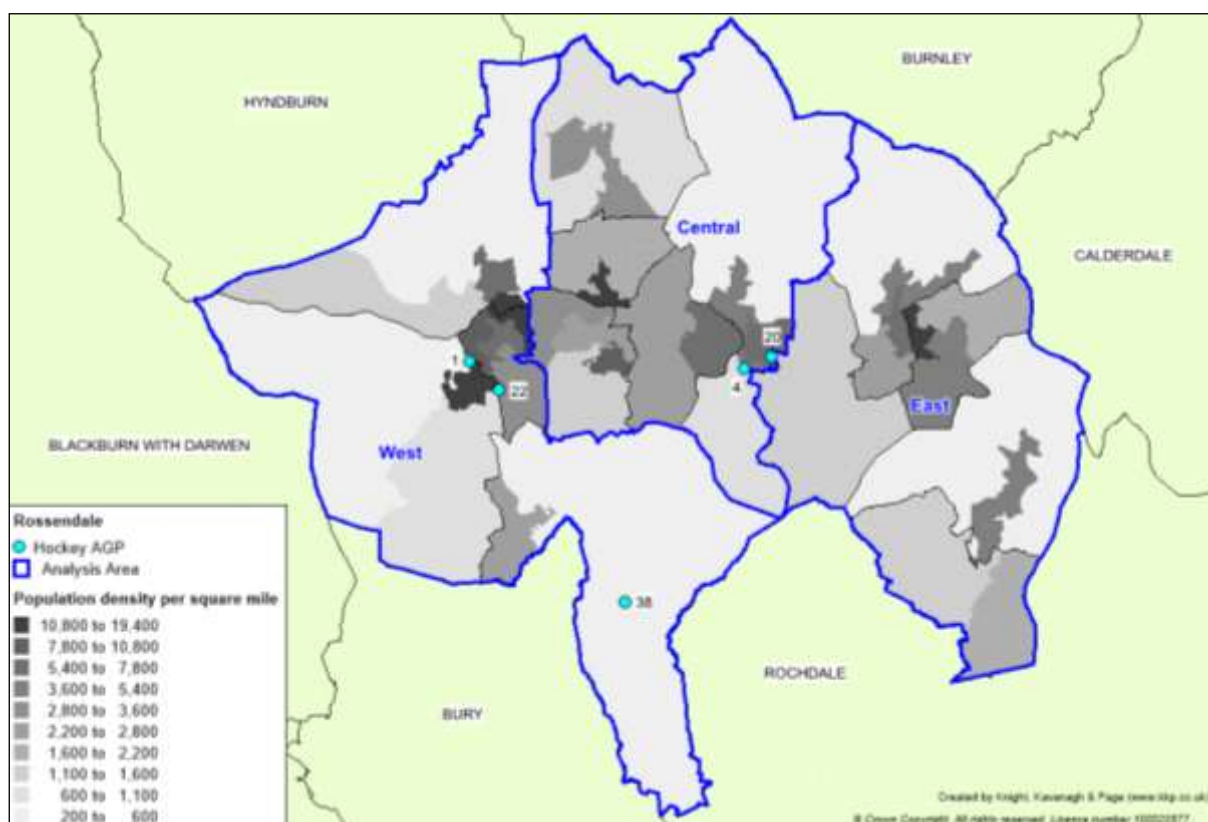
There are no full size hockey suitable AGPs in Rossendale, however, there are five small sided pitches spread across five sites. Two pitches are available for community use and three are not. Pitches which are unavailable for community use are located at Bacup & Rawtenstall Grammar School, Haslingden High School and Rossendale School. A summary of pitches is available in the table below.

Table 5.1: Hockey suitable provision in Rossendale

Site ID	Site name	Analysis area	No. of pitches	Surface type	Pitch size	Community use?
1	Adrenaline Centre	Rossendale West	1	Sand filled	45 x 30m	Yes
4	Bacup and Rawtenstall Grammar School	Rossendale Central	1	Sand filled	76 x 56m	No
20	Valley Leadership Academy	Rossendale Central	1	Sand filled	74 x 40m	Yes
22	Haslingden High School	Rossendale West	1	Sand filled	50 x 30m	No
38	Rossendale School	Rossendale West	1	Sand filled	22 x 22m	No

Figure 5.1 identifies all artificial grass pitches servicing Rossendale as identified in the table above.

Figure 5.1: artificial grass pitch locations



ROSSENDALE BOROUGH COUNCIL PLAYING PITCH ASSESSMENT REPORT

Availability

Sport England's Facilities Planning Model applies an overall peak period for artificial grass pitches of 34 hours per week (Monday to Thursday 17:00-21:00; Friday 17:00-19:00; Saturday and Sunday 09:00-17:00).

Both pitches which are available for community use at the Adrenaline Centre and the Valley Leadership Academy are available for community use are available within the full 34 hour peak period.

Ownership/management

The two pitches which are available for community use, located at the Adrenaline Centre and Valley Leadership Academy are managed by RLT and School Letting Solutions, respectively.

Quality

Taking the above into account, the quality of hockey suitable artificial grass pitches across Rossendale have been assessed via a combination of site visits (using non-technical assessments as determined by EH) and user consultation to reach and apply an agreed rating as follows:

- ◀ Good
- ◀ Standard
- ◀ Poor

The percentage parameters used for the non-technical assessments were as follows; Good (>80%), Standard (60-79%), Poor (<60%). The quality ratings assigned to the sites also consider the user quality ratings gathered from consultation.

Based on the above criteria, the quality of pitches in Rossendale is either standard or poor. Pitches located at the Valley Leadership Academy and Haslingden High School are poor with none having had major investment to improve surface quality in over ten years. Of particular note is the pitch at Haslingden High School which has recently been condemned for any curricular or community use by the School due to the surface being unfit for use.

The remaining pitches are standard quality with no significant issues found during the non-technical audit. A breakdown of pitch quality can be found below in Table 5.2.

Table 5.2: Quality summary

Site ID	Site name	Analysis area	No. of pitches	Surface type	Quality
1	Adrenaline Centre	Rossendale West	1	Sand dressed	Standard
4	Bacup and Rawtenstall Grammar School	Rossendale Central	1	Sand dressed	Standard
20	Valley Leadership Academy	Rossendale Central	1	Sand dressed	Poor
22	Haslingden High School	Rossendale West	1	Sand dressed	Poor
38	Rossendale School	Rossendale West	1	Sand dressed	Standard

ROSSENDALE BOROUGH COUNCIL PLAYING PITCH ASSESSMENT REPORT

5.3: Demand

The following table summarises the availability of both artificial grass pitches in Rossendale which are available for community use. In addition, it records the availability of provision within the peak period. Sport England's Facilities Planning Model (FPM) applies an overall peak period for AGPs of 34 hours a week (Monday to Thursday 17:00-21:00; Friday 17:00-19:00; Saturday and Sunday 09:00-17:00).

Table 5.3: 3G pitch demand summary

Site ID	Site	Number of pitches	Pitch size	Quality	Total number of hours available for community use during peak period	Bookings (per week)
1	Adrenaline Centre	1	Small sided (45 x 30m)	Standard	Weekdays: 18 hours Weekends: 16 hours	16 football clubs 4 commercial
20	Valley Leadership Academy	1	Small sided (74 x 40m)	Poor	Weekdays: 14 hours Weekends: 16 hours	No booking information provided. Consultation with School suggests use is minimum due to quality.

No pitches in the above table are used for either hockey training or for competitive matches and England Hockey reports that there is no identified community hockey demand locally. The current facility stock is used entirely for curricular purposes and for recreational football.

Latent demand

Latent demand is demand that evidence suggests may be generated from the current population should they have access to more or suitable provision. As there are no full size hockey facilities in Rossendale, all potential demand for competitive hockey must be exported outside of the area to competitively play.

The nearest club offering competitive and recreational hockey opportunities for Rossendale residents is Pendle Forest. The Club are based at Marsden Heights Community College in Nelson.

Converting sand-based AGPs to 3G

Since the introduction of 3G pitches and given their popularity for football, providers have seen this as a way of replacing their tired sand-based carpet and generating money from hiring out a 3G pitch to football clubs and commercial football providers. This has come at the expense of hockey, with players now travelling further distances to gain access to a suitable pitch and many teams being displaced from their preferred geographical area.

Due to its impact on hockey, it is appropriate to ensure that sufficient sand-based AGPs are retained for the playing development of hockey. To that end, a change of surface will require a planning application and, as part of that, the applicants will have to show that there is sufficient provision available for hockey in the locality. Advice from Sport England and EH should therefore be sought prior to any planning application being submitted.

ROSSENDALE BOROUGH COUNCIL PLAYING PITCH ASSESSMENT REPORT

It should also be noted that, if a surface is changed, it could require the existing floodlighting and drainage to be changed and, in some instances, noise attenuation measures may need to be put in place.

5.4: Conclusion

There is a clear need to improve the quality of existing sand dressed AGPs in Rossendale. However, given there is no reported current or future demand for community hockey to be played within the area, there could be an opportunity to explore converting some of these to 3G pitches to partially meet demand identified in Rossendale for football training.

Hockey summary

◀ Supply:

- ◀ There are no full size hockey suitable AGPs in the Rossendale, however, there are five small sided pitches provided across five sites. Of these, two are available for community use, three are not.

◀ Quality:

- ◀ Three small sided pitches are standard quality and two are poor quality.

◀ Demand:

- ◀ There is no identified demand for formal or recreational community hockey in Rossendale.

ROSSENDALE BOROUGH COUNCIL PLAYING PITCH ASSESSMENT REPORT

PART 6: CRICKET

6.1: Introduction

Lancashire Cricket Foundation serves as the governing and representative body for cricket in Rossendale. Its aim is to promote the game at all levels through partnerships with professional and recreational cricketing clubs, and other appropriate agencies. It is working in partnership with the ECB to deliver its refreshed strategy called 'Inspiring Generations' which was announced in January 2019.

Consultation

There are five cricket clubs identified as playing cricket in the Rossendale. All clubs were sent an online survey, of which, four clubs responded, totalling a response rate of 80%.

Table 6.1: Consultation summary

Club name	Responded?
Bacup CC	No
Edenfield CC	Yes
Haslingden CC	Yes
Rawtenstall CC	Yes
Stacksteads CC	Yes

6.2: Supply

There are five natural turf wicket squares in Rossendale spread across five sites. All squares are available for community use.

Table 6.2: Cricket square supply

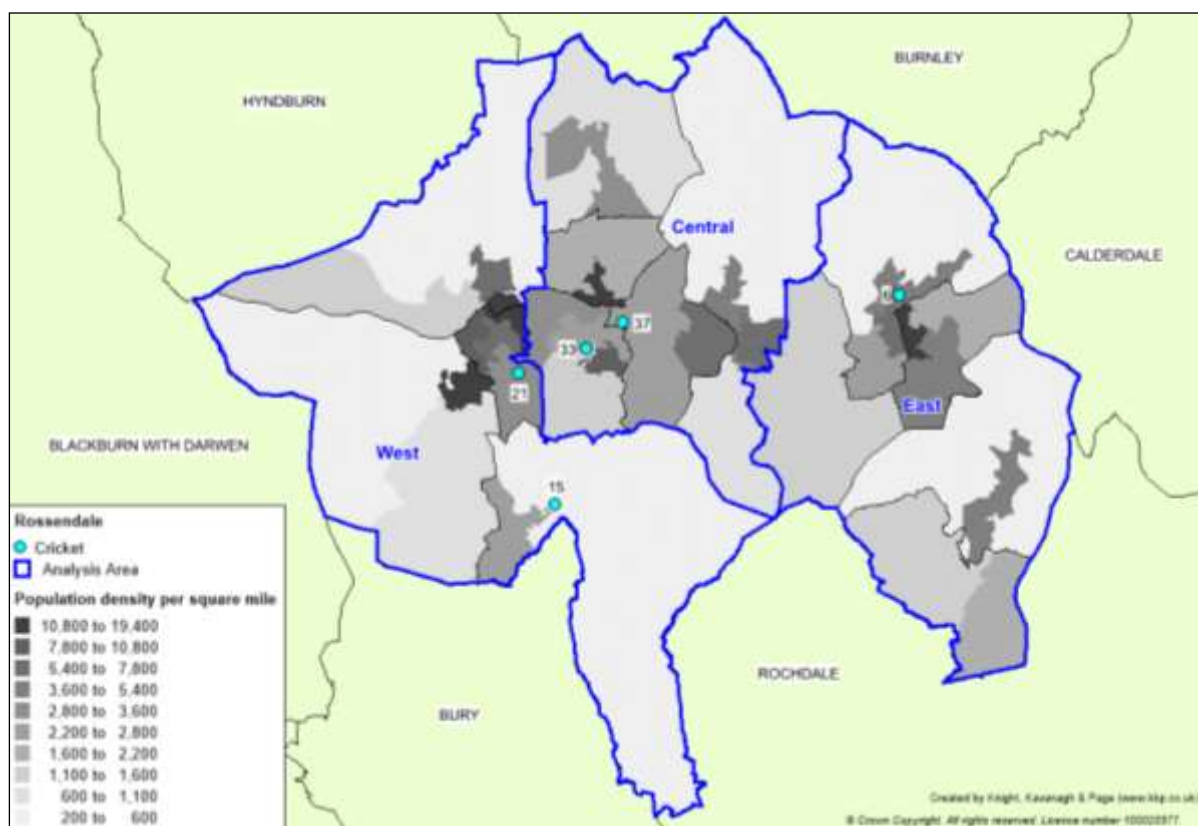
Site ID	Site	Analysis area	Community use?	No. of squares
6	Bacup CC	East	Yes	1
15	Edenfield CC	Central	Yes	1
21	Haslingden CC	Central	Yes	1
33	New Hall Hey Cricket Ground (Stacksteads CC)	West	Yes	1
37	Rawtenstall CC	West	Yes	1

In relation to the distribution of facilities across Rossendale, each analysis area has access to at least one natural turf cricket square. The East Analysis Area has one natural turf cricket square (Bacup CC) and there are two in both the central and west analysis areas.

Figure 6.1 identifies all cricket squares currently servicing Rossendale. For a key to the map, see Table 6.2.

ROSSENDALE BOROUGH COUNCIL PLAYING PITCH ASSESSMENT REPORT

Figure 6.1: Cricket square locations



Disused and lapsed provision

Playing fields which have previously accommodated formal pitch provision are categorised as either disused or lapsed. A disused site is a playing field which is not being used at all by any users and is not available for community hire either. Once these sites are disused for five or more years they will then be categorised as 'lapsed sites'.

There is one identified lapsed cricket ground in Rossendale located at Waterbarn Recreation Ground. The site was the former home to Stacksteads Cricket Club which relocated from the site to New Hall Hey Cricket Ground in 2012. The site is owned by a private landowner and has been sat dormant for the past eight years. The Club relocated to its new site due to increases in its rental agreement which were viewed as being unsustainable for long term use.

In addition to the above, there is a lapsed non-turf cricket wicket located at Marl Pits Leisure Centre on the second plateau located between a football and rugby union pitch. The non-turf wicket has not been actively used for over 10 years and has been covered with a concrete fill to ensure it does not become hazardous. Rossendale RUFC aspires to remove the wicket in its entirety to create more accessible space for its mini and junior club members.

Loss of provision

Land to the rear of Haslingden Cricket Club is identified for potential residential development in the Emerging Rossendale Local Plan. Allocation H52 identifies the land as being suitable for the development of 30 residential units. The land is currently unused playing field which is owned by the Club and has not been used to accommodate any level of cricket in recent times. It did formerly accommodate a single junior cricket wicket. The capital receipt from

ROSSENDALE BOROUGH COUNCIL PLAYING PITCH ASSESSMENT REPORT

development is proposed to be reinvested into the ancillary provision on site to bring it up to a good quality for current and future users.

Non-turf pitches (NTPs)

The ECB highlights that NTPs which follow its TS6 guidance²⁹ on performance standards are suitable for high level, senior play and are considered able to take 60 matches per season, although this may include training sessions via the use of mobile nets.

In Rossendale there are no standalone NTPs identified. There are, however, two NTPs which accompany existing cricket squares based at club sites, these are located at New Hall Hey Cricket Ground (Stacksteads CC) and Bacup Cricket Club.

Future provision

There are no identified plans to create new cricket provision in Rossendale.

ECB Ball Strike

Where there is either new cricket provision being put in place, or more commonly a development which may prejudice the use of the cricket facility, there is a requirement for a full ball strike risk assessment to be undertaken and appropriate mitigation put in place as part of the development. As such, the ECB recommends that the clubs and organisations seek to have a ball strike risk assessment undertaken; further information can be provided by the ECB.

None of the responding cricket clubs in Rossendale report issues relating to ball strike.

Security of tenure

The table below shows the tenure arrangement of cricket clubs in Rossendale. Based on feedback from consultation, all responding clubs are considered to have secure tenure over the lifespan over the PPS (and beyond for those which have freehold).

Bacup CC was unresponsive to consultation attempts but the Lancashire Cricket Foundation has confirmed it has freehold of its site.

Table 6.3: Club tenure arrangements

Site ID	Site name	Club	Tenure arrangement
6	Bacup CC	Bacup CC	Freehold
15	Edenfield CC	Edenfield CC	Freehold
21	Haslingden CC	Haslingden CC	Freehold
33	New Hall Hey Cricket Ground	Stacksteads CC	5 year lease from RBC
37	Rawtenstall CC	Rawtenstall CC	Freehold

Pitch quality

The quality of cricket pitches has been assessed via a combination of site visits (using non-technical assessments as determined by the ECB) and user consultation to reach and apply an agreed rating as follows:

- ◀ Good

²⁹ <https://www.ecb.co.uk/be-involved/club-support/club-facility-management/surface-types>

ROSSENDALE BOROUGH COUNCIL PLAYING PITCH ASSESSMENT REPORT

- ◀ Standard
- ◀ Poor

The percentage parameters used for the non-technical assessments were as follows; Good (>80%), Standard (50-79%), Poor (<49%).

Maintaining high pitch quality is the most important aspect of cricket; if the wicket is poor, it can affect the quality of the game and can, in some instances, become dangerous. As an example, if a square is poor quality, a ball can bounce erratically on a wicket and become a danger to nearby players.

The non-technical assessment of community available grass wicket squares found three squares to be good quality and two squares to be standard. No squares were identified as being poor quality through the non-technical audit.

Table 6.4: Quality ratings for community available grass wicket squares (site by site)

Site ID	Site	No. of squares	Square quality
6	Bacup CC	1	Good
15	Edenfield CC	1	Standard
21	Haslingden CC	1	Good
33	New Hall Hey Cricket Ground	1	Standard
37	Rawtenstall CC	1	Good

Through consultation, clubs were asked if they had any specific comments to raise in relation to their facilities. Three clubs provided comments as detailed in the table below.

Table 6.5: Club feedback

Site ID	Site	Club	Club comments
15	Edenfield CC	Edenfield CC	The outfield is becoming more uneven year on year.
21	Haslingden CC	Haslingden CC	We have recently employed a full time groundsman and have spent over £10,000 on improving drainage on the site.
37	Rawtenstall CC	Rawtenstall CC	New residential properties near to the Club have altered the water table which has consequently led to an increase in water pouring down the terracing and the club's outfield. This has negatively affected outfield quality and has damaged terracing.

To obtain a full technical assessment of wicket and pitches, the ECB recommends a Performance Quality Standard (PQS) assessment. The PQS looks at a cricket square to ascertain whether the pitch meets the Performance Quality Standards, which are benchmarked by the Grounds Maintenance Association.

Table 6.6: Performance Quality Standard Ratings

Quality rating	Details
Premier (High)	Where the surface is intended for Premier League play, with those within the top quartile capable of holding minor county and 1st class one day matches. May include some of the better schools and university pitches.
Club (Standard)	A Club pitch suitable for league, school and junior cricket.

ROSSENDALE BOROUGH COUNCIL PLAYING PITCH ASSESSMENT REPORT

Quality rating	Details
Basic	An acceptable level suitable for recreational cricket and where the surface is designed and maintained within tight financial limitations such as local authorities.
Unsuitable	This is where the surface is deemed unfit or unsafe for play.

Clubs can contact the ECB to arrange for a pitch advisor to complete three different reports (comprehensive/mini/verbal) that vary in cost. A fully comprehensive report includes soil testing and guidance on machinery and corrective procedures, a mini report includes guidance on machinery and corrective procedures and a verbal report is a spoken version of a mini report.

Ancillary facilities

Ancillary facility rating is primarily influenced by the type of amenities which are available on a site and their quality, such as a clubhouse, changing rooms, showering provision, car parking, dedicated umpire, spectator facilities and boundary fencing.

Three poor quality changing pavilions have been identified at three club sites. It is also noted that Stacksteads CC does not have access to a dedicated clubhouse facility as per all other cricket clubs in Rossendale.

The changing facilities at New Hall Hey Cricket Ground (Stacksteads CC), Rawtenstall CC, Haslingden CC and Bacup CC are all poor quality. All four facilities are broadly in the same state in that the buildings are old, outdated constructs with obvious signs of wear and tear. None meet modern requirements set out in the ECB's TS5 guidance³⁰. The table below highlights ancillary quality on a site by site basis.

Table 6.7: Site by site breakdown of ancillary quality

Site ID	Site	Club	Clubhouse quality	Changing pavilion quality
6	Bacup CC	Bacup CC	Good	Poor
15	Edenfield CC	Edenfield CC	Standard	Standard
21	Haslingden CC	Haslingden CC	Standard	Poor
33	New Hall Hey Cricket Ground	Stacksteads CC	-	Poor
37	Rawtenstall CC	Rawtenstall CC	Good	Poor

Training facilities

Access to cricket nets is important, particularly for pre-season/winter training to enable clubs to promote development of its players. Of all responding clubs, Rawtenstall CC is the only one which highlight a need for additional facilities, specifically, it states a need for a mobile net cage to allow it to increase its ability to accommodate its senior and junior demand.

6.3: Demand

Traditionally, the English cricket season runs between late march and early September each year. In 2020, as a result of the Covid-19 pandemic, the cricket season was curtailed with no cricket played until 11th July. As a consequence, a total of four months of cricket activity was lost in the 2020 season. Once the season resumed, all clubs in Rossendale played cricket in reduced league format competitions.

³⁰ <https://www.ecb.co.uk/be-involved/club-support/club-facility-management>

ROSSENDALE BOROUGH COUNCIL PLAYING PITCH ASSESSMENT REPORT

The forthcoming summary of teams is based on participation in the 2020 season. However, demand information from the 2019 season has been used in the pitch capacity analysis (Table 6.10) and then compared to that of the 2020 season to give a more accurate picture of 'normal' demand for cricket in Rossendale.

It is currently unknown what the future impact of Covid-19 and the lockdown will have on future cricket participation. Therefore, it is acknowledged that as part of the PPS Stage E monitoring process, the review of data/documents should ensure that any recommendations made are still accurate based on future levels of supply and demand.

During 2020 season, five clubs competed in Rossendale generating 32 teams. As a breakdown, this equates to 14 senior men's and 18 junior boys' teams as seen below. There are no recorded senior women's or junior girls' teams identified in Rossendale. No teams are identified as folding or not participating in 2020 when demand data is compared to 2019.

Table 6.8: Summary of teams (2020)

Club name	No. of competitive teams			
	Senior men's	Senior women's	Junior boys'	Junior girls'
Bacup CC	3	-	5	-
Edenfield CC	3	-	3	-
Haslingden CC	3	-	5	-
Stacksteads CC	2	-	-	-
Rawtenstall CC	3	-	5	-
Rossendale	14	-	18	-

All senior teams compete in ECB affiliated league structures. Bacup, Haslingden and Rawtenstall cricket clubs compete in the Lancashire League, Edenfield CC compete in the Greater Manchester League and Stacksteads CC in the Ribblesdale Cricket League. Most junior teams complete in either the Lancashire Junior League or Greater Manchester and Ribblesdale Leagues (in line with their senior counterparts).

Participation levels across most clubs is strong. The smallest club (in terms of participation) is Stacksteads CC which provides two senior men's teams. It is the only club in Rossendale which does not have a junior section, it is, however, located a short (three minute) drive time from Rawtenstall CC which boasts a very successful junior section and it will be unlikely to develop one in such close proximity to another well-established club. The remaining clubs all operate three senior men's and multiple junior teams.

Clubs which operate with a small number of senior teams should be monitored to ensure that they do not fold in the future, with support offered (where possible) to sustain participation. In this instance, Stacksteads CC stands out as being a potential club to monitor.

All Stars Cricket

In partnership with the ECB and Chance to Shine cricket clubs can register to become an ECB All Stars Cricket Centre. Once registered, a club can deliver the programme which aims to introduce cricket to children aged from five to eight. Subsequently, this may lead to increased interest and demand for junior cricket at clubs.

The programme seeks to achieve the following aims:

- ◀ Increase cricket activity for five to eight year olds in the school and club environment
- ◀ Develop consistency of message in both settings to aid transition

ROSSENDALE BOROUGH COUNCIL PLAYING PITCH ASSESSMENT REPORT

- ◀ Improve generic movement skills for children, using cricket as the vehicle
- ◀ Make it easier for new volunteers to support and deliver in the club environment
- ◀ Use fun small sided games to enthuse new children and volunteers to follow and play the game

Three clubs are registered All Stars Centres in Rossendale, these are; Bacup CC, Haslingden CC and Rawtenstall CC. As a result of the Covid-19, All Stars Cricket was cancelled at each club site in 2020. It is likely all three centres will resume in 2021 in line with the beginning of the new cricket season.

The ECB has also launched Dynamos Cricket, a new programme to inspire kids aged 8-11 to play cricket. Dynamos Cricket is the latest launch by the ECB, building on the existing All Stars programme for 5-8-year-olds. Participants will continue to develop their skills and be introduced to a countdown style of cricket match. No clubs in Rossendale are identified as currently being registered centres for Dynamos Cricket.

Softball cricket

Softball cricket is an ECB initiative aimed at women and girls to increase participation in cricket as a sport. The aim of softball cricket sections are enjoyment and participation; without pads, a hardball, a heavy bat and limited rules. Sessions follow a festival format with each session running for a maximum of two and half hours, shorter than traditional formats. Playing equipment is supplied by festival organisers, with all participants provided with a t-shirt for taking part.

Each match consists of two teams of six to eight people, with everyone having an opportunity to bat and bowl. Each team bats once, with a pair of batters facing two or three overs. Batters are dismissed in traditional ways, but bowling can be either overarm or underarm, depending on the bowler's preference. Each batting team starts with a score of 200 runs, with runs added to this total by running between the wickets or by hitting the ball to a boundary. Two runs are added to the total for each wide ball; whilst five runs are removed when a batter is out.

There are no specific Softball cricket opportunities in the Rossendale. However, Haslingden CC has taken steps towards the introduction of a Women's & Girls offer, having held a festival in 2019 and showing an interest in developing their women's and girls' offering through both a Womens and a Girls team for 2020, so expect this to be picked back up for 2021.

Consultation with the Lancashire Cricket Foundation also confirms that Bacup CC is similarly striving to develop a women's and girls offering.

Last Man Stands

Last Man Stands (LMS) is a social outdoor eight-a-side T20 cricket game is played midweek, lasts approximately two hours and is generally played on non-turf wickets. All eight wickets are required to bowl a team out so when the seventh wicket falls, the 'Last Man Stands' on his own. This shorter format of the game has encouraged more people to participate in the sport and is increasing in popularity.

There are currently no LMS leagues operating in Rossendale. The nearest is in Bolton and is unlikely to realistically service any form of cricket demand from Rossendale. To that end, there is also no midweek senior cricket identified in Rossendale. This may present future opportunities for growth.

Cricket Playing Survey

ROSSENDALE BOROUGH COUNCIL PLAYING PITCH ASSESSMENT REPORT

The ECB's most recent Cricket Playing Survey (2019³¹) identifies:

- ◀ A 1.2% increase in player numbers between 2018 and 2019.
- ◀ Of the 822,000 players nationally, 229,000 are 'core' players (playing at least 12 weeks per season), 353,000 are 'occasional' players (playing between three and 11 weeks per season) and 238,000 are 'cameo' players (playing once or two weeks per season).
- ◀ 81.4% of completed fixtures were played in 2019, 5.4% of completed fixtures were abandoned and 7.5% of completed fixtures were cancelled.
- ◀ Compared to 2018, conceded fixtures decreased by 15% to 5.7% of completed fixtures and short sided games also decreased by 11% in 2019 v 2018 to 11.7% of completed fixtures.

Exported/imported demand

Exported demand refers to Rossendale based teams that are currently accessing pitches outside of the local authority for their home fixtures, normally because their pitch requirements cannot be met, which is usually because of pitch supply, in some cases quality issues or stipulated league requirements for access to certain facilities. Likewise, imported demand refers to clubs from outside of Rossendale accessing provision inside Rossendale for similar reasoning. There is no identified exported or imported demand for cricket facilities in or outside of Rossendale.

Latent demand

Latent demand is defined as the number of additional teams that could be fielded if access to a sufficient number of outdoor sports facilities (and ancillary provision) was available, whereas exported and imported demand refers to those that are playing outside of their local authority area. There is no identified latent demand in Rossendale.

Future demand

Future demand can be defined in two ways, through participation increases and using population forecasts.

The ECB's strategy 'Inspiring Generations' was announced in January 2019. It further supports the growth of cricket in England and Wales between 2020 and 2024. It has six key priorities and activities including transforming women's and girls' cricket to increase the representation of women in every level of cricket.

Participation increases

Haslingden and Rawtenstall cricket clubs highlight aspirations to increase the current number of teams they currently operate. Consultation with the Lancashire Cricket Foundation identifies that potential growth at Haslingden CC will likely be matched at Bacup CC and therefore additional growth has been added to account for this. In total,

Table 6.8: Cricket club growth aspirations

Club	Analysis area	Identified future demand				
		Senior men	Senior ladies	Junior boys	Junior girls	Total
Haslingden CC	West	-	1	-	1	2
Bacup CC	East	-	1	-	1	2

³¹ The source of the above data is Play-Cricket.com and reflects club and league cricket only (for example doesn't include Women's Soft Ball Cricket, or junior cricket).

ROSSENDALE BOROUGH COUNCIL PLAYING PITCH ASSESSMENT REPORT

Club	Analysis area	Identified future demand				
		Senior men	Senior ladies	Junior boys	Junior girls	Total
Rawtenstall CC	Central	-	-	2	-	2
Rosendale		-	2	2	2	6

Population forecasts

Team generation rates are used below as the basis for calculating the number of teams likely to be generated in the future (2034) based on population growth. When team generation rates are applied across Rosendale, ONS population increases do not forecast the creation of any new teams being created.

Table 6.9: Team generation rates (2034)

Age group	Current population within age group	Current no. of teams	Team Generation Rate ³²	Future population within age group	Predicted future number of teams	Additional teams that may be generated from the increased population
Senior Men's (18-55)	16,836	14	1:1203	16,158	13.4	0
Senior Women's (18-55)	17,309	0	1:0	16,368	0.0	0
Junior Boys (7-18)	5,310	18	1:295	5,331	18.1	0
Junior Girls (7-18)	5,074	0	1:0	5,099	0.0	0

Although no women and girls' teams are predicted to be created via population growth alone, consultation with the ECB suggests that further development of female cricket in Rosendale is likely as it is currently a national priority to increase women and girls participation.

It is important to acknowledge that whilst team generation rates project team growth as a factor of population and existing teams, there are plans and strategies to increase the number of teams at some formats beyond what current trends suggest, due to a desire to change such trends.

For example, female growth at women's and girls' age groups is minimal, however, there are planned increases in activity around female participation through both All Stars Cricket and Dynamos Cricket which are likely to reflect in growth above levels shown through team generation rates.

Future demand summary

As anticipated growth in cricket through population increases is not expected, future demand will be assessed using club aspirations which have been identified. As a reminder, this equates to two senior ladies' team and two junior boys and two junior girls' teams.

The Strategy will contain a Housing Growth Scenario that will estimate the additional demand for cricket arising from housing development.

Peak time demand

An analysis of match play identifies peak time demand for senior cricket as Sunday, with most teams playing at this time (nine teams). The remaining five senior teams play on Saturdays.

³² Please note TGR figures are rounded up to the nearest whole number.

ROSSENDALE BOROUGH COUNCIL PLAYING PITCH ASSESSMENT REPORT

For junior cricket, peak time demand is midweek, with all clubs' youth sections playing between Monday and Friday (and occasional Sundays before senior matches). As a result, squares have greater capacity to carry junior demand as play can be spread across numerous days (providing the squares are not overplayed).

6.4: Capacity analysis

Capacity analysis for cricket is measured on a seasonal rather than weekly basis. This is due to playability (i.e. only one match is generally played per square per day at weekends or weekday evening). Wickets are rotated throughout the season to reduce wear and allow repair. Therefore, it is more accurate to assess capacity seasonally rather than weekly. The capacity of a square to accommodate matches is driven by the number and quality of wickets. This section presents the current square stock available for cricket and illustrates the number of competitive matches per season per square.

As a guide, The ECB has set a standard number of matches that each grass wicket pitch type should be able to accommodate without adversely affecting its current quality (pitch capacity). Taking into consideration the guidelines on capacity the following was concluded:

Adult wickets		Junior wickets	
Pitch quality	Matches per week	Pitch quality	Matches per week
Good	5	Good	7
Standard	4	Standard	4
Poor	0	Poor	0

To help calculate square capacity, the ECB suggests that a good quality natural turf wicket should be able to take five matches per season per natural turf wicket (adults). This information is used to allocate capacity ratings as follows:

Potential capacity	Play is below the level the site could sustain
At capacity	Play matches the level the site can sustain
Overused	Play exceeds the level the site can sustain

ROSSENDALE BOROUGH COUNCIL PLAYING PITCH ASSESSMENT REPORT

For the purposes of the analysis, demand data from the 2019 season has been used to give a more accurate representation of local cricket. Due to the curtail of the cricket season in 2020 (due to Covid-19), cricket activity in Rossendale has been on average reduced by 70% at Bacup, Haslingden and Rawtenstall cricket clubs and 60% at Stacksteads and Edenfield cricket clubs when compared to 2019 figures. It is noted that no teams at both senior and junior level have folded because of the pandemic, but participation, has been deeply impacted.

Table 6.10: Capacity of cricket squares

Site ID	Site name	Analysis area	Site users	Security of tenure	Community use?	No. of squares	Pitch quality	No. of adult grass wickets	No. of junior grass wickets	Recommended ECB capacity (sessions per season)	Actual play (sessions per season) 2020 season	Actual play (sessions per season) 2019 season	Capacity rating (sessions per season)	Potential spare capacity for senior Saturday cricket?	Potential spare capacity for senior Sunday cricket?	Potential spare capacity for midweek junior cricket?
6	Bacup CC	East	Bacup CC	Secure	Yes	1	Good	20	-	100	16	72	28	Yes	No	Yes
15	Edenfield CC	Central	Edenfield CC	Secure	Yes	1	Standard	12	-	48	17	40	8	No	Yes	Yes
21	Haslingden CC	Central	Haslingden CC	Secure	Yes	1	Good	19	-	95	20	66	29	Yes	No	Yes
33	New Hall Hey Cricket Ground	West	Stacksteads CC	Secure	Yes	1	Standard	10	-	40	9	24	16	Yes	No	Yes
37	Rawtenstall CC	West	Rawtenstall CC	Secure	Yes	1	Good	9	4	73 (45 senior) (28 junior)	18	60	13	Yes	No	Yes

ROSSENDALE BOROUGH COUNCIL PLAYING PITCH ASSESSMENT REPORT

Spare capacity

A square is only considered to have actual spare capacity if it is available for further usage at peak time. For senior cricket, peak time is Sunday as this is when most demand exists. As only one match can be played on each square per day, only two Sunday teams can be assigned to play home matches on one square (based on matches being played on an alternate home and away basis). As such, if a square has two Sunday teams already playing home fixtures on it, no actual spare capacity is perceived to exist for additional senior usage. If one or no teams are playing on a square on a Sunday, and it has overall capacity, actual spare capacity for senior demand is generally identified.

Notwithstanding the above, there may be situations where, although a site is highlighted as potentially able to accommodate some additional play, this should not be recorded as actual spare capacity against the site. For example, a site may be managed to operate slightly below full capacity to ensure that it can cater for a number of regular training sessions, or to protect the quality of the site.

As such, one site is considered to have actual spare capacity in the peak period for senior cricket, this is located at Edenfield CC. Based on current demand at the site, there is the potential for one additional Sunday cricket team to access the site for competitive matches.

For junior cricket, all squares with spare capacity have actual spare capacity for an increase in demand. This is because junior matches are generally played during midweek, where matches can be spread across numerous days, meaning capacity is not limited to two teams. Moreover, where there is the of NTPs, this provides further capacity that is generally not available to senior demand.

For a square to have actual spare capacity for junior cricket, it must not be poor quality, have secure tenure, not be overplayed or have more than five match equivalent sessions of spare capacity as this is the average number of matches an additional junior team would play. Furthermore, a square is not considered to have capacity for an increase in demand if it is already used by six midweek teams or more as availability is then assumed to be limited (on average, clubs are able to play junior fixtures on three nights per week, with other nights reserved for other activity such as All Stars).

Table 6.11: Spare capacity summary of junior cricket

Site ID	Site name	Analysis area	No. of squares	Actual spare capacity (MES)	Number of additional team that could be accommodated
6	Bacup CC	East	1	28	1 x team
15	Edenfield CC	Central	1	8	1 x team
21	Haslingden CC	Central	1	29	1 x team
33	New Hall Hey Cricket Ground	West	1	16	3 x teams
37	Rawtenstall CC	West	1	13	2 x teams

In relation to junior cricket, all sites are considered to have capacity to accommodate additional match play. As junior cricket is predominately played midweek or Sundays, there is more scope to accommodate this demand on various dates.

ROSSENDALE BOROUGH COUNCIL PLAYING PITCH ASSESSMENT REPORT

When looking at clubs on an individual basis, both Bacup and Haslingden cricket clubs already operate five junior teams so can in theory only grow by one more team (relative to midweek access and Sunday play). That being said, in practise, both clubs have the capacity accommodate more cricket. There are eight match sessions of spare capacity at Edenfield CC so it can comfortably accommodate one team if it decides to do so in the future (although no future demand for cricket is identified). New Hall Hey Cricket Ground (Stacksteads CC) could in theory accommodate three junior teams, although this is unlikely to be created as the Club has no intention of developing junior cricket on site. Rawtenstall CC has capacity to accommodate a further two junior teams (which aligns to its future growth aspiration).

Overplay

Overplay translates to a site accommodating more demand than it can sustain. While it is possible to sustain certain minimal levels of overplay providing that a regular, sufficient maintenance regime is in place, a resolution is recommended to ensure that there is no detrimental effect on quality over time.

In Rossendale, no sites are overplayed. Each has potential spare capacity for additional demand.

6.5: Supply and demand analysis

Consideration must be given to the extent in which provision can accommodate current and future demand.

The table below looks at actual spare capacity during the peak period (Sunday) for senior cricket as well as senior demand on Saturday to give a reflective view of the supply and demand balance in Rossendale. Future demand is based on club aspirations; with population growth predicting relatively no growth, it is considered that such demand will be absorbed via club-driven increases in participation. In total, future demand for senior cricket equates to the potential growth of two senior women's team as stated by Haslingden CC and as suggested for Bacup CC, by the Lancashire Cricket Foundation.

For this, please note that actual spare capacity is converted from squares to match equivalent sessions. This is calculated by using the average number of matches played per season by senior teams (12) multiplied by the number of additional teams that can be fielded at peak time (one team per 0.5 squares that are available). The entirety of spare capacity available at each site is not used as this number of matches may not be able to be accommodated at peak time (the maximum amount of spare capacity that can be accommodated on one square at peak time is 24 match equivalent sessions). Any remaining spare capacity could be used outside of this (midweek or Sunday).

Similarly, match equivalent sessions for future demand are based on the average number of matches played per season by the respective team type. As there are no established women's teams in Rossendale to use as an average, a blanket figure of eight has been used which is alike to teams in neighbouring authorities. Future demand for women's cricket has been attributed to match play on Saturdays to contrast to peak time for men's cricket being on Sundays.

ROSSENDALE BOROUGH COUNCIL PLAYING PITCH ASSESSMENT REPORT

Table 6.12: Supply and demand analysis of cricket squares for senior Sunday cricket

Analysis area	Actual spare capacity (sessions per season)	Demand (match sessions)			
		Overplay	Current total	Future demand	Total
East	-	-	-	-	-
Central	-	-	-	-	-
West	12	-	12	-	12
Rossendale	12	-	12	-	12

The analysis identifies that there is currently spare capacity for senior cricket on Sundays in Rossendale with this aligned to Edenfield CC. No future demand is identified by any clubs responding to consultation for peak time cricket.

Similarly to above, the analysis for Saturday cricket is detailed below. It highlights that there is spare capacity at all sites in Rossendale, except for Edenfield CC (which has a peak time demand of Saturday for senior cricket). Future demand aspirations of a senior women's team by Haslingden CC and Bacup CC is accounted for and as can be seen, can be accommodated at the each site.

Table 6.13: Supply and demand analysis of cricket squares for senior Saturday cricket

Analysis area	Actual spare capacity (sessions per season)	Demand (match sessions)			
		Overplay	Current total	Future demand	Total
East	12	-	12	8	4
Central	12	-	12	8	4
West	24	-	24	-	24
Rossendale	48	-	48	16	32

Junior cricket capacity balance

As highlighted in Table 6.11, all sites in Rossendale have capacity to accommodate increased levels of junior demand. When accounting for potential future demand expressed by Haslingden CC (one junior team) and Rawtenstall CC (two junior teams) both sets of potential demand increases can be accommodated on each of the individual club sites.

Covid-19 impact on junior cricket

It is acknowledged that limited All Stars activity programmed for 2020 was undertaken in Rossendale as a result of Covid-19. It is currently unknown what the future impact will be on participation for junior cricket in Rossendale and therefore, it is acknowledged that as part of the PPS Stage E process, the review of demand data should ensure that any recommendations made are still accurate based on future levels of demand generated through ECB participation programmes.

6.6: Conclusion

In conclusion, based on current demand levels, there is sufficient capacity to accommodate existing demand for cricket provision. While demand levels are suitably accommodated, with no overplay identified. For junior cricket, it is clear that there is sufficient capacity both now and, in the future, to accommodate demand, with most sites having the potential to accommodate additional midweek demand.

ROSSENDALE BOROUGH COUNCIL PLAYING PITCH ASSESSMENT REPORT

It is noteworthy that whilst there are no capacity issues identified, that there are poor quality changing pavilions located at 80% of all cricket clubs in Rossendale with clubs such as Rawtenstall CC and Edenfield CC also highlighting issues relating to worsening pitch quality.

Cricket summary

- ◀ **There is a sufficient supply of cricket provision in Rossendale to accommodate both current and anticipated future levels of demand.**
- ◀ **Cricket square supply:**
 - ◀ There are five natural turf wicket squares in Rossendale spread across five sites. All squares are available for community use.
 - ◀ There is one identified lapsed cricket ground in Rossendale located at Waterbarn Recreation Ground. There is also a lapsed non-turf wicket located at Marl Pits Sports Centre.
 - ◀ Land to the rear of Haslingden Cricket Club is identified for potential residential development in the Emerging Rossendale Local Plan. Allocation H52 identifies the land as being suitable for the development of 30 residential units.
- ◀ **Cricket quality:**
 - ◀ The non-technical assessment of community available grass wicket squares found three squares to be good quality and two squares to be standard. No squares were identified as being poor quality through the non-technical audit.
 - ◀ The changing facilities at New Hall Hey Cricket Ground (Stacksteads CC), Rawtenstall CC, Haslingden CC and Bacup CC are all poor quality.
- ◀ **Affiliated demand:**
 - ◀ There are five clubs competing in Rossendale generating 32 teams. As a breakdown, this equates to 14 senior men's and 18 junior boys' teams as seen below. There are no recorded senior women's or junior girls' teams identified in Rossendale.
 - ◀ Future demand aspirations by clubs equates to two senior women's teams, two junior boys teams and two junior girls teams.
- ◀ **Supply vs demand analysis conclusions:**
 - ◀ In conclusion, based on current demand levels, there is sufficient capacity to accommodate existing demand for cricket provision. While demand levels are suitably accommodated, with no overplay identified. For junior cricket, it is clear that there is sufficient capacity both now and, in the future, to accommodate demand, with most sites having the potential to accommodate additional midweek demand.

ROSSENDALE BOROUGH COUNCIL PLAYING PITCH ASSESSMENT REPORT

PART 7: BOWLS

7.1: Introduction

All bowling greens in Rossendale are crown greens. The British Crown Green Bowling Association (BCGBA) is the national governing body for the sport. BCGBA is responsible for ensuring the effective governance for the sport across the Country.

Consultation

There are 11 bowling clubs identified as playing bowls in Rossendale. Most clubs compete within the Rossendale Parks Bowling League which offers an opportunity for clubs to play within a local league format competition. Several attempts were made to engage with Rossendale Parks Bowling League and its member clubs but attempts were unsuccessful. This may be as a result of Covid-19, as it is unclear how much play has taken place this year.

7.2: Supply

There are 13 bowling greens in Rossendale, located across 12 sites, all of which, are available for community use. The distribution of bowling greens is even in the East and West analysis areas with five greens located in each area (38% of provision per analysis area). The Rossendale Central Analysis Area has the least provision with three greens (23% of total provision).

Table 7.1: Bowling green supply

Site ID	Site name	Analysis area	Community use?	Number of greens	Green type
54	Whittaker Park	Central	Yes	1	Crown
57	Festival Park	East	Yes	1	Crown
58	Gaghills Bowls Club	Central	Yes	1	Crown
59	Greenfield Gardens	West	Yes	1	Crown
60	Rose & Bowls Stacksteads	East	Yes	1	Crown
61	Stubbylee Park	East	Yes	2	Crown
62	The Birches Hotel	East	Yes	1	Crown
63	Victoria Park	West	Yes	1	Crown
64	Worsley Park	West	Yes	1	Crown
66	CPA Social Club	Central	Yes	1	Crown
67	Haslingden Bowls Club	West	Yes	1	Crown
68	Sunnybank Social Club (Helmshore)	West	Yes	1	Crown

Lapsed/disused bowling greens

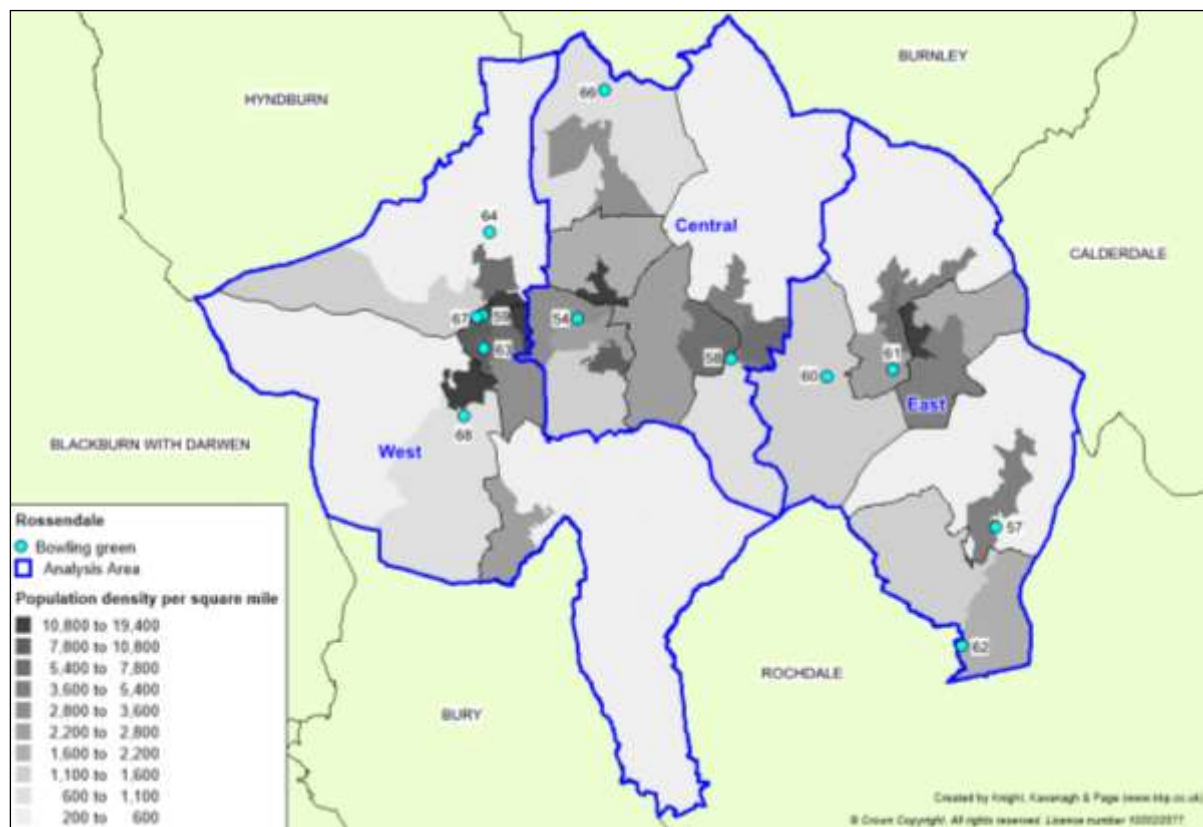
Outdoor sports sites which have previously accommodated formal provision are categorised as either disused or lapsed. A disused site is not being used at all by any users and is not available for community use/hire either. Once these sites are disused for five or more years they will then be categorised as 'lapsed sites'.

In Rossendale, there are four bowling greens identified as being lapsed, located at Maden Recreation Ground, Edgeside Park, Loveclough Park and behind the Boars Head Pub (Newchurch). All four sites are now overgrown and no longer maintained.

ROSSENDALE BOROUGH COUNCIL PLAYING PITCH ASSESSMENT REPORT

Figure 7.1 identifies all bowling greens currently servicing Rossendale. For a key to the map, see Table 7.1.

Figure 7.1: Bowling green locations



Ownership/management

Bowling clubs in Rossendale are all considered to have secure tenure. All facilities are in sites managed and owned by RBC or are private sites which have freehold arrangements in place.

Quality

The quality of bowling greens across Rossendale have been assessed via a combination of site visits (using non-technical assessments) and user consultation to reach and apply an agreed rating as follows:

- ◀ Good
- ◀ Standard
- ◀ Poor

The percentage parameters used for the non-technical assessments were as follows: Good (>80%), Standard (70-80%), Poor (<70%). For bowling greens, the non-technical assessment considers several attributes of the site including the surrounding hard surfaces to the green, disability access, evenness, grass coverage and signs off unofficial use.

The table overleaf highlights the locations of bowling greens in Rossendale.

ROSSENDALE BOROUGH COUNCIL PLAYING PITCH ASSESSMENT REPORT

Table 7.2: Summary of bowling green quality

Site ID	Site name	Club	Quality rating
54	Whittaker Park	Whittaker Park	Standard
57	Festival Park	Whitworth Festival Park	Standard
58	Gaghills Bowls Club	Gaghills	Standard
59	Greenfield Gardens	Greenfield	Standard
60	Rose & Bowls Stacksteads	Rose & Bowl	Poor
61	Stubbylee Park	Bacup	Standard
62	The Birches Hotel	-	Could not gain access
63	Victoria Park	Victoria	Standard
64	Worsley Park	Worsley Park	Standard
66	CPA Social Club	CPA	Good
67	Haslingden Bowls Club	Haslingden	Good
68	Sunnybank Social Club (Helmshore)	Sunnybank	Standard

Most bowling greens in Rossendale are identified as being standard quality, with no significant issues identified during non-technical audits on those greens. Collectively, there were signs of wear and tear on each standard quality green surface, mostly due to signs of recent use although not to a significant extent.

The quality of the greens at both CPA and Haslingden Bowls Club are good, with signs that each respective club had a more intensive maintenance regime when compared to the remaining greens in Rossendale.

The bowling green at the Rose & Bowl Stacksteads is the only poor quality green identified in Rossendale. The green is severely undulated and has been partially repaired with astro turf style fill in one corner.

Ancillary facilities

All clubs in the Rossendale have access to a clubhouse/pavilion on site. All clubs which access facilities and are owned and managed by RBC have access to facilities which are poor to standard quality. Whilst no major issues were identified, it is noted that the facility stock servicing these sites is dated with each facility offering basic facilities such as small tea rooms and toilets.

In contrast, private clubs such as Haslingden Bowls Club and CPA social club have standard to good quality facilities, with each having facilities such as bars and kitchens which help the club promote a more advanced social offering to each club's respective membership base.

BCGBA grants

Provided a club is subscribed to the BCGBA it can apply for a grant a range of ancillary issues, providing it has not already received one in the previous five years. Grants available to clubs include the following:

- ◀ New bowling green
- ◀ New floodlights
- ◀ New Pavilion
- ◀ Irrigation for the bowling green
- ◀ Toilets
- ◀ New Shelter
- ◀ Fencing and paths
- ◀ Extending a bowling green
- ◀ Legal fees to fight a green closure

ROSSENDALE BOROUGH COUNCIL PLAYING PITCH ASSESSMENT REPORT

7.3: Demand

Current demand

Traditionally, the English bowls season runs mid-April through to September each year. In 2020, as a result of the Covid-19 pandemic, the bowls season was curtailed. The forthcoming summary of teams is based on affiliated participation in the Rossendale Parks Bowling League for 2020.

It is currently unknown what the future impact of Covid-19 and the lockdown will have on future bowls participation. Therefore, it is acknowledged that as part of the PPS Stage E monitoring process, the review of data/documents should ensure that any recommendations made are still accurate based on future levels of supply and demand.

There are 11 bowling clubs playing in the Rossendale with each having access to at least one dedicated bowling green to service club demand. The specific membership details of each club are unknown, however, it is known how many formal teams each club operates in the Rossendale Bowls League which gives an indicator of overall membership and demand within each internal club. For the 2020 season, a total of 22 teams are identified as operating in Rossendale. Specific details of each club's team numbers are identified below.

Table 7.3: Team demand summary

Site ID	Site name	Club	Number of teams
54	Whittaker Park	Whittaker Park	1
57	Festival Park	Whitworth Festival Park	3
58	Gaghills Bowls Club	Gaghills	3
59	Greenfield Gardens	Greenfield	1
60	Rose & Bowls Stacksteads	Rose & Bowl	2
61	Stubbylee Park	Bacup	2
63	Victoria Park	Victoria	1
64	Worsley Park	Worsley Park	1
66	CPA Social Club	CPA	3
67	Haslingden Bowls Club	Haslingden	2
68	Sunnybank Social Club (Helmshore)	Sunnybank	2

Future demand

Future demand can be defined in two ways, through participation increases and using population forecasts.

As consultation attempts with Rossendale Parks Bowling League was unsuccessful, potential growth aspirations of clubs in the league are unknown. However, using ONS projections (2018-2043), the number of persons aged 65 and over living in Rossendale is likely to increase continuously from 13,545 in 2020 to 17,466 in 2034, representing an increase of 28.9%. Due to this age band being the most likely to play bowls, demand for bowling greens is likely to increase slightly in the future or at least remain static.

7.4: Supply and demand analysis

Capacity of bowling greens is very much dependent on the leagues and the day that they operate. A green may have no spare capacity on an afternoon or evening when a popular league operates.

ROSSENDALE BOROUGH COUNCIL PLAYING PITCH ASSESSMENT REPORT

All other time periods that are not used for League matches can be available for social bowling or, more often than not, used for practice by club members throughout the week. This demand is unquantifiable as participants can use the greens as often or as little as they deem necessary.

Clubs are considered viable as long as they have the appropriate levels of membership to sustain their bowling green and accompanying ancillary facilities. Therefore, clubs that have lower levels of participation in comparison to the remaining clubs may have issues maintaining provision and need to be monitored to ensure they do not fold.

Based on the existing supply of provision and identified team demand which accesses provision it is determined that there is a sufficient supply of bowling greens in Rossendale to accommodate that level of demand. It is also likely that each bowling green accommodates some pay and play and/or informal activity which increases capacity.

In terms of future demand, further consultation is required with clubs to fully determine their aspirations for growth. However, population increases suggest demand for bowling greens in Rossendale is likely to increase slightly in the future or at least remain static. It is highly likely that this level of demand will be able to be accommodate on existing provision.

7.5: Conclusion

The priority for bowls in Rossendale should be based on improving the quality of the wider stock of bowling greens and exploring funding opportunities to improve the poor quality ancillary facilities servicing clubs.

As there is no evidence to suggest a need for new bowling greens in Rossendale, the priority should be based on supporting existing clubs to improve their ancillary offering and quality of green. Where possible, membership levels at clubs should also be monitored to ensure that no clubs fold which would increase the stock of disused and lapsed bowling greens in Rossendale.

Bowls summary

Supply:

- ◀ There are 13 bowling greens in Rossendale, located across 12 sites, all of which are available for community use.
- ◀ In Rossendale, there are four bowling greens identified as being lapsed. Lapsed bowling greens are located at Maden Recreation Ground, Edgeside Park, Loveclough Park and behind the Boars Head Pub (Newchurch). All four sites are now overgrown and no longer maintained.

Quality:

- ◀ Of the 13 bowling greens in Rossendale, nine are standard quality, two are good quality and one is poor quality. One bowling green at The Birches Hotel (Whitworth) could not be accessed during non-technical audits.

Supply vs demand analysis:

- ◀ There are 11 bowling clubs playing in the Rossendale with each having access to at least one dedicated bowling green to service club demand.
- ◀ Based on the existing supply of provision and identified demand to access provision it is determined that there is a sufficient supply of bowling greens in Rossendale to accommodate both current and anticipated future levels of demand.

ROSSENDALE BOROUGH COUNCIL PLAYING PITCH ASSESSMENT REPORT

PART 8: ATHLETICS TRACKS

8.1: Introduction

Athletics is administered across the United Kingdom by UK Athletics, including responsibility for developing and implementing the rules and regulations of the sport, anti-doping protocol, health and safety, facilities and welfare, training and coach education and permitting and licensing. Locally, the sport is governed through England Athletics.

Consultation

There is one athletic club in Rossendale; Rossendale Harriers AC. The Club took part in an online meeting.

Table 8.1: Summary of consultation

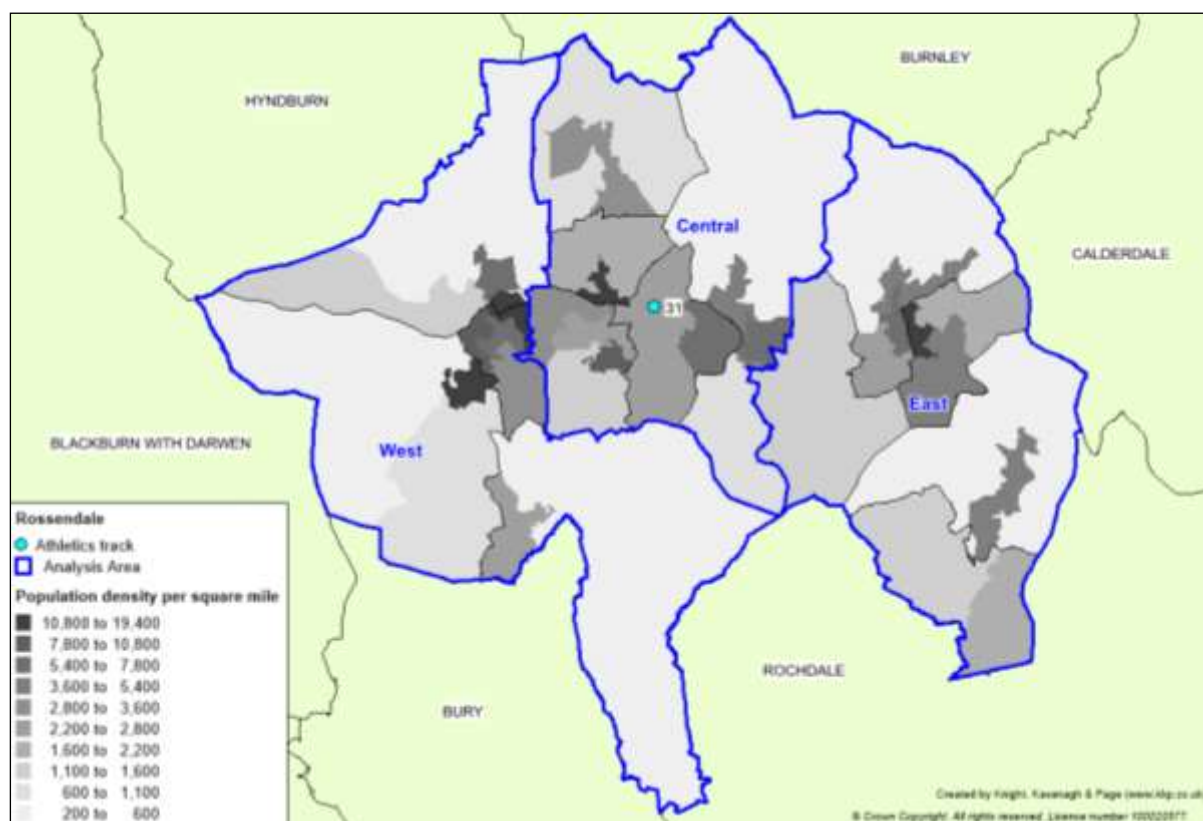
Club name	Responded?
Rossendale Harriers AC	Yes

8.2: Supply

There is one formal athletics track in Rossendale located at Marl Pits Sports Centre. It is a six lane, cinder surface, 400 metre track which is fully floodlit. The inside of the track also contains a condemned throwing cage and two condemned long jumps.

Figure 8.1 identifies all athletics tracks currently servicing Rossendale. For a key to the map, see Table 8.1.

Figure 8.1: Athletics track location



ROSSENDALE BOROUGH COUNCIL PLAYING PITCH ASSESSMENT REPORT

Ownership/management

The athletics track is owned by RBC and maintained by the Council's leisure provider, Rossendale Leisure Trust. Rossendale Harriers AC pays the Trust each season to secure the Club's use of the track.

Quality

The quality of the cinder track is poor. Both the non-technical assessment and consultation feedback highlights severe quality issues relating to the track surface. The track was built in 1969 and, outside of some essential drainage work, has had no significant investment into refurbishing the facility since its creation. The track is prone to waterlogging (largely due to the cinder surface) which means that there are no distinct line markings across the track, furthermore, the grip underfoot for users is poor and at times uneven following heavy rainfall. Poor quality is exacerbated by condemned track and field facilities on the site.

Rossendale Harriers AC highlight that the maintenance of the track is basic, and that more could be done to ensure that the quality is sustained, and where possible, improved upon.

TrackMark

*TrackMark*³³ is a UK athletics quality assurance scheme for outdoor track & field facilities. Accreditation of a facility can demonstrate to hirers, athletes, clubs etc, that a facility is well managed, well maintained, and accessible to all potential users.

As the track at Marl Pits Sports Centre is a cinder track it does not meet the TrackMark criterion for assessment. The TrackMark assessment is designed to raise and maintain standards of athletics provision which can meet competition standards, which due to the surface type, the facility at Marl Pits cannot.

Ancillary provision

No major issues with ancillary provision Marl Pits Sports Centre are raised by Rossendale Harriers AC. The Council owns the onsite pavilion which is managed by Rossendale Leisure Trust and shared with other sports including football and rugby union. The Club report that access to the function room on the second story of the pavilion and use of its own member gym have been essential for Club development by it providing a safe and secure space for its junior and senior membership.

Facility aspirations

Rossendale Harriers AC aspires to work in partnership with Rossendale Leisure Trust and England Athletics to develop a 1km floodlit synthetic fell running and cycling loop around Marl Pits Sports Centre to enhance its current offering to members. It also aspires to improve the quality of the athletics track at Marl Pits by replacing the cinder surface with a synthetic surface³⁴.

³³ <https://www.uka.org.uk/governance/facilities/>

³⁴ <https://www.englandathletics.org/clubs-and-facilities/facilities/>

ROSSENDALE BOROUGH COUNCIL PLAYING PITCH ASSESSMENT REPORT

8.3: Demand

There is a single athletics club identified in Rossendale; Rossendale Harriers AC.

Rossendale Harriers AC

Rossendale Harriers AC has an established history and aims to provide facilities for all ages and all abilities in all disciplines of the sport. The Club is based at Marl Pits Sports Centre and utilises the onsite athletics track as the base for its activity. The club operates two training nights per week which take place on Tuesdays and Thursdays from 7pm.

There are circa 350 members of which 120 are juniors (under the ages of 18). The Club report that prior to Covid-19 that it had around 380-400 members and has seen a reduction in participation with many members shielding and no longer choosing to participate.

The Club has traditionally provided a multi-discipline offering to its members. Throughout its history it has provided opportunities for the following disciplines:

- ◀ Track and Field
- ◀ Road Running
- ◀ Cross Country
- ◀ Trail Running
- ◀ Fell Running
- ◀ Distance Running

In more recent times, the Club has mostly narrowed its offering to road running, cross country and fell running. As earlier detailed, the throwing cage and long jump facilities are condemned and opportunities to practise throwing practises such as hammer throwing, shotput and discus aren't realistic.

The Club highlight that it aspires to reinstate its track and field offering to members but notes that it does not have a suitable coaching team in place to coach these disciplines. It also adds that current track and field facilities aren't useable, so this ambition is unlikely to be achieved.

In terms of track usage, the Club generally use the facility as a base of its junior activity. Its notes that it provides a safe space for its members and that due to the surrounding fencing and pavilion which overlooks the track, it provides a suitable facility for meeting safeguarding policy.

Other demand

Whilst the track is primarily used to service formal demand for athletics by Rossendale Harriers AC, it is also used for a variety of alternate activity and events locally.

Rossendale Rays is a cycling and swimming club for people with special needs and disabilities (families participate also). The swimming element operates all year round and the cycling in spring and summer. The Club provides for over 250 families (c. 1,000 people) through its range of swimming and cycling sessions. The cycling sessions operate between April and October for two hours every Sunday where it uses the athletics track facility to provide a safe and secure environment for all participants.

The track and football pitch are also used to host an annual Relay for Life event ran by Cancer Research UK. Teams fundraise for life-saving cancer research then unite at a weekend-long festival to celebrate and remember everyone who has been affected by cancer. The festival is focused around a 24-hour relay where team members take it in turns to walk around the track whilst the football pitch accommodates teams camping overnight and a mainstage for music and talks.

ROSSENDALE BOROUGH COUNCIL PLAYING PITCH ASSESSMENT REPORT

The track also accommodates high amounts of informal usage by local residents. While difficult to quantify, local consultation and anecdotal evidence suggests that usage has increased during the Coronavirus pandemic and the national lockdown.

Parkrun

Parkrun is a series of weekly five kilometre (k) runs held on Saturday mornings in areas of parks and open space across 850 locations in 12 countries including the UK. They are open to all, free, and are safe and easy to take part in. Parkrun events are all ability runs open to all aged 14 years and older, whilst there are shorter 2k Junior parkrun events available on Sunday mornings for runners aged four to fourteen years old.

There are no Parkrun events currently operating in Rossendale. It is noted that no existing park or public open spaces are of a suitable size or have the appropriate infrastructure (car parking, pathways etc) to set up a Parkrun event.

Local initiatives

Most leisure facilities in the Borough are operated by Rossendale Leisure Trust. It runs a range of outreach programmes, health and fitness in the community (which are easy to access with a view to helping people to get fitter and improve health). They include:

Up and Active is the East Lancashire Consortium led by a partnership of four trusts and one local authority, formed in 2015 to deliver the Lancashire County Council Public Health agenda- Active Lives and Healthy Weight (ALHW) across the five districts of Burnley, Pendle, Rossendale, Hyndburn, and Ribble Valley.

It includes a whole population approach and comprises obesity prevention, opportunities for physical activity and weight management, focusing on dietary change and behavioural components. It delivers coordinated information, assessment and support programmes to people in Lancashire who meet the eligibility criteria as outlined in the Active Lives and Healthy Weight Service for The Lancashire Pathway Overview, as well as early intervention and mass participation events and activities.

This service identifies, engages and supports people who are inactive and/or are overweight helping them to adopt a healthier lifestyle with a programme designed by the community on the basis of local need and sustainable behaviour change. There is a unique, web based, single point of access and monitoring system which also provides a comprehensive list of activities and services across East Lancashire for service users and partners.

Sport England has committed to funding an adaptation of the scheme for 2020, for a further 12 months.

Together an Active Future (The Pennine Lancashire Sport England Local Delivery Pilot (LDP) Pennine Lancashire (Blackburn with Darwen, Burnley, Hyndburn, Ribble Valley, Pendle and Rossendale) is one of twelve areas selected by Sport England and is led by Rossendale Leisure Trust. The project is exploring and better understanding the challenge of physical inactivity. Its target audience is the inactive population (c.106,000) particularly those with/at risk of mental wellbeing challenges, due to life events. Its three main themes are:

- ◀ Reaching people.
- ◀ Outdoor space.
- ◀ East Lancashire Active Lifestyle Service.

ROSSENDALE BOROUGH COUNCIL

PLAYING PITCH ASSESSMENT REPORT

Sport England reports some of the outcomes for the pilot are to:

- ◀ Increase awareness and benefits of physical activity.
- ◀ Active lifestyles to be seen as normal.
- ◀ Understand and reflect how life events impact on mental wellbeing and physical activity.
- ◀ Change how partners work together in sharing ideas and resources.
- ◀ Ensure the public has a greater voice with regard to what is needed from the public sector (and wider partners).
- ◀ Ensure people are involved, engaged and are part of the co-production of future provision.
- ◀ Create a 'Pennine Movement' for more physical activity.
- ◀ Improve workforce wellbeing.
- ◀ Reduce the volume and costs of prescribed drugs.
- ◀ Reduce the volume/costs of Employment Support Allowance (re mental wellbeing).
- ◀ Support educational attainment and employment opportunities.
- ◀ Embed a system that is willing to adapt working practices to ensure the removal of barriers.
- ◀ Learn from engagement and to create blueprints for future developments.
- ◀ Ensure innovation, developments and projects are sustainable.

This project is still in the planning phase. In partnership with Lancaster University an insight and engagement plan has been designed and is being implemented. 25 neighbourhood engagement sessions have been delivered, exploring the perceived barriers and facilitators to physical activity from a place-based perspective. The anticipated completion date for the Delivery and Evaluation Phase is March 2021.

Summary of health and wellbeing projects

Several key projects are operating within Rossendale which are targeting people who are less active or inactive. In general, this takes significantly more resource than trying to get active people to be more active. It is essential that all indoor and built sports facilities are developed and programmed to encourage increases in participation from harder to reach groups.

Couch to 5k

Couch to 5k is a national health initiative promoted by the National Health Service to encourage absolute beginners get into running as part of establishing and maintaining an active and healthy lifestyle including regular exercise. The plan consists of three runs per week and a day of rest in between, with a different schedule for each of the nine weeks to completion. It starts with a mix of running and walking, to gradually build up fitness and stamina, in order to create realistic expectations and a sense of achievability to encourage participants to stick with it. The end goal of the plan is for the participant to be able to run 5k.

Through the Couch to 5k plan the National Health Service particularly promotes the health benefits of running and regular exercise which underpin the initiative, such as improved heart and lung health, weight loss and possible increases in bone density which can help protect against bone diseases such as osteoporosis. This also includes mental benefits of running through goal setting and challenge setting, which can help boost confidence and self-belief. Furthermore, running regularly has been linked to combating depression.

It is believed that an increase in people running through the Couch to 5k plan may increase interest and possibly have a knock-on effect leading to increased demand at running groups and clubs as people may wish to continue develop their running further.

ROSSENDALE BOROUGH COUNCIL PLAYING PITCH ASSESSMENT REPORT

Rossendale Leisure Trust operates a Couch to 5K programme based at the athletics track at Marl Pits Sports Centre. This will run from October 2020 for ten weeks.

Future demand

Future demand can be defined in two ways, through participation increases and using population forecasts.

Population increases

As athletics clubs are not governed in the same way in terms of having teams like the pitch sports, there is no requirement to provide team generation rates.

Participation increases

Rossendale Harriers AC identifies an aspiration to add an additional 50 members to its membership to bring it back to pre-pandemic levels. No issues were raised in relation to accommodating this potential growth due to most activity taking place on local roads and pathways.

England Athletics reports that there is generally a current growth being experienced in relation to athletics and running. In addition, it is to be expected that the popularity of the Parkrun events as well as demand for RunTogether groups, will increase in the future following national trends.

8.3: Supply and demand analysis

It is considered that in order for athletics track to be sustainable, a club membership of 200 is required; however, a number of other factors should also be considered. As Rossendale Harriers AC is operating well above this threshold with 350 members the track is deemed to be sustainable.

When considering other uses of the track, such as disability cycling, recreational use and annual events it is evident that the track has significant local importance and should be protected from any potential development which would impact on its ability to accommodate current levels of demand unless appropriate mitigation can be sought and provided.

Athletics summary

Supply:

- There is one formal athletics track in Rossendale located at Marl Pits Sports Centre. It is a six lane, cinder surface, 400 metre track which is fully floodlit. The inside of the track also contains a condemned throwing cage and two condemned long jumps.
- Rossendale Harriers AC aspires to resurface the cinder track with a synthetic surface. It also aspires to develop a 1km synthetic running and cycling loop around Marl Pits to improve opportunities for its membership and casual users.

Quality:

- The quality of the cinder track is poor. Both the non-technical assessment and consultation feedback highlights severe quality issues relating to the track surface. The track was built in 1969 and has had no significant investment into refurbishing the facility since its creation.

Supply vs demand analysis:

- Rossendale Harriers AC is the sole club operating in Rossendale. It has circa 350 members and an aspiration to grow its membership to around 400.
- The athletics track at Marl Pits is used as a centre for disability cycling for Rossendale Rays and for annual events such as Relay for Life. Informal usage has increased because of the Coronavirus pandemic.

ROSSENDALE BOROUGH COUNCIL PLAYING PITCH ASSESSMENT REPORT

- ◀ The track plays a significant role in accommodating local demand for both formal and informal sport.

ROSSENDALE BOROUGH COUNCIL PLAYING PITCH ASSESSMENT REPORT

PART 9: TENNIS COURTS

9.1: Introduction

The Lawn Tennis Association (LTA) is the organisation responsible for the governance of tennis and administers the sport locally across Rossendale. The LTA has recently restructured its strategic approach to targeting a number of national focus areas, with a priority on developing tennis at park sites.

There is one tennis club located in Rossendale; Parkwood Lawn Tennis Club. The Club was consulted via telephone to inform this section of the report.

Table 9.1: Summary of consultation

Club name	Responded?
Parkwood Lawn Tennis Club	Yes

9.2: Supply

There are 20 outdoor tennis courts identified in Rossendale across eight sites. Of these, 13 are available for community use. Courts located at Alder Grange High School (three courts) and Whitworth High School (four courts) are unavailable for community use.

Further to this, it is identified that there are four tennis courts located at All Saints Catholic School which have been condemned by the School due to safety concerns based around the poor quality surface. There are also four disused at Edgeside Park. None of these courts feature in the forthcoming supply information as neither provide formal opportunities for tennis in either an education or community setting.

For the purposes of this report, availability for community use refers to courts in public, voluntary, private or commercial ownership or management recorded as being available for hire by individuals, teams or clubs. This also includes availability for social use or pay and play.

Table 9.2: Summary of supply

Site ID	Site name	Analysis area	Community use?	Management	No. of courts	Floodlit?	Court type
1	Adrenaline Centre	West	Yes	RLT	3	Yes	Artificial
2	Alder Grange School	Central	No	School	3	No	Macadam
27	Loveclough Park	Central	Yes	Council	1	No	Macadam
54	Whittaker Park	Central	Yes	Council	2	No	Macadam
55	Whitworth High School	East	No	School	4	No	Macadam
61	Stubbylee Park	East	Yes	Council	3	No	Macadam
64	Worsley Park	West	Yes	Council	1	No	Macadam
65	Parkwood Lawn Tennis Club	West	Yes	Sports Club	3	Yes	Artificial

Figure 9.1 overleaf identifies all tennis courts currently servicing Rossendale. For a key to the map, see Table 9.2.

ROSSENDALE BOROUGH COUNCIL PLAYING PITCH ASSESSMENT REPORT

The percentage parameters used for the non-technical assessments were as follows: Good (>80%), Standard (70-80%), Poor (<70%).

Maintaining high court quality is an important aspect of tennis and therefore the non-technical assessment assesses several factors which evidence court quality. The criteria for the non-technical assessment consists of; court surface grip underfoot, damage to a court surface, line markings, evidence of moss/lichen, slope of courts, disability access, fencing and courts being of an appropriate size for competitive tennis.

The table below summarises the quality of tennis courts that are available for community use in Rossendale.

Table 9.3: Summary of quality (community available courts)

Good	Standard	Poor
-	4	9

Following a non-technical assessment, no tennis courts are identified as being good quality. Four are standard quality and nine are poor quality.

Courts which are unavailable for community use at Alder Grange High School and Whitworth High School (seven courts) are all poor quality.

Most courts in Rossendale are poor quality (69% of all courts available for community use). All courts in council operated sites (excluding the one standard quality court at Loveclough Park) have severe issues relating to court surface quality. Specially, grip underfoot is poor at all sites, moss build up is commonplace on most courts and the quality of netting is inadequate (with netting not provided at some sites such as Stubblelee Park). Broadly speaking, most courts are not fit for use for recreational or competitive tennis opportunities.

Standard quality courts are located at the Adrenaline Centre and Loveclough Park. No major quality issues were identified at either of these locations, although it was noted that overgrown grass and weeds were protruding through the fence of the tennis courts at Loveclough Park.

The courts at Parkwood Lawn Tennis Club are also poor quality. The artificial courts are 20 years old and are nearing the end of their anticipated life expectancy. To that end, the Club states the surface of the artificial carpet has circa two years of usage left before it will not be fit for purpose. The Club is actively fundraising to securing vital funding to replace the courts.

Improving the quality, offer and experience of tennis in parks is a strategic priority for the LTA to open up tennis. It reports that the biggest barriers to participate in tennis are:

- ◀ Not knowing where the closest courts are
- ◀ Not knowing how to book or play on the courts
- ◀ Not knowing the condition of the surface

Park tennis courts can be opened up in a variety of ways to ensure greater use by local residents. This can range from booking courts to offering coaching programmes. The LTA has three products for local authorities to use to remove the barriers and open tennis up to all of the residents in their area; ClubSpark, Rally and Gate Access (explained in the Future demand section).

ROSSENDALE BOROUGH COUNCIL PLAYING PITCH ASSESSMENT REPORT

Table 9.4: Summary of quality by site (community use sites only)

Site ID	Site name	No. of courts	Court type	Court quality
1	Adrenaline Centre	3	Artificial	Standard
27	Loveclough Park	1	Macadam	Standard
54	Whittaker Park	2	Macadam	Poor
61	Stubbylee Park	3	Macadam	Poor
64	Worsley Park	1	Macadam	Poor
65	Parkwood Lawn Tennis Club	3	Artificial	Poor

Ancillary provision

The ancillary provision servicing Parkwood Lawn Tennis Club is good quality. The Club was awarded a grant from Sport England & Biffa in 2015 which allowed it to build a new clubhouse and changing facilities. Carparking at the site is also adequate and sufficient for its membership.

The quality of changing rooms servicing the Adrenaline Centre are standard, with both showers and toilets available to users. The ancillary provision servicing all parks sites is mixed, the larger park sites such as Stubbylee Park and Whittaker Park have basic toilet facilities relatively close to the tennis courts whilst Loveclough Park has no notable ancillary facilities for users.

The LTA report that use of park tennis courts are greatly increased where there is accessible toilets and a café nearby providing more of a destination to play tennis. Additional floodlighting expands the maximum available courts hours available to play for longer periods of the year. Overall, the combination of these ancillary elements is shown to increase the value and sustainability of tennis within park sites.

9.3: Demand

In 2020, as a result of the Covid-19 pandemic, the summer tennis season was curtailed with no tennis played until July across England. It is considered that tennis was one of the first sports to begin both recreational and competitive competitions following guidance permitting play. Consultation with Parkwood Lawn Tennis Club did not identify an impact on local participation and membership levels.

It is currently unknown what the future impact of Covid-19 and the lockdown will have on future tennis participation. Therefore, it is acknowledged that as part of the PPS Stage E monitoring process, the review of data/documents should ensure that any recommendations made are still accurate based on future levels of supply and demand.

Parkwood Lawn Tennis Club is the only tennis club in Rossendale. In total, it has a membership of 102, which is derived from 77 senior members and 25 junior members.

Future demand

Future demand can be defined in two ways, through participation increases and using population forecasts.

Population increases

As tennis teams are not governed by age groups in the same way that pitch sports are there is no requirement to provide a team generation rate which can then be applied to population increases.

ROSSENDALE BOROUGH COUNCIL

PLAYING PITCH ASSESSMENT REPORT

Participation increases

Parkwood Lawn Tennis Club states an aspiration to grow by 20 additional members. This aspiration comprises of ten senior members and ten juniors. It plans to achieve this through a mixture of local marketing, open days, free family sessions and work with local schools.

Local Tennis Leagues

Recreational Tennis leagues are less formal in comparison to established club play, offering greater flexibility and an opportunity for all abilities to engage in competition at local venues. The leagues are run by an organisation called Local Tennis Leagues which affiliates to the LTA and are available to all aged 18 years and above, with administration and support based online. Players are organised into mixed sex leagues of eight based on similar ability levels, with matches arranged between the two players at whatever time and court is agreed. The flexibility of play is conducive to the use of park sites which are typically more easily accessible. There is not a Parks Tennis League currently operating in Rossendale, with the closest located in neighbouring authority Bury (St Mary's Park Tennis League).

Tennis Tuesdays³⁵

After being trialled in London in 2014, the LTA launched Tennis Tuesdays in partnership with sportswear brand Nike. The initiative focuses on increasing women's participation in tennis and skill development with a key fundamental social element, seeking to engage women in new and innovative ways to help break down barriers to female participation. Sessions are available to all abilities and are structured based on four ability levels ranging from beginner to advanced, each week based on one of six themes ranging from improving specific techniques to tactical awareness and match play. Sessions run from May to October, taking place every Tuesday evening for an hour.

As it stands there are no Tennis Tuesday's sessions running within Rossendale (or neighbouring authorities), with the closest session operating in West Yorkshire.

LTA Youth Start

LTA Youth Start is a six week coaching offer for children that have never played tennis before and is identified as a priority by the LTA. For £34, children get six weeks coaching by an LTA Accredited coach, along with a free racket, pack of balls and personalised t-shirt so that they can continue playing. To date nearly 25,000 children have participated in the Tennis for Kids programme this year. Similarly, to Tennis Tuesdays, there are no sessions available locally with the nearest sessions ran at Cheethams Park in Cheshire.

Tennis for Free³⁶

Tennis for Free is a community sports charity that works in partnership with the LTA. The charity delivers free, fully inclusive weekly coaching sessions for all ages and abilities in local communities across the UK, especially those in low income areas. Tennis for Free offer a package for local authorities and court operators that includes financial support for local LTA Accredited coaches to deliver the sessions, tennis equipment for attendees and coaches and promotional support. Sessions are typically delivered across three courts, although the charity have recently launched 'Tennis for Free Lite', available to clubs who wish to open their doors to non-members.

³⁵ Tennis Tuesdays is soon to be rebranded as Pair and Play Tennis

³⁶ <https://www.tennisforfree.com/index.php>

ROSSENDALE BOROUGH COUNCIL

PLAYING PITCH ASSESSMENT REPORT

Through its offer it aims to:

- ◀ Reinvigorate under-used public facilities
- ◀ Make tennis a sport for all
- ◀ Make tennis more financially accessible in the UK
- ◀ Improve the physical and mental wellbeing of local communities through tennis

There are no Tennis for Free events operating in Rossendale, the nearest is in St Marys Park, Bury.

British Tennis Weekend³⁷

The Big Tennis Weekend is an LTA initiative which all registered venues can access. Clubs and venues have the ability to sign up to host open days, which are free of charge, and create a relaxed and welcoming environment for those new to tennis to participate. This in turn can potentially lead to the clubs attracting new members.

The LTA hosts three dedicated weekends a year (May / July & September) which are the UK's biggest public tennis events. Furthermore, venues are able to run additional events outside these dates and will benefit from their events being promoted on the national LTA campaign website. All clubs running an open day are asked to promote a follow on offer to all attendees, such as a reduced rate introductory membership or a number of free coaching sessions, to encourage people to continue playing after the event. To date, there has been no Big British Weekends in Rossendale.

Informal and parks tennis

It is considered that all community available courts in Rossendale that are not accessed by clubs have spare capacity for a growth in demand (notwithstanding identified quality issues), although this is difficult to quantify as use is not recorded at every site due to many being open access. It is generally considered that courts are at their busiest during summer months, with little activity taking place outside of this. The LTA has developed a package of support for LA to grow the use of park tennis courts by removing key barriers to participation. The three products are ClubSpark, Rally and Gate Access and can be used individually or in combination.

ClubSpark

ClubSpark is a flexible and simple venue management platform with multiple products and applications to help venues, local authorities and coaches manage their sport. ClubSpark is a tool that is offered for free as part of LTA venue registration and allows administrators to manage all functions of their venue(s) including:

- ◀ Managed Website - create and manage a mobile friendly website tailored to LA/club requirements to promote events and activities
- ◀ Managed Coaching – set up coaching lessons and courses online
- ◀ Membership Management - improve membership engagement by making it easier for the venue and for members to pay, renew and keep in touch. Take online payments, manage direct debits and monitor revenue streams with ease. Membership modules can also be used to take 'Season Ticket' payments for venues operating a non-traditional annual facility fee. 'Season Tickets' can be configured to allow court bookings to be made for free or at a reduced rate by players who hold one, whilst still allowing non-holders to book

³⁷ www.lta.org.uk/gbtw.

ROSSENDALE BOROUGH COUNCIL PLAYING PITCH ASSESSMENT REPORT

- ✦ Organise Payments - Set the way you want payments to be taken, whether it's immediate pay and play, or bookable as part of a membership package
- ✦ Court Bookings – Reduced admin for managing bookings. Give staff, coaches, members and the general public access to book and pay for courts, classes or other resources online
- ✦ Scheduling - Set unique booking and price rules to suit your venue. Enable lights to switch on/off automatically when linked to the LTA Premium Gate Access system
- ✦ Book and Pay remotely - Customers can make bookings and payments for a venue anytime, anywhere via the real-time booking app
- ✦ Reporting - ClubSpark allows administrators to view reports highlighting income, court usage, revenue and number of members and season ticket holders. This allows for identification of trends and patterns and evidence to demonstrate participation levels and impact

RALLY

Rally is an aggregator that collects all booking and coaching information via partner venues ClubSpark pages and displays it for participants in one easy to view page. Rally allows players to search for venues close to them, and provides booking options, removing the barriers of not knowing where courts are or how to book. Rally provides a helpful customer journey, with a personal profile to review and manage bookings, and helpful reminders. Courts can be set to book for free of charge or at a fee agreed by the LA.

Gate Access

The LTA has developed two Gate Access systems that work in association with ClubSpark, to secure your courts and to allow access to booked customers only. Members of the public can book a court online (making payment if required) and will receive a four digit access code via email, to enter using the courtside keypad. The system will allow entry for the time booked if a correct code is entered.

Nationally the LTA has reported that in the last three years sites with gate access installed have attracted 64,841 unique players to make bookings, leading to 609,671 courts being booked, and has generated £1.1m of income.

There are two gate options available Smart Access Premium & Smart Access Lite. The demands and needs of users plus the setup of the venue will determined the most appropriate system for each site.

9.4: Supply and demand analysis

The LTA suggests that a non-floodlit hard court can accommodate 40 members whereas a floodlit hard court can accommodate 60 members. Using these figures, the table below analyses whether or not courts currently in use by Parkwood Lawn Tennis Club can accommodate both current and future levels of demand.

Table 9.5: Supply and demand analysis

Site ID	Site name	Current demand (members)	Future demand (members)	Number of courts (floodlit)	Recommended capacity (members)	Current capacity	Future capacity
65	Parkwood Lawn Tennis Club	102	20	3	180	78	58

ROSSENDALE BOROUGH COUNCIL PLAYING PITCH ASSESSMENT REPORT

LTA capacity guidelines suggest that based on the Club having three floodlit artificial courts, it can accommodate both current and anticipated future levels of demand. That being said, the quality of the courts is poor and there is a short term requirement to work to resurface the courts to ensure they remain fit for purpose for the long term benefit of tennis in Rossendale.

Tennis summary

Supply:

- ◀ There are 20 outdoor tennis courts identified in Rossendale across eight sites. Of these, 13 courts are available for community use. Courts located at Alder Grange High School (three courts) and Whitworth High School (four courts) are unavailable for community use.

Quality:

- ◀ Following a non-technical assessment, no tennis courts are identified as being good quality. Four are standard quality and nine are poor quality.
- ◀ Courts which are unavailable for community use, at Alder Grange High School and Whitworth High School (seven courts) are all poor quality.
- ◀ Courts which service Parkwood Lawn Tennis Club are also poor quality and are in need of refurbishment.

Supply vs demand analysis:

- ◀ There is one tennis club in Rossendale; Parkwood Lawn Tennis Club. In total, it has a membership of 102, which is derived from 77 senior members and 25 junior members.
- ◀ Parkwood Lawn Tennis Club states an aspiration to grow by 20 additional members. This aspiration comprises of ten senior members and ten juniors. It plans to achieve this through a mixture of local marketing, open days, free family sessions and work with local schools.
- ◀ LTA capacity guidelines suggest that based on the Club having three floodlit artificial courts, it can accommodate both current and anticipated future levels of demand.
- ◀ There is a need to refurbish courts servicing demand from Parkwood Lawn Tennis Club to enable the facility to remain fit for purpose at the site.

ROSSENDALE BOROUGH COUNCIL PLAYING PITCH ASSESSMENT REPORT

PART 10: NETBALL COURTS

10.1: Introduction

England Netball governs netball in England. Levels of participation are quickly increasing, with over 100,000 affiliated members and at least one million women and girls playing during a typical week. Its aim is to provide its members and partners with the best possible service and experience in sport.

Consultation

To inform this section of the report, consultation was undertaken with Rossendale Ladies Netball League which oversees all club participation in Rossendale.

10.2: Supply

In total, there are eight outdoor netball courts located across three sites in Rossendale. Of these, only two courts, located at the Adrenaline Centre are available for community use. Courts located at both Alder Grange High School and Whitworth High School are unavailable for community use.

It is identified that there has been a reduction in the number of courts provided in Rossendale in the past ten years. Previously three outdoor courts were provided at the Adrenaline Centre which has now been reduced to two following the resurfacing of its artificial pitch. Four courts were previously provided at Marl Pits Sports Centre which were a previously used by the Rossendale Ladies Netball League. These have not been maintained for several years with line markings now largely gone and the facility now more regularly used as a carpark to accommodate demand from Rossendale RUFC. Courts were also provided at Haslingden High School but are now condemned and used as overspill parking.

Table 10.1: Summary of supply

Site ID	Site name	Analysis area	Community use?	Management	No. of courts	Floodlit?	Court type
1	Adrenaline Centre	West	Yes	RLT	2	Yes	Artificial
2	Alder Grange School	Central	No	School	3	No	Macadam
55	Whitworth High School	East	No	School	3	No	Macadam

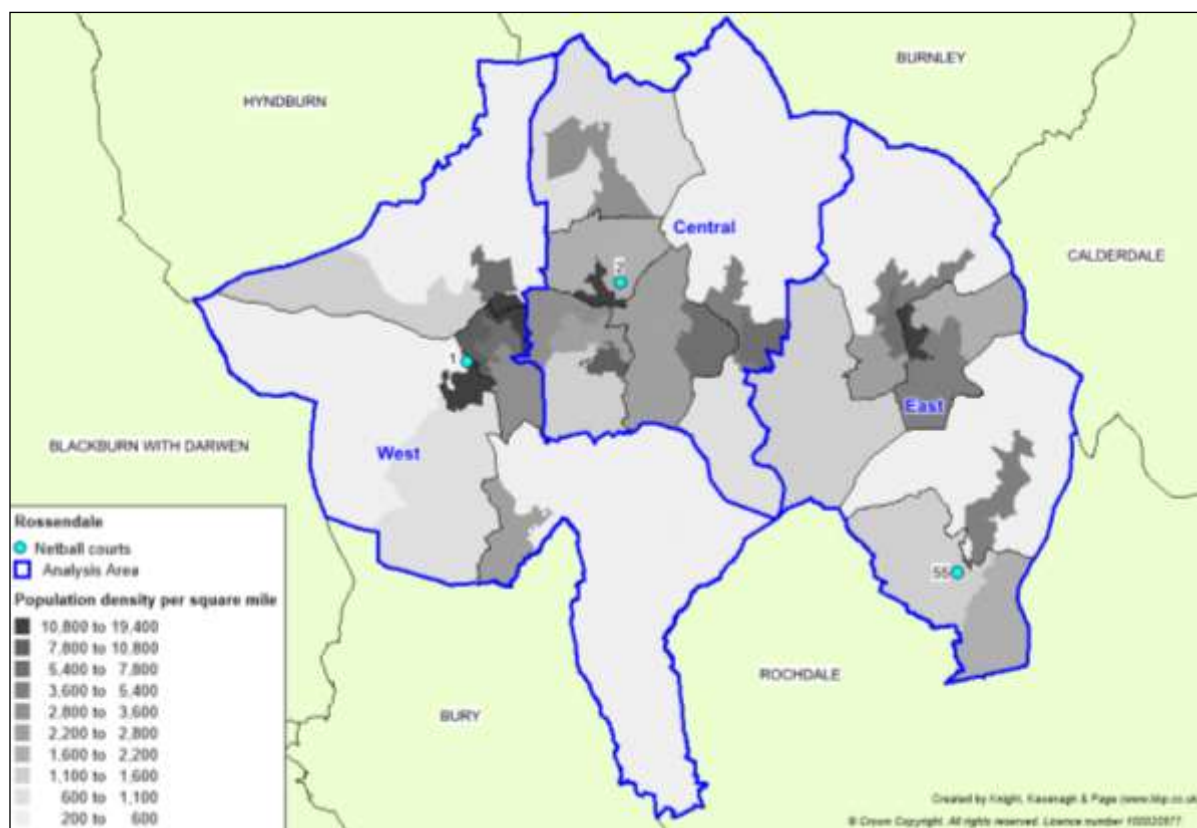
Overmarking

Whilst it does help with usage levels and sustainability, an issue for netball nationally is that many of its courts are dual use tennis courts. This limits accessibility (especially during the summer when tennis nets are often permanently in place) and can impact on quality due to higher levels of wear and tear. The courts at all sites in Rossendale are overmarked with tennis markings and are used as multi use facilities to cater for several sports.

Figure 10.1 overleaf identifies all bowling greens currently servicing Rossendale. For a key to the map, see Table 10.1.

ROSSENDALE BOROUGH COUNCIL PLAYING PITCH ASSESSMENT REPORT

Figure 10.1: Location of netball courts



Quality

The quality of netball courts across Rossendale have been assessed via a combination of site visits) and user consultation to reach and apply an agreed rating as follows:

- ◀ Good
- ◀ Standard
- ◀ Poor

The percentage parameters used for the non-technical assessments were as follows: Good (>80%), Standard (70-80%), Poor (<70%).

Maintaining high court quality is an important aspect of netball and therefore the non-technical assessment assesses several factors which evidence court quality. The criteria for the non-technical assessment consists of; court surface grip underfoot, damage to a court surface, line markings, evidence of moss/lichen, slope of courts, disability access, fencing and courts being of an appropriate size for competitive tennis

The two courts which are available for community use at the Adrenaline Centre are standard quality with no specific issues identified. All courts unavailable for community use at Alder Grange High School and Whitworth High School are poor quality.

ROSSENDALE BOROUGH COUNCIL

PLAYING PITCH ASSESSMENT REPORT

10.3: Demand

There are 11 netball teams playing in Rossendale which collectively play in the Rossendale Ladies Netball League. The league mainly operates as an indoor league using sports hall at the Adrenaline Centre and the Valley Leadership Academy. As a result of the Covid19 pandemic access to indoor sports halls was stopped with the summer league competition suspended. It is likely that the league will fully begin with a winter league competition relative to Covid 19 restrictions at both the Adrenaline Centre and the Valley Leadership Academy.

It is currently unknown what the future impact of Covid-19 and the lockdown will have on future netball participation. Therefore, it is acknowledged that as part of the PPS Stage E monitoring process, the review of data/documents should ensure that any recommendations made are still accurate based on future levels of supply and demand.

The League reports it is hindered by the lack of availability of facilities and has already reduced match times to accommodate an increased number of games for the time allocated. It aspires to grow to 20 teams; however, this will not be achievable without suitable facilities. Whilst being a predominately indoor league, it aspires to access outdoor courts, particularly during the summer months to accommodate both its current demand and growth aspirations.

Future demand

Future demand can be defined in two ways, through participation increases and using population forecasts.

Population increases

As netball teams are not governed by age groups in the same way that pitch sports are there is no requirement to provide a team generation rate which can then be applied to population increases.

Participation increases

Rossendale Ladies Netball Leagues aspires to grow by 11 teams to increase the number of teams participating in its league structures to 20. As it states this cannot currently be achieved with the current facility stock it has been included below as latent demand.

Play Netball

Play Netball is Britain's largest social netball league provider and arranges fixtures, league tables, umpires, netballs and bibs so players can focus on playing. People can join as individuals to find a team, a group to join the same team or produce their own team of 7 or 10 people.

There are currently no Play Netball leagues operating in Rossendale, the nearest available is in Burnley, at Blessed Trinity Roman Catholic College.

Back to Netball and Walking Netball

Back to Netball sessions are running across England and provides women of all ages a welcoming re-introduction to the sport. Sessions cover the basics of the game including passing, footwork and shooting and finish with a friendly game. Since its creation in 2010, over 60,000 women have taken part.

ROSSENDALE BOROUGH COUNCIL

PLAYING PITCH ASSESSMENT REPORT

Walking netball has evolved from a growing demand of walking sports e.g. walking football. Walking netball is a slower version of the game. It has been designed so that anyone can play regardless of age and fitness level and therefore offers opportunities for older adults to participate and enjoy. There are no identified sessions for either Back to Netball or Walking Netball in Rossendale.

Latent/unmet demand

Latent demand refers to potential demand; leagues that would like to field more teams but currently do not do so. This can be for a variety of reasons including a lack courts, appropriate facilities and qualified coaches. As earlier detailed, Rossendale Ladies Netball League aspires to grow its league competition by an additional nine teams but cannot, due to a lack of courts.

10.4: Supply and demand analysis

Based on the current supply of outdoor netball courts in Rossendale, it is considered that there is a sufficient supply to accommodate any current demand, this is based on minimal access to outdoor courts current being exhibited.

When considering latent demand identified by Rossendale Ladies Netball League it is considered that there is an insufficient supply of outdoor courts to accommodate potential demand for summer netball. It is also noted that no current participation programmes such as Back to Netball or Walking Netball occur in Rossendale and therefore consideration should also be given to where these could occur and to what existing capacity exists to run these events in the future.

Netball summary

Supply:

- ◀ In total, there are eight outdoor netball courts located across three sites in Rossendale. Of these, only two courts, located at the Adrenaline Centre are available for community use. Courts located at both Alder Grange High School and Whitworth High School are unavailable for community use.

Quality:

- ◀ The two courts which are available for community use at the Adrenaline Centre are standard quality with no specific issues identified. All courts unavailable for community use at Alder Grange High School and Whitworth High School are poor quality.

Supply vs demand analysis:

- ◀ There are 11 netball teams playing in Rossendale which collectively play in the Rossendale Ladies Netball League. The league mainly operates as an indoor league using sports hall at the Adrenaline Centre and the Valley Leadership Academy.
- ◀ Rossendale Ladies Netball League aspires to grow its league competition by an additional nine teams but cannot, due to a lack of courts.
- ◀ Based on the current supply of outdoor netball courts in Rossendale, it is considered that there is a sufficient supply to accommodate any current demand.
- ◀ When considering latent demand identified by Rossendale Ladies Netball League it is considered that there is an insufficient supply of outdoor courts to accommodate potential demand for summer netball. It is also noted that no current participation programmes such as Back to Netball or Walking Netball occur in Rossendale and therefore consideration should also be given to where these could occur and to what existing capacity exists to run these events in the future.

ROSSENDALE BOROUGH COUNCIL

PLAYING PITCH ASSESSMENT REPORT

APPENDIX 1: SPORTING CONTEXT

The following section outlines a series of national, regional and local policies pertaining to the study and which will have an important influence on the Strategy.

National context

The provision of high quality and accessible community outdoor sports facilities at a local level is a key requirement for achieving the targets set out by the Government and Sport England. It is vital that this strategy is cognisant of and works towards these targets in addition to local priorities and plans.

Department of Media Culture and Sport Sporting Future: A New Strategy for an Active Nation (2015)

The Government published its strategy for sport in December 2015. This strategy confirms the recognition and understanding that sport makes a positive difference through broader means and that it will help the sector to deliver five simple but fundamental outcomes: physical health, mental health, individual development, social and community development and economic development. In order to measure its success in producing outputs which accord with these aims it has also adopted a series of 23 performance indicators under nine key headings, as follows:

- ◀ More people taking part in sport and physical activity.
- ◀ More people volunteering in sport.
- ◀ More people experiencing live sport.
- ◀ Maximising international sporting success.
- ◀ Maximising domestic sporting success.
- ◀ A more productive sport sector.
- ◀ A more financially and organisationally sustainable sport sector.
- ◀ A more responsible sport sector.

Sport England: Towards an Active Nation (2016-2021)

Sport England has recently released its new five year strategy 'Towards an Active Nation'. The aim is to target the 28% of people who do less than 30 minutes of exercise each week and will focus on the least active groups; typically women, the disabled and people from lower socio-economic backgrounds.

Sport England will invest up to £30m on a plan to increase the number of volunteers in grassroots sport. Emphasis will be on working with a larger range of partners with less money being directed towards National Governing Bodies.

The Strategy will help deliver against the five health, social and economic outcomes set out in the Government's Sporting Future strategy.

- ◀ Physical Wellbeing
- ◀ Mental Wellbeing
- ◀ Individual Development
- ◀ Social & Community Development
- ◀ Economic Development

ROSSENDALE BOROUGH COUNCIL

PLAYING PITCH ASSESSMENT REPORT

National Planning Policy Framework (2018)

The National Planning Policy Framework (NPPF) sets out planning policies for England. It details how these changes are expected to be applied to the planning system. It also provides a framework for local people and their councils to produce distinct local and neighbourhood plans, reflecting the needs and priorities of local communities.

The NPPF states the purpose of the planning system is to contribute to the achievement of sustainable development. It identifies that the planning system needs to focus on three themes of sustainable development: economic, social and environmental. A presumption in favour of sustainable development is a key aspect for any plan-making and decision-taking processes. In relation to plan-making the NPPF sets out that Local Plans should meet objectively assessed needs.

The 'promoting healthy and safe communities' theme identifies that planning policies should be based on robust and up-to-date assessments of the need for open space, sports and recreation facilities (including quantitative or qualitative deficits or surpluses) and opportunities for new provision. Information gained from the assessments should be used to determine what open space, sport and recreational provision is needed, which plans should then seek to accommodate.

As a prerequisite, the NPPF states existing open space, sports and recreation buildings and land, including playing fields, should not be built on unless:

- ◀ An assessment has been undertaken, which has clearly shown the open space, buildings or land to be surplus to requirements; or
- ◀ The loss resulting from the proposed development would be replaced by equivalent or better provision in terms of quantity and quality in a suitable location; or
- ◀ The development is for alternative sports and recreational provision, the benefits of which clearly outweigh the loss of the current or former use.

In order for planning policies to be 'sound' local authorities are required to carry out a robust assessment of need for open space, sport and recreation facilities.

The FA National Football Facilities Strategy (2018-28)

The Football Association's (FA) National Football Facilities Strategy (NFFS) provides a strategic framework that sets out key priorities and targets for the national game (i.e., football) over a ten-year period. The Strategy is presently in draft and is due for publication in 2018.

The Strategy sets out shared aims and objectives it aims to deliver on in conjunction with The Premier League, Sport England and the Government, to be delivered with support of the Football Foundation.

These stakeholders have clearly identified the aspirations for football to contribute directly to nationally important social and health priorities. Alongside this, the strategy is clear that traditional, affiliated football remains an important priority and a core component of the game, whilst recognising and supporting the more informal environments used for the community and recreational game.

Its vision is: *"Within 10 years we aim to deliver great football facilities, wherever they are needed"*

ROSSENDALE BOROUGH COUNCIL

PLAYING PITCH ASSESSMENT REPORT

£1.3 billion has been spent by football and Government since 2000 to enhance existing football facilities and build new ones. However, more is needed if football and Government's shared objectives for participation, individual well-being and community cohesion are to be achieved. Nationally, direct investment will be increased – initially to £69 million per annum from football and Government (a 15% increase on recent years).

The NFFS investment priorities can be broadly grouped into six areas, recognising the need to grow the game, support existing players and better understand the different football environments:

- ◀ **Improve 20,000 Natural Turf pitches**, with a focus on addressing drop off due to a poor playing experience;
- ◀ **Deliver 1,000 3G AGP 'equivalents'** (mix of full size and small sided provision, including MUGAs - small sided facilities are likely to have a key role in smaller / rural communities and encouraging multi-sport offers), enhancing the quality of playing experience and supporting a sustainable approach to grass roots provision;
- ◀ **Deliver 1,000 changing pavilions/clubhouses**, linked to multi-pitch or hub sites, supporting growth (particularly in women and girls football), sustainability and providing a facility infrastructure to underpin investment in coaching, officials and football development;
Support access to flexible indoor spaces, including equipment and court markings, to support growth in futsal, walking football and to support the education and skills outcomes, exploiting opportunities for football to positively impact on personal and social outcomes for young people in particular;
- ◀ **Refurbish existing stock to maintain current provision**, recognising the need to address historic under-investment and issues with refurbishment of existing facilities;
- ◀ **Support testing of technology and innovation**, building on customer insight to deliver hubs for innovation, testing and development of the game.

Local Football Facility Plans

To support in delivery of both the current and superseding FA National Game Strategy (NGS), the FA commissioned a nationwide consultancy project. A Local Football Facility Plan (LFFP) has now been produced for every local authority across England. Each plan is unique to its area as well as being diverse in its representation.

The LFFP is strategically aligned to the National Football Facilities Strategy (NFFS); a 10-year plan to change the landscape of football facilities in England. The NFFS represents a major funding commitment from the national funding partners (The FA, Premier League, DCMS, Football Foundation) to inform and direct an estimated one billion pounds of investment into football facilities over the next ten years.

Each LFFP will build upon PPS findings (where present and current) regarding the formal and affiliated game, to also include strategic priorities for investment across small sided football (recreational and informal including indoors). The LFFP will also incorporate consultation with groups outside of formal football, as well as underrepresented communities. This could include those which may be key partners with regards to football for behavioural change and groups which may be key drivers of FA NGS priorities around participation in the likes of women and girls' football, disability football and futsal.

LFFPs will identify key projects to be delivered and act as an investment portfolio for projects that require funding. As such, around 90% of all national football investment through the funding partners will be identified via LFFPs.

ROSSENDALE BOROUGH COUNCIL PLAYING PITCH ASSESSMENT REPORT

It is important to recognise that a LFFP is an investment portfolio of priority projects for potential investment - it is not a detailed supply and demand analysis of all pitch provision in a local area. Consequently, it cannot be used in place of a PPS and is not an accepted evidence base for site change of use or disposal. A LFFP will, however, build on available/existing local evidence and strategic plans and may adopt relevant actions from a PPS and/or complement these with additional investment priorities.

The FA: National Game Strategy (2018-2021)

The FA launched its new National Game Strategy in July 2018 which aims to inspire a life-long journey in football for all. To achieve this, the strategy will focus on five key aspects of the game:

- ◀ A high quality introduction to football
- ◀ Developing clubs and leagues
- ◀ Embrace all formats of football and engage all participants
- ◀ Recruit, develop and support the workforce
- ◀ Develop sustainable facilities

Through these five pillars, The FA's objectives are to:

- ◀ Increase the number of male affiliated and recreational players by 10%.
- ◀ Double the number of female affiliated and recreational players via a growth of 75%.
- ◀ Increase the number of disability affiliated and recreational players by 30%.
- ◀ Ensure affiliated Futsal is available across the country in order to increase the number of Futsal affiliated and recreational players.

The sustainable football facilities should provide support to an agreed portfolio of priority projects that meet National Football Facility Strategy (NFFS) investment priorities. The sustainable football facilities should provide support to an agreed portfolio of priority projects that meet National Football Facility Strategy (NFFS) investment priorities.

England and Wales Cricket Board (ECB) Inspiring Generations (2019-2024)

"Inspiring Generations" is the new ECB participation strategy which was announced in January 2019. It builds on the strong foundations laid by Cricket Unleashed and supports the growth of cricket in England and Wales between 2020 and 2024. At the heart of this strategy is a single unifying purpose, which gets to the core of what the game can do for society both on and off the field to ensure that cricket is in an even stronger position that it is in 2019.

Inspire Generations has six key priorities and activities including transforming women's and girls' cricket to increase the representation of women in every level of cricket by:

- ◀ Growing the base through participation and facilities investment.
- ◀ Growing the base through participation and facilities investment.
- ◀ Launching centres of excellence and a new elite domestic structure.
- ◀ Investing in girls' county age group cricket.
- ◀ Delivering a girls' secondary school programme.

ROSSENDALE BOROUGH COUNCIL

PLAYING PITCH ASSESSMENT REPORT

The Rugby Football Union Strategic Plan (2017-2021)

The RFU has released its new strategic vision for rugby in England. The strategy is based on four main elements which are; Protect, Engage, Grow and Win. It covers all elements of rugby union ranging from elite rugby to grassroots, although the general relevancy to the PPS is centred around growing the game.

The RFU exists to promote and develop rugby union in England and ensure the long-term sustainability of clubs by growing player numbers and retaining them across all age groups. Responding to wider market influences, work will continue on developing new ways to take part in all forms of the game, without comprising the sports traditions. This will ensure a lasting legacy from elite success by attracting new players and encouraging current male and female adult players to play.

The four key aims to ensure long term sustainability are to:

- ◀ Improve player transition from age grade to adult 15-a-side rugby
- ◀ Expand places to play through Artificial Grass Pitches (AGPs)
- ◀ Engage new communities in rugby
- ◀ Create a community 7's offering

England Hockey Strategy

England Hockey's Facilities Strategy can be found [here](http://www.englishockey.co.uk/page.asp?section=2075§ionTitle=Facilities+Strategy).
<http://www.englishockey.co.uk/page.asp?section=2075§ionTitle=Facilities+Strategy>

Vision: For every hockey club in England to have appropriate and sustainable facilities that provide excellent experiences for players.

Mission: More, Better, Happier Players with access to appropriate and sustainable facilities

The 3 main objectives of the facilities strategy are:

1. PROTECT: To conserve the existing hockey provision

- There are currently over 800 pitches that are used by hockey clubs (club, school, universities) across the country. It is important to retain the current provision where appropriate to ensure that hockey is maintained across the country.

2. IMPROVE: To improve the existing facilities stock (physically and administratively)

- The current facilities stock is ageing and there needs to be strategic investment into refurbishing the pitches and ancillary facilities. England Hockey works to provide more support for clubs to obtain better agreements with facilities providers & education around owning an asset.

3. DEVELOP: To strategically build new hockey facilities where there is an identified need and ability to deliver and maintain. This might include consolidating hockey provision in a local area where appropriate.

England Hockey has identified key areas across the country where there is a lack of suitable hockey provision and there is a need for additional pitches, suitable for hockey. There is an identified demand for multi pitches in the right places to consolidate hockey and allow clubs to have all of their provision catered for at one site.

ROSSENDALE BOROUGH COUNCIL

PLAYING PITCH ASSESSMENT REPORT

The intention is to:

- ◀ Be progressive.
- ◀ Offer opportunities to participate at national and international level.
- ◀ Work to raise the profile of the sport in support of recruitment and retention.
- ◀ Lead the sport.
- ◀ Support clubs and county associations.

British Crown Green Bowling Association

Please note there is no current facility guidance provided by British Crown Green Bowling Association responsible for crown green bowls in England.

<http://bcgba.org.uk/index.html>

British Tennis Strategy 2019

The new LTA Strategy includes seven strategies relating to three objectives which are built around the following vision and mission:

Vision: tennis opened up

Mission: to grow tennis by making it relevant, accessible, welcoming and enjoyable

Objectives

- ◀ Increase the number of fans on our database from [623,602] to [1,000,000] by 2023.
- ◀ More people playing more often;
 - Increase the number of adults playing tennis each year from [7.7% (4,018,600)] of the population to [8.5% (4,420,460)], and the frequency of adults playing tennis twice a month from [1.9% (858,700)] of the population to [2.2% (1,000,000)] by 2023.
 - The number of children playing tennis from [x] to [y] by 2023 (to be finalised December 2018 on publication of Sport England's new Child Participation Survey).
- ◀ Enable 5 new players to break into the top 100 by 2023 and inspire the tennis audience.

Strategies

1. Visibility -Broaden relevance and increase visibility of tennis all year round to build engagement and participation with fans and players.
2. Innovation - Innovate in the delivery of tennis to widen its appeal.
3. Investment - Support community facilities and schools to increase the opportunities to play
4. Accessibility - Make the customer journey to playing tennis easier and more accessible for anyone
5. Engagement - Engage and collaborate with everyone involved in delivering tennis in Britain, particularly coaches and volunteers to attract and maintain more people in the game.
6. Performance - Create a pathway for British champions that nurtures a diverse team of players, people and leaders.
7. Leadership - Lead tennis in Britain to the highest standard so it is a safe, welcoming, well-run sport.

ROSSENDALE BOROUGH COUNCIL

PLAYING PITCH ASSESSMENT REPORT

England Netball - Your Game, Your Way 2013-17

Even though this Plan is out of date, England Netball remains committed to its '10-1-1' mission, vision and values that form the fundamentals for its strategic planning for the future for the sport and business. To facilitate the successful achievement of Netball 10:1:1 and Goal 4, England Netball will:

- ◀ Accelerate the participation growth by extending our market penetration and reach through the activation of a range of existing and new participant-focused products and programmes that access new and targeted markets.
- ◀ Increase the level of long-term participant retention through targeting programmes at known points of attrition and easy transition through the market segments, supported by an infrastructure that reflects the participant needs and improves their netball experience.
- ◀ Build a sustainable performance pathway and system built on the principles of purposeful practice and appropriate quality athlete coach contact time.
- ◀ Develop sustainable revenue streams through the commercialisation of a portfolio of products and programmes and increasing membership sales. This will also include the creation of cost efficiencies and improved value for money through innovative partnerships and collaborations in all aspects of the business.
- ◀ Establish high standards of leadership and governance that protect the game and its people and facilitates the on-going growth and transformation of the sport.

England Athletics Strategic Plan – Athletics & Running: for everyone, forever – 2017 and beyond

This plan sets out England Athletics' mission, vision and strategic priorities that will direct how they work as an organisation during the coming years: what they do and how they will do it.

Vision: Make athletics and running the most inclusive and popular sport in England, led by a network of progressive clubs and organisations and supported by a sustainable, respected and trusted governing body.

For England Athletics to achieve this vision, they will focus on three values:

- ◀ Pride – taking pride in their work and demonstrating to athletes that they recognise the importance of their role in bettering athletics.
- ◀ Integrity – demonstrate integrity to earn respect and to build effective partnerships.
- ◀ Inclusivity – promote inclusivity in all their actions.

Mission: To grow opportunities for everyone to experience athletics and running, to enable them to reach their full potential.

In order to achieve their mission, England Athletics will have three strategic priorities.

1. To expand the capacity of the sport by supporting and developing its volunteers and other workforce. The target is to achieve a 6% increase every year of licensed leaders, coaches and officials.
2. To sustain and increase participation and performance levels in our sport. To achieve this, England Athletics' current targets are to increase the number of club registered athletes from (149,000 to 172,000), engage 135,000 people through the RunTogether programme and to increase athlete performance levels across all events and disciplines by 1% every year.
3. To influence participation in the wider athletics market. Their target here is to increase the number of regular athletes or runners by at least one million.

ROSSENDALE BOROUGH COUNCIL

PLAYING PITCH ASSESSMENT REPORT

England Athletics Facility Strategy (2018 – 2025)

The purpose of this document is to set out our long term vision for athletics facilities in England. Facilities form a vital component of the overall England Athletics strategy.

The development, protection and enhancement of facilities will support our strategic plan and help England Athletics contribute to the delivery of the Department for Culture, Media and Sport's Sporting Futures: A New Strategy for Sport and Sport England's strategy Towards an Active Nation. Appropriate facilities help to attract and inspire new participants and provide the foundation and focus for a significant proportion of the England Athletics family.

The England Athletics Strategic Plan notes that the sport increasingly needs to become financially sustainable and that a business-like and innovative approach is a vital component of its future success. Facilities are fundamental, but they are also expensive to create and to maintain. The sport therefore faces a significant challenge to develop, improve and maintain facilities, most of which are currently operated and funded by third parties.

This strategy sets out a challenge to all those involved with the delivery of the sport to be innovative and business like in the operation and development of facilities at a time of financial challenge, as it aims "To create an innovative and inspiring network of sustainable athletic facilities, with the capacity to meet both current and future demand across England".

UK Athletics Facilities Strategy (2014-2019)

Facilities are essential to attracting, retaining and developing athletes of the future. Having the right facilities in the right place will be crucial in meeting growing demand, increasing participation in physical activity and athletics, improving the health of the nation and supporting a new generation of athletes in clubs and schools through to national and world class level.

UKA and the Home Country Athletics Federations (HCAFs) recognise the challenges faced by facility owners and venue operators, and the 5 year Facility Strategy (2014-2019) uses a Track & Field facility model designed to support a sustainable UK network of development, training and competition venues that meet Home Country needs aligned to UKA's Athlete/Participant Development Model. In addition to Track and Field provision, UKA recognises the huge amount of club activity that takes place on roads, paths and trails and the strategy also maps out a plan for future "running" facilities



ROSSENDALE BOROUGH COUNCIL PLAYING PITCH AND OUTDOOR SPORT STRATEGY & ACTION PLAN

JANUARY 2021

QUALITY, INTEGRITY, PROFESSIONALISM

Knight, Kavanagh & Page Ltd
Company No: 9145032 (England)

MANAGEMENT CONSULTANTS

Registered Office: 1-2 Frecheville Court, off Knowsley Street, Bury BL9 0UF
T: 0161 764 7040 E: mail@kcp.co.uk www.kcp.co.uk



4/20

ROSSENDALE BOROUGH COUNCIL PLAYING PITCH STRATEGY AND OUTDOOR SPORT STRATEGY

CONTENTS

ABBREVIATIONS	1
PART 1: INTRODUCTION	2
PART 2: VISION	12
PART 3: AIMS.....	13
PART 4: SPORT SPECIFIC ISSUES SCENARIOS AND RECOMMENDATIONS	14
PART 5: STRATEGIC RECOMMENDATIONS	32
PART 6: ACTION PLAN.....	46
PART 7: HOUSING GROWTH SCENARIOS.....	63
PART 8: DELIVER THE STRATEGY AND KEEP IT ROBUST AND UP TO DATE	66
APPENDIX ONE: SPORTING CONTEXT.....	70
APPENDIX TWO: FUNDING PLAN	79
APPENDIX THREE: MONITORING AND REVIEW PROCESS	83

ROSSENDALE BOROUGH COUNCIL PLAYING PITCH STRATEGY AND OUTDOOR SPORT STRATEGY

ABBREVIATIONS

3G	Third Generation (artificial turf)
AGP	Artificial Grass Pitch
ANOG	Assessing Needs and Opportunities Guidance
BC	Bowls Club
CC	Cricket Club
ECB	England and Wales Cricket Board
EH	England Hockey
FA	Football Association
FC	Football Club
FF	Football Foundation
FIFA	Fédération Internationale de Football Association
GMA	Grounds Maintenance Association
HC	Hockey Club
KKP	Knight, Kavanagh and Page
LTA	Lawn Tennis Association
NGB	National Governing Body
NPPF	National Planning Policy Framework
NTP	Non turf pitch
PPOSS	Playing Pitch and Outdoor Sport Strategy
PQS	Performance Quality Standard
RBC	Rossendale Borough Council
RLT	Rossendale Leisure Trust
RFU	Rugby Football Union
RUFC	Rugby Union Football Club
S106	Section 106 Agreement
TGR	Team Generation Rate
TC	Tennis Club
U	Under

ROSSENDALE BOROUGH COUNCIL

PLAYING PITCH AND OUTDOOR SPORT STRATEGY

PART 1: INTRODUCTION

This is the Playing Pitch & Outdoor Sport Strategy (PPOSS) for Rossendale Borough Council (RBC). Building upon the preceding Assessment Report, it provides a clear, strategic framework for the maintenance and improvement of all formal outdoor playing pitch and outdoor sport provision, with accompanying ancillary facilities up to 2034 (in line with the Rossendale Emerging Local Plan) and subject to annual monitoring and review taking place. If no review has taken place in three years from the date of the baseline data being collated, then the PPOSS will no longer be considered up to date or robust.

The PPOSS will form a key element of the evidence base to support local policy and the Local Plan as a whole, ensuring that it is compliant with the National Planning Policy Framework (NPPF). The Strategy has been developed in accordance with Sport England guidance and under the direction of a steering group led by the Council, Sport England and including National Governing Bodies of Sport (NGBs). It is capable of:

- ◀ Providing adequate planning guidance to assess development proposals affecting outdoor sports facilities, as appropriate, directing outdoor sport contributions secured through development and informing and shaping local planning policy.
- ◀ Informing the protection and provision of outdoor sports facilities.
- ◀ Informing land use decisions in respect of future use of existing playing pitch areas and playing fields (capable of accommodating pitches).
- ◀ Providing a strategic framework for the provision and management of outdoor sports facilities.
- ◀ Supporting external funding bids and maximising support for outdoor sports facilities.
- ◀ Providing the basis for ongoing monitoring and review of the use, distribution, function, quality and accessibility of outdoor sports facilities.

The strategy has been developed from research and analysis of outdoor sports provision and usage to provide:

- ◀ A vision for the future improvement and prioritisation of outdoor sport facilities.
- ◀ Evidence to help protect and enhance outdoor sport provision.
- ◀ The need to inform the development and implementation of planning policy.
- ◀ The need to inform the assessment of planning applications.
- ◀ The need to provide evidence to help secure internal and external funding.
- ◀ A series of sport-by-sport recommendations that provide a strategic framework for improvements to provision.
- ◀ A series of strategic recommendations which provide a strategic framework for the improvement, maintenance, development and, as appropriate, rationalisation of the playing pitch stock.
- ◀ A prioritised area-by-area action plan to address key issues.

The Strategy and Action Plan recommends a number of priority projects for Rossendale which should be realised over the Local Plan period. It provides a framework for improvement and, although resources may not currently be in place to implement it, possible sources of external funding should be sought.

Monitoring and updating

It is important to ensure there is regular annual monitoring and review of the baseline data, recommendations and actions identified in the Strategy. This monitoring should be led by the Council and supported by the Steering Group. As a guide, if no review and subsequent update has been carried out within three years of the baseline data being collated, then Sport

ROSSENDALE BOROUGH COUNCIL

PLAYING PITCH AND OUTDOOR SPORT STRATEGY

England and the NGBs would consider the PPOSS; and the information on which it is based, to be out of date.

The PPOSS should be reviewed on an annual basis from the date it is formally signed off by the Steering Group. This will help to maintain the momentum and commitment built up when developing the PPOSS. Taking into account the time spent developing the PPOSS this should also help to ensure that the original supply and demand information is no more than two years old without being reviewed. Part 8 of this strategy report contains a suggested process for undertaking the update and monitoring. The Steering Group will need to agree a bespoke process prior to the adoption of this strategy.

Scope

The scope of the PPOSS will focus geographically on all local provision, regardless of ownership and management arrangements. Provision included within the project is as follows:

- ◀ Football
- ◀ Rugby union
- ◀ Rugby league
- ◀ Hockey
- ◀ Cricket
- ◀ Bowls
- ◀ Tennis
- ◀ Athletics
- ◀ Netball

Please note that, although included in the scope, no rugby league provision exists in Rossendale. Further to this, although there is existing provision, there is no identified existing demand for hockey.

Pitch sports (i.e. football, rugby union, hockey and cricket) are assessed using the guidance set out in Sport England's Playing Pitch Strategy Guidance: An approach to developing and delivering a playing pitch strategy (2013).

Non-pitch sports (e.g. bowls and tennis) are assessed using Sport England's Assessing Needs and Opportunities Guidance (2014). This requires a different but parallel methodology to assess supply and demand to that used for pitch sports.

Study area

Rossendale is made up of several small former mill towns centred on the valley of the River Irwell in the North West. It combines modest size urban development with rural villages.

The population is spread between the larger towns of Bacup, Haslingden, Rawtenstall and Whitworth; the smaller settlements of Crawshawbooth, Edenfield, Helmshore, Waterfoot, as well as Britannia, Broadclough, Chatterton, Cloughfold, Cowpe, Irwell Vale, Loveclough, Newchurch, Shawforth, Stacksteads, Stubbins, Turn and Weir.

The study area will comprise the whole of the Borough Council's administrative area. In addition, cross-boundary issues will also be explored to determine the level of imported and exported demand from neighbouring authorities such as Hyndburn and Blackburn with Darwen.

ROSSENDALE BOROUGH COUNCIL PLAYING PITCH AND OUTDOOR SPORT STRATEGY

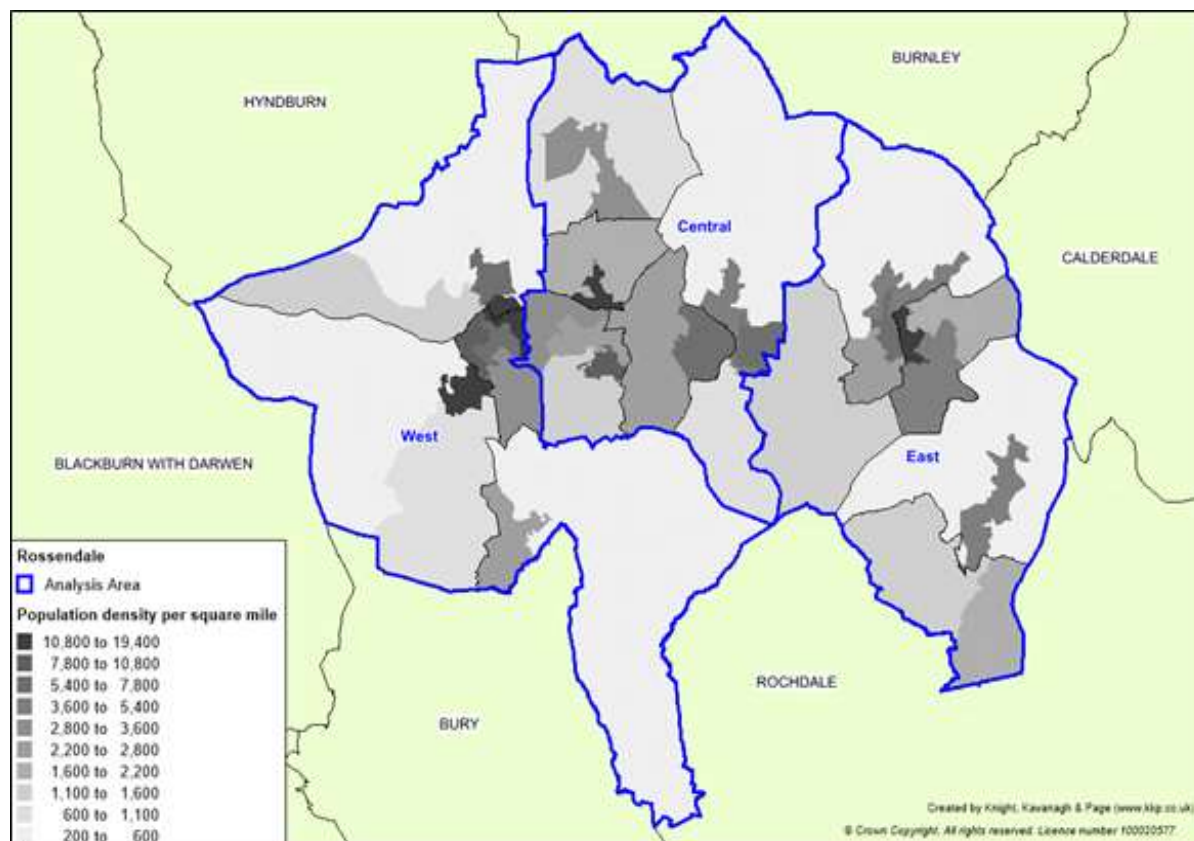
Analysis areas (or sub areas) have been considered to allow for a more localised analysis of Rossendale and its main settlements, particularly for more predominate sports in the area such as football.

- ◀ Rossendale West
- ◀ Rossendale Central
- ◀ Rossendale East

Table 1.1: Analysis areas by ward

Analysis area	Ward
Rossendale West	Eden
	Greenfield
	Helmshore
	Worsley
Rossendale Central	Cribden
	Goodshaw
	Hareholme
	Longholme
	Whitwell
Rossendale East	Facit and Shawforth
	Greensclough
	Healey and Whitworth
	Irwell
	Stacksteads

Figure 1.1: Rossendale analysis area map



ROSSENDALE BOROUGH COUNCIL

PLAYING PITCH AND OUTDOOR SPORT STRATEGY

1.1: Context

The rationale for undertaking this study is to identify current levels of provision in the Borough across the public, education, voluntary and commercial sectors and to compare this with current and likely future levels of demand. The primary purpose of the PPOSS is therefore to provide a strategic framework that ensures the provision of playing pitch facilities meets the local needs of existing and future residents.

Concern at national government level over the loss of playing fields prompted the development of localised playing pitch assessments and strategies which identify current and future requirements for playing fields.

- ◀ Developing a strategic approach to the analysis of playing pitch supply and demand is necessary to:
- ◀ Protect playing pitches against development pressures on land in, and around, urban areas.
- ◀ Identify pitch (natural grass and artificial) supply and demand issues in relation to predicted population changes.
- ◀ Address 'demand' pressures created as a result of specific sports development pressures e.g. growth of mini soccer and wider use of artificial grass pitches.
- ◀ Address budget pressures and public-sector cuts.

This strategy provides an evidence base for planning decisions, funding bids and background evidence to support Local Plan policies in relation to formal recreation. It will ensure that this evidence is sound, robust and capable of being scrutinised through examination and meets the requirements of the National Planning Policy Framework (NPPF).

One of the core planning principles of the NPPF is to improve health, social and cultural wellbeing for all and deliver sufficient community and cultural facilities and services to meet local needs. Section 8 deals specifically with the topic of healthy communities; Paragraph 96 discusses the importance of access to high quality open spaces and opportunities for sport and recreation that can make an important contribution to the health and well-being of communities.

Paragraph 97 discusses assessments and the protection of "existing open space, sports and recreational buildings and land, including playing fields". A PPOSS will provide the evidence required to help protect playing fields to ensure sufficient land is available to meet existing and projected future pitch requirements.

Paragraphs 99 and 100 promote the identification of important green spaces by local communities and the protection of these facilities. Such spaces may include playing fields.

Planning Policy and other relevant sport related corporate strategies must continue to be based upon a robust evidence base in order to ensure planning and sports development policy can be implemented efficiently and effectively;

Corporate and strategic:

- ◀ It ensures a strategic approach to outdoor sport provision; the PPOSS will act as a tool for the Council and partner organisations to guide resource allocation and set priorities for outdoor sports in the future.
- ◀ It provides robust evidence for capital funding - as well as proving the need for developer contributions towards pitches and facilities, a PPOSS can provide evidence of need for a range of capital grants; current funding examples include the Sport England Funding Programmes, Heritage Lottery Fund (for park improvements), the Football Foundation and the Big Lottery.

ROSSENDALE BOROUGH COUNCIL

PLAYING PITCH AND OUTDOOR SPORT STRATEGY

Planning:

- ◀ The PPOSS provides important evidence to support the Local Plan process and implementation.
- ◀ It supports strategic policies on green infrastructure, leisure, outdoor sports facilities and health and well-being.
- ◀ Evidence for developer contributions.

Operational:

- ◀ Helps improve management of assets, which should result in more efficient use of resources and reduced overheads.
- ◀ The Action Plan identifies sites where quality of provision can be enhanced.
- ◀ An assessment of all pitches helps understand how facilities are used and whether the current maintenance and management regimes are appropriate or require change.

Sports development:

- ◀ It helps identify which sites have community use and whether that use is secure or not.
- ◀ It helps identify where community use of school sports pitches is most needed to address any identified deficits in pitch provision.
- ◀ It provides better information to residents and other users of sports pitches available for use; this includes information about both pitches and sports teams / user groups.
- ◀ It promotes sports development and can help unlock latent demand by identifying where the lack of facilities might be suppressing the formation of teams / community needs.

1.2: Local context

Rossendale Borough Council Corporate Strategy (2017-2021)

This is a Council wide document which pulls together wider Council plans and strategies so that everyone is working to a vision and priorities that will benefit individuals and Rossendale as a whole. It underlines a commitment to gain investment and ensure sustainable growth in Rossendale, as well as maintaining high quality, value for money services. The vision is: 'Rossendale, a place where people want to live, visit, work and invest'. Its stated values include:

- ◀ Customers matter
- ◀ Listening and communicating
- ◀ Loyalty
- ◀ Management of performance
- ◀ Celebrating success

Its three key priorities are:

- ◀ A clean and green Rossendale
- ◀ A connected and successful Rossendale that welcomes sustainable growth
- ◀ A proud, healthy and vibrant Rossendale

Rossendale Council Core Strategy Development Plan (2011-2026)

This document was adopted in November 2011 and sets out its policies on development and land use. This commits to ensuring that the Borough is a healthy, vibrant place to live and visit. It notes that to achieve this it will need to work with partners to improve the health and wellbeing of its residents, particularly through sport, leisure within its stock of parks and open spaces.

ROSSENDALE BOROUGH COUNCIL

PLAYING PITCH AND OUTDOOR SPORT STRATEGY

An emerging Local Plan for Rossendale (to 2034) will replace the Core Strategy once adopted.

Emerging Rossendale Local Plan 2019-2034

This is currently at Examination (as of April 2020); once adopted, it will replace the 2011 Core Strategy. It contains policies seeking to protect existing playing pitches, open space and sport and recreation facilities, as well as setting out requirements for new open space and sport provision.

Housing growth

Strategic Policy HS1 in the emerging Rossendale Local Plan identifies a net housing requirement of 3,180 dwellings over the plan period (2019-2034) equating to 212 dwellings per year.

The net housing requirement for the period 2019-2034 will be achieved through:

- ◀ Providing at least 3,180 additional dwellings over the plan period equating to 212 dwellings a year
- ◀ Delivering an overall amount of 30% of all new dwellings on previously developed land across the Borough
- ◀ Keeping under review housing delivery performance on a yearly basis

The housing requirement figure for Edenfield Community Neighbourhood Forum for 2019-2034 is 456 dwellings.

Rossendale 2019 Infrastructure Delivery Plan (IDP) update

This was produced in support of the emerging Local Plan and provides an update to the 2018 IDP. The purpose of the IDP is to provide an up-to-date evidence base document to demonstrate that the necessary infrastructure is either in place or is planned to support delivery of Local Plan growth proposals, including those relating to education and health.

Town Centre, Retail Leisure and Tourism Study 2017

A key purpose of this Study is to provide an assessment of retail, leisure and tourism needs and capacity in the period to 2034, and to review the current performance of Rawtenstall town centre, Bacup and Haslingden Borough centres as well as six further local and neighbourhood centres across the Borough.

The key findings for indoor sports or health and fitness are that the Borough's sports offer is extensive and appropriately distributed in its key settlements (reflecting consumer demand). The report determines that from a quantitative and qualitative perspective it can be said that Rossendale is relatively well provided for in terms of indoor health and fitness facilities.

Whilst there does not appear to be a pressing need to allocate additional land for such leisure uses, it is considered that proposals for new indoor sports, health and fitness provision should be considered positively, provided that they are in accordance with the provisions of the development plan and national planning policy.

ROSSENDALE BOROUGH COUNCIL

PLAYING PITCH AND OUTDOOR SPORT STRATEGY

Economic Development Strategy for Rossendale 2018-2033

This has been prepared to deliver the economic elements of the three corporate priorities and specifically the priority for 'A connected and successful Rossendale that welcomes sustainable growth.' The vision is that, by 2033, Rossendale economy will show strong and sustainable growth, with improved connectivity as a 'bridge' into Lancashire from Greater Manchester and West Yorkshire. The *Invest in Rossendale* brand will be firmly established within the business community, attracting growth sector businesses to employment sites with access to a skilled labour supply, creating well paid jobs for local residents.

Rossendale will be known in the sub-region and beyond for its Adrenaline Valley offer and cultural experiences. Residents will have improved life chances and achieve greater economic success via provision of enhanced employment, skills and educational opportunities. Rawtenstall, Bacup and Haslingden will be renowned regionally for their unique offers and be strong destinations for shoppers and visitors. This strategy aims for Rossendale to:

- ◀ Generate private sector investment within town centres, from employment sites and residential development worth £550m.
- ◀ Attract over £200m public sector investment required in rail and road infrastructure.
- ◀ Create 1,600 new jobs, with more than 800 of these in growth sectors.
- ◀ Achieve greater prosperity for all by raising income levels.
- ◀ Increase the business rate base on undeveloped and under-utilised sites.

Other key strategy documents include:

- ◀ Lancashire Ecological Network Approach and Analysis (2015).
- ◀ Open Space Review for Rossendale: Revision B - June 2006 (currently being updated).
- ◀ Open Space Strategy for Rossendale: Revision C - July 2008 (currently being updated).
- ◀ Open Space and Play Equipment Contributions SPD (2008)
- ◀ Playing Pitch Strategy 2016 (currently being updated).
- ◀ Rossendale Borough Environmental Network Study (2017)
- ◀ Rossendale Local Football Facility Plan (2019)

1.3: Headline findings

The table below highlights the quantitative headline findings identified for all main pitch sports included in the preceding Assessment Report. MES stands for match equivalent sessions and has been used as the comparable unit for natural grass pitches. Converting both the amount of play a site can accommodate (its carrying capacity) and how much play takes place there (its current use) into the same unit of demand enables a comparison to be undertaken.

Pitches have a limit of how much play they can accommodate over a certain period of time before their quality, and in turn their use, is adversely affected. As the main usage of pitches is for matches, it is appropriate for the comparable unit to be match equivalent sessions.

Based on how they tend to be played, this unit for football and rugby union pitches relates to a typical week within the season for each sport. For cricket pitches it is appropriate to look at the number of match equivalent sessions over the course of a season. How much play a cricket pitch can accommodate is primarily determined by the number and quality of wickets on a pitch. Only one match is generally played per pitch per day. However, play is rotated across the wickets to reduce wear and allow for repair. Each wicket is able to accommodate a certain amount of play per season as opposed to a week.

ROSSENDALE BOROUGH COUNCIL PLAYING PITCH AND OUTDOOR SPORT STRATEGY

The PPS guidance does not advocate the conversion of MES to pitches as there is not always a case for providing pitches to meet the demand/shortfalls expressed. For example, improving the quality of pitches can also increase the capacity of existing pitches to accommodate such demand. For qualitative findings and site-specific findings, please see Part 4: Sport Specific Recommendations and Scenarios, and Part 6: Action Plan.

For artificial surfaces (AGPs/3G pitches), how much play can be accommodated is primarily determined by availability, rather than how much play it can accommodate before its quality is adversely affected as with natural grass pitches. Therefore, whole pitches are used as the comparable unit. Similarly, for the other non-pitch sports (i.e. tennis, netball bowls etc) where it is not as easy to determine carrying capacity, whole facilities are used as the comparable unit.

Table 1.2: Quantitative headline findings

Sport	Analysis area	Current demand (2019)		Future demand (2034)
		Pitch type	Current capacity total in MES ¹	Future capacity total in MES
Football (grass pitches)	Rossendale Central	Adult	At capacity	Shortfall of 1
		Youth 11v11	At capacity	At capacity
		Youth 9v9	Spare capacity of 0.5	Spare capacity of 0.5
		Mini 7v7	Spare capacity of 1.5	Spare capacity of 1.5
		Mini 5v5	Spare capacity of 2	Spare capacity of 0.5
	Rossendale East	Adult	Shortfall of 0.5	Shortfall of 1
		Youth 11v11	At capacity	Shortfall of 1
		Youth 9v9	At capacity	Shortfall of 1
		Mini 7v7	At capacity	At capacity
		Mini 5v5	At capacity	Shortfall of 0.5
	Rossendale West	Adult	Spare capacity of 0.5	Shortfall of 1.5
		Youth 11v11	Shortfall of 3.5	Shortfall of 4.5
		Youth 9v9	Shortfall of 3.5	Shortfall of 3.5
		Mini 7v7	At capacity	Shortfall of 0.5
		Mini 5v5	At capacity	At capacity
	Rossendale	Adult	Spare capacity of 0.5	Shortfall of 1.5
		Youth 11v11	Shortfall of 3.5	Shortfall of 5.5
		Youth 9v9	Shortfall of 3	Shortfall of 4
		Mini 7v7	Spare capacity of 1.5	Spare capacity of 1
		Mini 5v5	Spare capacity of 2	At capacity
Football (3G pitches) ²	Rossendale Central	Full size, floodlit	At capacity	At capacity
	Rossendale East	Full size, floodlit	Shortfall of 1 full size floodlit pitch equivalent	Shortfall of 1 full size floodlit pitch equivalent
	Rossendale West	Full size, floodlit	Shortfall of 1 full size floodlit pitch equivalent	Shortfall of 1 full size floodlit pitch equivalent
	Rossendale	Full size, floodlit	Overall need for three full size pitch equivalents	Overall need for three full size pitch equivalents

¹ MES – match equivalent sessions per week (per season for cricket)

² Based on accommodating 38 teams on one full size pitch

ROSSENDALE BOROUGH COUNCIL PLAYING PITCH AND OUTDOOR SPORT STRATEGY

Sport	Analysis area	Current demand (2019)		Future demand (2034)
		Pitch type	Current capacity total in MES ¹	Future capacity total in MES
Cricket	Rossendale Central	Senior	Spare capacity of 12	Spare capacity of 4
	Rossendale East	Senior	Spare capacity of 12	Spare capacity of 12
	Rossendale West	Senior	Spare capacity of 24	Spare capacity of 24
	Rossendale	Senior	Spare capacity of 48	Spare capacity of 32
Rugby union	Rossendale Central	Senior	Shortfall of 2.75	Shortfall of 5.25
	Rossendale East	Senior	At capacity	At capacity
	Rossendale West	Senior	At capacity	At capacity
	Rossendale	Senior	Shortfall of 2.75	Shortfall of 5.25
Athletics	Rossendale	Athletics Track	Sufficient supply to meet current demand	Sufficient supply to meet future demand on the basis quality improvements are undertaken
Hockey (sand AGPs)	Rossendale	Small sided	Sufficient supply to meet current demand	Sufficient supply to meet future demand
Tennis	Rossendale	Courts	Sufficient supply to meet current demand	Sufficient supply to meet future demand on the basis quality improvements are undertaken at Parkwood LTC and local authority sites
Bowls	Rossendale	Greens	Sufficient supply to meet current demand	Sufficient supply to meet future demand
Netball	Rossendale	Courts	Sufficient supply to meet current demand	Potential shortfall related to identified latent demand for outdoor courts

Conclusions

The existing position for all outdoor sports is either; demand is currently being met, there is a current or future shortfall or there is a minimal level of spare capacity.

For football, current shortfalls are identified on adult, youth 11v11 and youth 9v9 pitch formats, with sufficient capacity remaining on mini pitch formats. Current shortfalls are identified at Haslingden High School and Stacksteads Recreation Ground. No other sites in Rossendale are overplayed, however, it is noted that pitch surface quality at many key sites (addressed in Part 4) require remedial work to allow sustained use throughout adverse weather.

ROSSENDALE BOROUGH COUNCIL PLAYING PITCH AND OUTDOOR SPORT STRATEGY

When accounting for future growth, it is anticipated that existing shortfalls will increase, and that new shortfalls emerge. Future shortfalls assume that no improvements will be made to pitch quality over the lifespan of the PPOSS and therefore qualitative improvements will have a positive effect in reducing future shortfalls.

From a cricket perspective, the existing level of provision can suitably accommodate current and future demand levels for both senior and junior cricket. The perennial issues for cricket locally are based on a need to improve the overall stock of ancillary provision which service existing cricket squares.

For rugby union, there are both current and future shortfalls. Shortfalls are solely aligned to concentrated levels of midweek training demand on one floodlit pitch at Marl Pits.

For all remaining sports, the current stock of facilities is meeting demand and is expected to do so in the future, although there is a requirement to increase quality of provision at specific sites which are identified within the Action Plan.

Notwithstanding the above, there are clear shortfalls identified for 3G pitches which cannot be alleviated unless new provision is created. Given this, there is a need to explore the feasibility of future provision at strategic sites in the Borough. The analysis identified a shortfall of two pitches, with a shortfall of one full-size pitch equivalent in each of the Rossendale East and Rossendale West analysis areas.

With resources to improve the quality of grass pitches being limited, an increase in 3G provision could also help reduce grass pitch shortfalls through the transfer of play, thus reducing overplay, which in turn can aid pitch quality improvements.

As there are identified shortfalls on grass pitches, there is a need to protect both playing pitch provision currently in use and pitches that are no longer in use due to the potential that they may offer for meeting current and future needs. Sites which are lapsed and disused should be protected from development unless the loss of playing field is suitably mitigated for. This might be on a like for like basis or through qualitative improvements on existing sites. Sport England should be consulted on all planning applications to inform what potential mitigation options could be.

In terms of further calculating future need based on housing growth within the Local Plan period please refer to Part 6: Housing Growth Scenario.

The PPS provides an estimate of demand for outdoor sport based on population forecasts and club consultation to 2034 (in line with the Local Plan period). This future demand is translated into teams likely to be generated (match equivalent sessions), rather than actual pitch provision required. The Sport England Playing Pitch Calculator (PPC) updates the likely demand generated and converts the demand into match equivalent sessions and the number of pitches required. Using it together with the outcomes of the PPS, it can be used to scenario test requirements on an allocation by allocation basis, where appropriate, or the cumulative impact of allocations.

ROSSENDALE BOROUGH COUNCIL

PLAYING PITCH AND OUTDOOR SPORT STRATEGY

PART 2: VISION

2.1: Vision

Below is Rossendale Borough's vision for its sport and leisure provision. It sets out the vision and objectives for the period 2021 - 2034.

"To create and maintain high quality, sustainable leisure and sports facilities which meet community need, increase participation, help tackle health and age issues and provide accessible, inclusive activities for Rossendale residents as part of an active lifestyle."

To achieve this vision, the strategy seeks to deliver the following objectives:

- ◀ Working collectively with partners to create opportunity for everyone to participate
- ◀ Ensure that all valuable facilities are protected for the long term benefit of sport.
- ◀ Promote a sustainable approach to the provision of playing pitches and management of sports clubs.
- ◀ Ensure that there are enough facilities in the right place to meet current and projected future demand.
- ◀ Ensure that all clubs have access to facilities of appropriate quality to meet current needs and longer term aspirations.

ROSSENDALE BOROUGH COUNCIL PLAYING PITCH AND OUTDOOR SPORT STRATEGY

PART 3: AIMS

The following overarching aims are based on the three Sport England themes. It is recommended that they are adopted by the Council and partners to enable delivery of the overall PPOSS vision and Sport England planning objectives.

AIM 1

To **protect** the existing supply of outdoor sports facilities where it is needed to meet current and future needs.

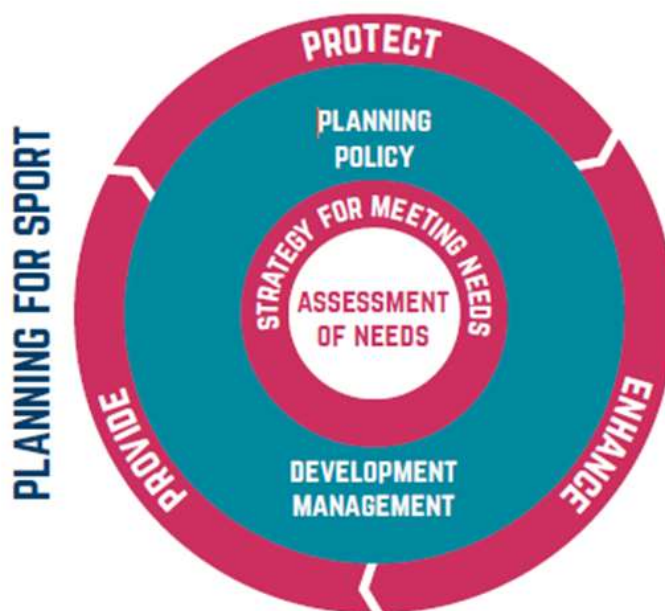
AIM 2

To **enhance** outdoor sports provision and ancillary facilities through improving quality and management of sites.

AIM 3

To **provide** new outdoor sports facilities where feasible and there is current or future demand to do so.

Figure 3.1: Sport England Objectives



Source: Sport England, Planning for Sport Guidance (2019)

ROSSENDALE BOROUGH COUNCIL

PLAYING PITCH AND OUTDOOR SPORT STRATEGY

PART 4: SPORT SPECIFIC ISSUES SCENARIOS AND RECOMMENDATIONS

In order to help develop the recommendations/actions and to understand their potential impact, a number of relevant scenario questions are tested against the key issues in this section for each playing pitch sport, resulting in sport specific recommendations.

Football – grass pitches

Assessment Report summary

- ◀ **Current supply of football pitch provision is insufficient with shortfalls evident on youth 11v11 and youth 9v9 pitch formats.**
- ◀ **When considering future demand, these shortfalls are likely to worsen and further shortfalls emerge on adult pitches.**
- ◀ **Grass football pitch supply:**
 - ◀ The audit identifies a total of 66 grass football pitches in Rossendale across 34 sites. Of the pitches, 57 are available, at some level, for community use across 25 sites. All unavailable pitches are located at education sites.
 - ◀ 63% of football pitches which are available for community use in Rossendale are poor quality. This severely impacts on the playability of the pitches throughout the football season. Clubs in the area report drainage issues and surface quality as being prominent issues.
- ◀ **Grass football pitch quality:**
 - ◀ Of the available pitches, three pitches are assessed as good quality, 18 as standard quality and 36 as poor quality. All good quality pitches are aligned to adult football teams which compete in high performance league competitions.
- ◀ **Affiliated football demand:**
 - ◀ Through the audit and assessment, 107 teams from 14 clubs are identified as playing in Rossendale. This consists of 13 adult men's, two adult women's, 43 youth boys', nine youth girls' and 40 mini mixed teams.
 - ◀ Six clubs' report aspirations to increase the number of teams they provide. In total, these potential demand increases would lead to the creation of 14 teams. Team generation rates do not forecast the growth of any additional teams from population estimates to 2034.
- ◀ **Supply vs demand analysis conclusions:**
 - ◀ Eight pitches are identified as having spare capacity in Rossendale, equating to actual spare capacity of five match equivalent sessions per week. Adult pitches which have spare capacity, but no changing facilities have had spare capacity discounted as they cannot appropriately accommodate demand for match play due to league regulations.
 - ◀ Three pitches across two sites are identified as being overplayed.
 - ◀ There are current shortfalls on youth 11v11, and youth 9v9 pitch formats and future shortfalls identified across adult, youth 11v11, youth 9v9 pitch formats.

Scenarios

Alleviating overplay/improving pitch quality

In total, there are three community available pitches which are overplayed in Rossendale. Improving quality of the remaining pitches (i.e. through increased maintenance or improved drainage) will therefore increase capacity and consequently reduce current and future shortfalls, and the impact is shown below.

As a reminder, the capacity rating for each type and quality rating is identified in the table below.

ROSSENDALE BOROUGH COUNCIL PLAYING PITCH AND OUTDOOR SPORT STRATEGY

Table 4.1: Football capacity rating based on quality scores

Adult pitches		Youth pitches		Mini pitches	
Pitch quality	Matches per week	Pitch quality	Matches per week	Pitch quality	Matches per week
Good	3	Good	4	Good	6
Standard	2	Standard	2	Standard	4
Poor	1	Poor	1	Poor	2

Table 4.2: Levels of overplay if quality improved to good quality

Site ID	Site name	Pitch type	No. of pitches	Current quality	Current Capacity rating ³	Good quality capacity rating ⁴
22	Haslingden High School	Youth 11v11	1	Poor	3.5	0.5
		Youth 9v9	1	Poor	3.5	0.5
46	Stacksteads Recreation Ground	Adult	1	Poor	0.5	1.5

To illustrate the effect of quality improvements, the table above looks at how pitch improvements would impact on current overplay. At Haslingden High School, overplay would be reduced by six match sessions across two pitches, this would leave each pitch overplayed by 0.5 match equivalent sessions per week. Overplay at Stacksteads Recreation Ground would be alleviated and some spare capacity generated.

Notwithstanding the above, given the costs of improving pitch quality, alternatives also need to be considered that can offer a more sustainable model for the future of football. The alternative to grass pitches is the use of 3G pitches for competitive matches, which cannot only alleviate overplay on grass pitches, but it can also aid quality improvements through the transfer of play and therefore reduced use.

Pitch improvement programme

With quality of grass pitches becoming one of the biggest influences on participation in football, the FA has made it a priority to work towards improving quality of grass pitches across the country. This has resulted in the creation of the FA Pitch Improvement Programme. As part of this, grass pitches identified as having quality issues undergo a pitch inspection from a member of the Grounds Management Association (GMA, formerly Institute of Groundsmanship).

Three inspections were undertaken in Rossendale in 2018:

- ◀ The Adrenaline Centre
- ◀ Marl Pits
- ◀ Maden Recreation Ground

The overarching recommendations in each report are broadly similar for each site which was inspected, with the core themes centred around enhanced renovation of facilities where possible to do to. One specific recommendation within each report was purchase of a tractor mounted multi-tool attachment (slitter, brush, rake, roller). This equipment was purchased in

³ Match equivalent sessions

⁴ Match equivalent sessions

ROSSENDALE BOROUGH COUNCIL PLAYING PITCH AND OUTDOOR SPORT STRATEGY

February 2021 and it is anticipated that targeted pitch improvements can now be implemented across key football sites in the area.

Local Football Facility Plan (LFFP)

As improving the quality of certain overplayed sites may not be feasible from an investment point of view, an alternative approach is to focus on improving strategic sites. The Rossendale Local Football Facility Plan (LFFP) identifies four sites for grass pitch improvements that need investment and that are key for football in the Borough. The table below identifies what the impact would be on the supply and demand balance if quality were improved to good quality.

Table 4.3: Impact of LFFP quality improvements

Site ID	Site name	Pitch type	No. of pitches	Quality	Current capacity rating (MES) ⁵	Improved capacity rating (MES)
1	Adrenaline Centre	Adult	3	Poor	3	9
		Youth 11v11	2	Poor	-	6
		Mini 7v7	2	Poor	-	8
		Mini 5v5	3	Poor	1.5	11.5
22	Haslingden High School	Adult	1	Poor	-	2
		Youth 11v11	1	Poor	3.5	0.5
		Youth 9v9	1	Poor	3.5	0.5
		Mini 7v7	1	Poor	-	4
29	Maden Recreation Ground	Adult	1	Poor	-	2
		Youth 11v11	3	Poor	1	7
48	The Glen Playing Fields	Adult	2	Standard	2.5	3.5
		Youth 11v11	1	Standard	0.5	2.5
		Youth 9v9	2	Standard	2.5	6.5
		Mini 7v7	2	Standard	6	10
		Mini 5v5	2	Standard	7	11

Theoretically, improving the quality of pitches identified as being poor quality would restore capacity which has been discounted from nine pitches across Rossendale. Potential spare capacity at the Adrenaline Centre (six pitches) and Maden Recreation Ground (three pitches) have had spare capacity discounted due to both poor pitch quality and low usability in winter.

Quality improvements would also create additional capacity on the remaining pitches at each site. Collectively, these four sites accommodate just under half (42%) of all affiliated football demand in Rossendale and as such, based on the findings of the PPOSS warrant their inclusion within the LFFP.

Other notable sites which were not included in the Rossendale LFFP at the time of production include St Peters Playing Field (which contains three poor quality mini pitches) and Stacksteads Recreation Ground (one adult pitch).

St Peters Playing Field accommodates demand for 11 mini teams and has three poor quality mini pitches which are not overplayed but only has minimal spare capacity. Consultation with Rossendale Valley Juniors FC highlights issues with both poor quality and low usability across the football season. Stacksteads Recreation Ground has one single poor quality pitch which is overplayed by 0.5 match equivalent sessions per week.

⁵ Spare capacity has been discounted at on poor quality pitches at the Adrenaline Centre and Maden Recreation Ground.

ROSSENDALE BOROUGH COUNCIL

PLAYING PITCH AND OUTDOOR SPORT STRATEGY

In conclusion, based on the findings of the PPOSS, the current four projects identified in the LFFP warrant their inclusion within the LFFP. The remaining two identified sites (St Peters Playing Field and Stacksteads Recreation Ground) should also be factored into the football plan in subsequent updates to ensure that pitch improvements are addressed in the most needed places.

These six sites account for just over half (56%) of all affiliated football demand in Rossendale and their improvement would have a significant impact on the playability of provision across the Borough.

Recommendations

- ◀ Protect both football pitches currently in use and pitches that are no longer in use due to the potential that they may offer for meeting current and future needs (unless replacement provision is agreed upon and provided).
- ◀ Explore funding opportunities to purchase tractor mounted multi-tool attachment (slitter, brush, rake, roller).
- ◀ Where pitches are overplayed and/or assessed as poor quality, prioritise investment and review maintenance regimes to ensure it is of an appropriate standard to sustain use and improve quality.
- ◀ Work to accommodate future demand at sites which are not operating at capacity or at sites not currently available for community use that could be moving forward.
- ◀ Provide security of tenure for clubs using educational sites through community use agreements.
- ◀ Ensure all teams are playing on the correct pitch sizes and explore reconfiguration of adult pitches to accommodate youth 11v11 teams where possible.
- ◀ Improve ancillary facilities where there is a demand to do so and where it can benefit the wider footballing offer.

3G pitches

Assessment Report Summary

- ◀ **Supply:**
 - ◀ There is one full size floodlit 3G pitch in Rossendale, located at the Valley Leadership Academy. There are also six small sided pitches located across three sites. Two small sided pitches located at Alder Grange School and Bacup & Rawtenstall Grammar School are unavailable for community use. The remaining four small sided pitches are located at Marl Pits Leisure Centre.
 - ◀ There are no World Rugby compliant 3G pitches in Rossendale. Based on the supply and demand analysis there is no significant need to provide one to service rugby union demand.
- ◀ **Quality:**
 - ◀ The full size pitch at the Valley Leadership Academy is on the FA register and can therefore be used for competitive match play. The pitch is poor quality and is likely to fail future re-certification tests, meaning it will no longer be suitable for match play
 - ◀ All full size 3G provision is accompanied by ancillary facilities that are considered adequate.
- ◀ **Supply vs demand analysis:**
 - ◀ With 107 teams currently affiliated to Rossendale there is a need for three full size 3G pitches to service current levels of demand. Future demand does not increase this shortfall.

ROSSENDALE BOROUGH COUNCIL PLAYING PITCH AND OUTDOOR SPORT STRATEGY

- ◀ When studying demand by analysis area, shortfalls are apparent in Rossendale East and Rossendale West analysis areas. If quality improvements are not made at the Valley Leadership Academy a shortfall will emerge in the Rossendale Central Analysis Area.

Scenarios

Accommodating football training demand

The FA's long-term ambition is to provide every affiliated team in England the opportunity to train once per week on a floodlit 3G surface, together with priority access for every Charter Standard Community Club through a partnership agreement. In order to calculate the number of football teams a 3G pitch can service for training, peak time access is considered to be from 18:00 until 22:00 Tuesday-Thursday resulting in an overall peak period of 12 hours per week. Mondays and Fridays are not included within this calculation as it is considered that most teams do not want to train in such close proximity to a weekend match.

Full size 3G pitches are divided into thirds or quarters for training purposes meaning they can accommodate either three or four teams per hour and either 36 or 48 teams per week (during the peak training period). Based on an average of these numbers, it is estimated that 38 teams can be accommodated on one full size 3G pitch for training.

Given the above, with 107 teams currently affiliated to the Borough, there is a theoretical need for three full size 3G pitches to accommodate training demand. Currently, there is one full size floodlit 3G pitch, located at the Valley Leadership Academy.

This equates to a current shortfall of two full size 3G pitch equivalents to accommodate current demand. Future demand does not increase this shortfall. However, it will increase to three if quality improvements are not undertaken at the Valley Leadership Academy in the next 12 – 24 months.

Table 4.4: Demand for full size 3G pitches

Current number of teams	Current 3G requirement ⁶	Future number of teams	Future 3G requirement ⁷
107	3	121	3

When studying current demand by analysis area (based on where teams currently play competitive fixtures), there is a shortfall of one full size floodlit 3G pitch equivalent in each the Rossendale East and Rossendale West analysis areas.

Table 4.5: Demand by analysis area

Analysis area	Current number of teams	3G requirement ⁸	Current number of 3G pitches	Potential shortfall
Rossendale Central	30	1	1	-
Rossendale East	32	1	-	1
Rossendale West	45	1	-	1
Rossendale	107	3	1	2

⁶ Rounded to the nearest whole number.

⁷ Rounded to the nearest whole number.

⁸ Figure rounded down to the nearest whole number.

ROSSENDALE BOROUGH COUNCIL PLAYING PITCH AND OUTDOOR SPORT STRATEGY

Moving football mini match play demand to 3G pitches

To further the use of 3G pitches for matches, the FA is particularly keen to work with local authorities to understand the potential demand for full size floodlit 3G pitches to cater for different formats of match play.

The FA has an ambition to transfer 50% of mini play on to 3G pitches nationally. Thus, a programme of play has been created for the Borough to determine how many 3G pitches would be required to accommodate this, given that peak time for both mini 7v7 and mini 5v5 football is Saturday AM.

Table 4:6 Full size 3G pitch programming for mini demand

Time	Pitch markings	Total games/teams
9.00 – 10.00	4 x 5v5	4/8
10.00 – 11.00	2 x 7v7	2/4
11:00 – 12:00	2 x 7v7	2/4
12:00 – 13:00	2 x 7v7	2/4

Based on the above programming and separate start times for mini 5v5 and mini 7v7 matches, the overall need is for 2.5 full size 3G pitch equivalents (rounded up from 2.12). This is calculated based on 17 mini 5v5 teams and 23 mini 7v7 teams currently playing in Rossendale.

As the number of 3G pitches required to accommodate all mini demand is similar to that of midweek training demand (a total current need of three full size pitches), it suggests that all mini match play demand could be catered for if training shortfalls were alleviated.

Local Football Facility Plan (LFFP)

The LFFP for Rossendale identifies priority sites for 3G pitch development. The plan identifies the need for two full size 3G projects and one small sided 3G project which are featured in the table below.

The LFFP also states that both All Saints Catholic School and Haslingden High School have expressed an interest (through consultation) to develop full size 3G pitches on each of their respective sites. The LFFP acknowledges that if either were to progress plans it would replace the need to develop a full size 3G pitch at the Adrenaline Centre due to close geographical proximity.

Table 4.7: LFFP 3G projects

Site ID	Site	Analysis area	LFFP project
1	Adrenaline Centre	Rossendale West	1 x full size 3G pitch
31	Marl Pits Leisure Centre	Rossendale Central	1 x full size 3G pitch
55	Whitworth Community High School	Rossendale East	1 x 9v9 3G pitch

The table below looks to align the LFFP projects to the analysis area requirement. The purpose of this is to understand if the projects identified in the LFFP are in the best places relative to assessed demand.

ROSSENDALE BOROUGH COUNCIL PLAYING PITCH AND OUTDOOR SPORT STRATEGY

Table 4.8: Current demand for 3G pitches in Rossendale (based on 38 teams per pitch)

Analysis area	Current number of teams	3G requirement ⁹	Current number of 3G pitches	Potential shortfall	Potential LFFP project
Rossendale Central	30	1	1 (Valley Leadership Academy)	-	Marl Pits Leisure Centre (full size)
Rossendale East	32	1	-	1	Whitworth High School (small sided)
Rossendale West	45	1	-	1	Adrenaline Centre (full size)

The Rossendale West Analysis Area has the largest level of participation without existing 3G pitch provision to service demand (45 teams). Therefore, the identified project at the Adrenaline Centre (or All Saints Catholic High School/ Haslingden High School) justifies its inclusion as a potential project in the LFFP.

The situation in the remaining two analysis areas is more complex. The Rossendale Central Analysis Area is serviced by the pitch at the Valley Leadership Academy (notwithstanding noted quality issues). If the quality of the pitch is not improved (in the next 12-24 months) it will become unusable for both midweek training and match play and the consequential affect for local football will be significant. Therefore, providing a pitch to service demand at Marl Pits will be a priority if quality is not improved at the Valley Leadership Academy.

The Rossendale East Analysis Area is identified as a potential project to provide a small sided 3G pitch at Whitworth High School (to primarily service Whitworth Valley FC). Of the 32 teams identified in the analysis area, almost half (14) play within an eight minute drive time of the Valley Leadership Academy. The remaining 18 teams are all from Whitworth Valley FC which is a 15-20 minute drive time away from the site.

Consultation with clubs suggests that those located in the Stacksteads and Bacup areas (the clubs which are an eight minute drive time from The Valley Leadership Academy) are more likely to use provision located centrally in Rossendale than elsewhere. Whereas Whitworth Valley FC specifically state long travel times for 3G provision as a key issue. On this basis the small sided pitch project at Whitworth High School warrants its inclusion as a small sided project within the LFFP based on servicing demand for the Club.

The potential project at Marl Pits should only be progressed on the basis that quality improvements are not undertaken at the Valley Leadership Academy. Both a full size 3G pitch at Marl Pits and the Valley Leadership Academy (on the basis quality is improved) would create a theoretical oversupply centrally in Rossendale (on the basis alternate 3G projects are progressed in the West Analysis Area).

In conclusion, based on assessed demand, the Rossendale West Analysis Area has the highest demand for a full size 3G pitch to cater for current demand. Rossendale Central Analysis Area is theoretically serviced by existing provision by the Valley Leadership Academy and there is a need for a small sided 3G pitch in the Whitworth locality (Rossendale East) to service demand specifically from Whitworth Valley FC.

⁹ Figure rounded up to the nearest whole number.

ROSSENDALE BOROUGH COUNCIL

PLAYING PITCH AND OUTDOOR SPORT STRATEGY

World Rugby (WR) compliant 3G pitches

World Rugby has produced a 'performance specification for artificial grass pitches for rugby, more commonly known as 'Regulation 22'. There are no World Rugby Compliant 3G pitches in Rossendale. Rossendale RUFC states it would use such a facility if it were to be provided locally and that it would be beneficial for the development of its mini and junior section. At this time, Rossendale is not considered to be a strategic priority area for World Rugby compliant 3G pitch provision by the RFU and therefore it is unlikely a pitch will be provided locally in the near future. On this basis, the priority for rugby union should be placed on ensuring pitch provision is suitable for regular use throughout the rugby union season (as captured within the rugby union element of this report).

Recommendations

- ◀ Protect current stock of 3G pitches.
- ◀ Work to encourage quality improvements at the Valley Leadership Academy in the next 12 -24 months to prevent shortfalls being exacerbated.
- ◀ Explore options of providing new 3G pitches first and foremost to meet football training shortfalls, focusing on the Rossendale East and Rossendale West analysis areas.
- ◀ Ensure that any new 3G pitches are constructed to meet FA recommended dimensions and quality performance standards to meet performance testing criteria.
- ◀ Ensure that any new 3G pitches have community use agreements in place as part of the planning permission.
- ◀ Encourage providers to put in place a sinking fund to ensure long-term sustainability.
- ◀ Encourage more match play demand to transfer to 3G pitches, where possible, and ensure that pitches remain suitable to accommodate such demand through appropriate certification when it is required.

Cricket pitches

Assessment Report Summary

- ◀ **There is a sufficient supply of cricket provision in Rossendale to accommodate both current and anticipated future levels of demand.**
- ◀ **Cricket square supply:**
 - ◀ There are five natural turf wicket squares in Rossendale spread across five sites. All squares are available for community use.
 - ◀ There is one identified lapsed cricket ground in Rossendale located at Waterbarn Recreation Ground. There is also a lapsed non-turf wicket located at Marl Pits Sports Centre.
 - ◀ Land to the rear of Haslingden Cricket Club, which previously accommodated a junior cricket pitch, is identified for potential residential development in the Emerging Rossendale Local Plan. Allocation H52 identifies the land as being suitable for the development of 30 residential units.
- ◀ **Cricket quality:**
 - ◀ The non-technical assessment of community available grass wicket squares found three squares to be good quality and two squares to be standard. No squares were identified as being poor quality through the non-technical audit.
 - ◀ The changing facilities at New Hall Hey Cricket Ground (Stacksteads CC), Rawtenstall CC, Haslingden CC and Bacup CC are all poor quality.
- ◀ **Affiliated demand:**
 - ◀ There are five clubs competing in Rossendale generating 32 teams. As a breakdown, this equates to 14 senior men's and 18 junior boys' teams as seen below. There are no recorded senior women's or junior girls' teams identified in Rossendale.

ROSSENDALE BOROUGH COUNCIL PLAYING PITCH AND OUTDOOR SPORT STRATEGY

- ◀ Future demand aspirations by clubs equates to two senior women's teams, two junior boys' teams and two junior girls' teams.
- ◀ **Supply vs demand analysis conclusions:**
 - ◀ In conclusion, based on current demand levels, there is sufficient capacity to accommodate existing demand for cricket provision. While demand levels are suitably accommodated, with no overplay identified. For junior cricket, it is clear that there is sufficient capacity both now and, in the future, to accommodate demand, with most sites having the potential to accommodate additional midweek demand.

Scenarios

Haslingden Cricket Club

Land to the rear of Haslingden Cricket Club is identified for potential residential development in the Emerging Rossendale Local Plan. Allocation H52 identifies the land as being suitable for the development of 30 residential units. The land is currently unused playing field which is owned by the Club and has not been used to accommodate any level of cricket in recent times. It did formerly accommodate a single junior cricket wicket. The capital receipt from development is proposed to be reinvested into the ancillary provision on site to bring it up to a good quality for current and future users.

The land is considered to be surplus to requirements by Haslingden CC. Based on the findings of the Assessment Report, all demand identified on the site (current and future) can be accommodated on its natural turf cricket square and therefore the Assessment supports the development and loss of playing field on the basis the capital receipt is suitably reinvested into its ancillary offer which is identified as being poor quality. Further to this, a mitigation of loss of the junior wicket should be sought and be re-provided at nearby Haslingden High School to support on-going youth development between the Club and School.

The playing field is limited in size and would be unsuitable for cricket but could theoretically accommodate a mini 7v7 football pitch if required. Currently football mini 7v7 is at capacity in the Rossendale West Analysis Area with a small shortfall expected in the future. On that basis, mitigation for the loss of playing field is required to comply with planning policy requirements.

On this basis, from a sporting perspective, the development should be supported.

Accommodating junior future demand

Through delivery of its new strategy, Inspiring Generations, the ECB and county board programmes of activity are targeting growth in women's cricket, club and school's activity targeting growth in girls' cricket and there is increased engagement of young people. All Stars Cricket, the ECB national programme for 5-8 year olds, is engaging large numbers of children and has already been delivered over the past 3-4 years, with increasing numbers of participants year on year, alongside Chance to Shine cricket delivery in primary schools. Increasing numbers of those children are continuing to play cricket as they get older, so junior numbers are increasing within clubs.

The ECB has also launched Dynamos Cricket, a new programme to inspire kids aged 8-11 to play cricket. Dynamos Cricket is the latest launch by the ECB, building on the existing All Stars programme for 5-8-year-olds. Participants will continue to develop their skills and be introduced to a countdown style of cricket match.

It is generally considered that all clubs which identified future demand for junior teams, or that are engaged within participation initiatives such as All Stars or Dynamos have sufficient capacity on site to accommodate this demand.

ROSSENDALE BOROUGH COUNCIL

PLAYING PITCH AND OUTDOOR SPORT STRATEGY

Recommendations

- ◀ Protect all cricket provision which is currently in use. All active sites are required to support demand of clubs in Rossendale (unless suitable re-provision is agreed in line with Sport England Policy)
- ◀ Ensure protection from development that may prejudice the use of a cricket square such as residential development in close proximity to a cricket outfield (ball strike issues). This is essential for any development at Haslingden Cricket Club.
- ◀ Work with clubs and grounds staff to review quality issues on squares to ensure appropriate quality is achieved at sites assessed as standard and sustained at sites assessed as good.
- ◀ For clubs without lease arrangements, explore opportunities for long-term asset transfer or as a minimum ensure long term security of tenure. Stacksteads Cricket Club is the only club without freehold of provision in Rossendale.
- ◀ Explore funding opportunities to improve the quality of ancillary provision at New Hall Hey Cricket Ground, Rawtenstall CC, Haslingden CC and Bacup CC.
- ◀ Work to accommodate targeted growth for women's and girls' cricket through the ECB Inspiring Generations Strategy.

Rugby union pitches

Assessment Report Summary

Rugby union summary

- ◀ **There is currently an insufficient level of rugby union provision in Rossendale.**
- ◀ **There is a current shortfall in Rossendale equating to 2.75 match equivalent sessions per week. Identified latent demand exacerbates the shortfall by a further 2.5 match equivalent sessions per week.**
- ◀ **Rugby union pitch supply:**
 - ◀ There is a total of seven rugby union pitches across three sites; as a breakdown this equates to three senior and four junior pitches.
 - ◀ All pitches are available for community use, although those at education sites are unused.
 - ◀ There are no WR compliant 3G pitches in Rossendale. Current demand does not warrant the need to develop a WR compliant pitch.
- ◀ **Rugby union pitch quality:**
 - ◀ In terms of quality, there is one good senior pitch in Rossendale, two standard senior pitches and four poor quality junior pitches.
- ◀ **Rugby union demand:**
 - ◀ Rossendale RUFC is the sole club operating in Rossendale. It operates with a total of 15 teams.
 - ◀ Rossendale RUFC has mixed tenure arrangements at Marl Pits. It is working towards gaining lease agreements on the two poor quality junior pitches to privately invest into drainage solutions to improve quality.
 - ◀ The clubhouse facility at Marl Pits is outdated and would benefit from a new boiler and a kitchen extension. The changing facilities are poor with highlighted issues with showers and heating.
- ◀ **Supply vs demand analysis:**
 - ◀ There is one overplayed pitch in Rossendale located at Marl Pits, it is overplayed by 2.75 match equivalent sessions per week.

ROSSENDALE BOROUGH COUNCIL PLAYING PITCH AND OUTDOOR SPORT STRATEGY

Scenarios

Improving pitch quality (via maintenance)

As there are shortfalls identified for rugby union provision equating to 2.75 match equivalent sessions per week in Rossendale, the following scenario examines what affect improving pitch quality would have in reducing the identified shortfall. Table 4.10 looks at the effect of improving the maintenance regime at Marl Pits at capacity or as having a poor quality pitch. where the shortfall is identified.

As a reminder, the capacity rating for each type and quality rating is identified in the table below.

Table 4.9: Pitch capacity (matches per week) based on quality assessments

		Maintenance		
		Poor (M0)	Adequate (M1)	Good (M2)
Drainage	Natural Inadequate (D0)	0.5	1.5	2
	Natural Adequate or Pipe Drained (D1)	1.5	2	3
	Pipe Drained (D2)	1.75	2.5	3.25
	Pipe and Slit Drained (D3)	2	3	3.5

Table 4.10: Impact of maintenance improvements on senior pitches

Site ID	Site name	Number of pitches	Pitch type	Floodlit?	Quality rating	Current capacity rating	Improved quality rating	Potential capacity rating
30	Marl Pits	1	Senior	Yes	Standard (M1/D2)	2.75	Good (M2/D2)	2
		1	Senior	No	Standard (M1/D1)	-	Good (M2/D1)	1

As can be seen in the table above, improving the quality of the overplayed training pitch would reduce overplay by 0.75 match equivalent sessions per week, reducing overplay to two match equivalent sessions per week. Spare capacity would be generated on the remaining senior pitch which is currently at capacity.

The first team pitch is discounted from this table on the basis it is already good quality and is neither at capacity nor overplayed.

Improving pitch quality (via drainage)

Like above, exploring the effect of improving drainage by one increment on each pitch has been explored in the table below. If improved drainage solutions were provided on the pitches in the table, the floodlit training pitch would have overplayed reduced by 0.5 match equivalent sessions per week, leaving the pitch overplayed by 2.25 match equivalent sessions per week. Minimal spare capacity would be generated on the adjacent pitch.

ROSSENDALE BOROUGH COUNCIL PLAYING PITCH AND OUTDOOR SPORT STRATEGY

Table 4.11: Impact of drainage improvements on senior pitches

Site ID	Site name	Number of pitches	Pitch type	Floodlit?	Quality rating	Current capacity rating	Improved quality rating	Potential capacity rating
30	Marl Pits	1	Senior	Yes	Standard (M1/D2)	2.75	Good (M1/D3)	2.25
		1	Senior	No	Standard (M1/D1)	-	Standard (M1/D2)	0.5

Junior pitches

There are the two junior pitches at Marl Pits which have been discounted from all supply analysis in the Assessment Report based on being unplayable through large parts of the rugby union season as a result of poor quality and therefore not providing capacity for use.

Rossendale RUFC is actively perusing a lease arrangement option on both pitches with the view of privately investing to improve the quality of provision to provide additional capacity for its mini and junior teams. If a lease can be granted from RBC to Rossendale RUFC and pitches are improved, it will create an additional four match sessions of capacity for mini and junior actively on the site (on the basis pitches are improved to an M1/D1 standard).

Providing these pitches can theoretically allow for the transfer of match play and weekend training demand (when team's do not have weekend matches) away from the stock of senior pitches increasing levels of spare capacity. On the third senior pitch which is at capacity, 1.5 match equivalent sessions could be transferred off this pitch onto the junior pitches, in turn, creating a spare capacity on that pitch by 1.5 match equivalent session on the senior pitch.

Providing new floodlighting

There is one floodlit pitch available to Rossendale RUFC which is based at Marl Pits. The pitch accommodates midweek training demand for seven teams and is also used for match play. Consequently, the pitch is overplayed by 2.75 match equivalent sessions per week.

In simple terms, the concentration of midweek demand is detrimental to pitch quality and issues cannot be solely addressed through quality improvements alone (as proven in the scenario testing above). Providing new floodlighting on the senior pitch adjacent to the current floodlit pitch would allow for a proportion of demand to be transferred across the site and would reduce pressure on current floodlit pitch. This would put additional pressure on the (currently) non-floodlit pitch but it would reduce the overall concentration of pressure on the current floodlit pitch which in turn would be beneficial to all users.

Conclusions

Based on exploring the above scenarios around reducing rugby union shortfalls, it is considered that there are two essential requirements for alleviating the current level of overplay. In the first instance, a long term lease agreement on the two junior pitches at Marl Pits from RBC would be highly beneficial for Rossendale RUFC by providing long term security of tenure and to allow the Club the opportunity to make improvements to the quality of the pitches. Secondly, additional floodlighting is required on the second adjacent senior pitch on Meadow Head at Marl Pits to allow for the transfer of midweek training demand across the top pitches.

ROSSENDALE BOROUGH COUNCIL PLAYING PITCH AND OUTDOOR SPORT STRATEGY

If accumulatively achieved, demand currently expressed on the second senior pitch (which is currently non-floodlit) by mini and junior teams can be transferred on to the junior pitches, this would create spare capacity on the senior pitch. This spare capacity could then be absorbed through the transfer of demand from the current floodlit pitch which is overplayed (on the basis floodlighting is provided on this pitch). This transfer of demand would in turn, alleviate existing shortfalls on the site.

Recommendations

- ◀ Protect all existing rugby provision currently in use based on need in accommodating current and future needs (unless replacement provision is agreed upon and provided).
- ◀ Provide Rossendale RUFC with a long term lease arrangement on the two junior pitches currently available at Marl Pits. This agreement should ideally be in line with its existing lease agreements on the alternate senior pitches on site.
- ◀ Work alongside Rossendale RUFC to improve the quality of the junior pitches which are currently unplayable at Marl Pits (aligned to lease arrangement being in place).
- ◀ Improve the quality of the ancillary offer at Marl Pits.
- ◀ Explore funding opportunities to provide additional floodlighting on the second senior pitch on Meadow Head.
- ◀ Retain supply of rugby pitches at school sites for curricular and extra-curricular purposes.

Bowling greens

Assessment Report Summary

- ◀ **Supply:**
 - ◀ There are 13 bowling greens in Rossendale, located across 12 sites, all of which are available for community use.
 - ◀ In Rossendale, there are four bowling greens identified as being lapsed. Lapsed bowling greens are located at Maden Recreation Ground, Edgeside Park, Loveclough Park and behind the Boars Head Pub (Newchurch). All four sites are now overgrown and no longer maintained.
- ◀ **Quality:**
 - ◀ Of the 13 bowling greens in Rossendale, nine are standard quality, two are good quality and one is poor quality. One bowling green at The Birches Hotel (Whitworth) could not be accessed during non-technical audits.
- ◀ **Supply vs demand analysis:**
 - ◀ There are 11 bowling clubs playing in the Rossendale with each having access to at least one dedicated bowling green to service club demand.
 - ◀ Based on the existing supply of provision and identified demand to access provision it is determined that there is a sufficient supply of bowling greens in Rossendale to accommodate both current and anticipated future levels of demand.

Scenarios

There is a sufficient supply of bowling greens in Rossendale to accommodate current levels of club demand. There is one poor quality green located at Rose & Bowl Stacksteads which is poor quality and needs quality improvements.

All clubs in the Rossendale have access to a clubhouse/pavilion on site. All clubs which access facilities and are owned and managed by RBC have access to facilities which are poor to standard quality. Whilst no major issues were identified, it is noted that the facility stock servicing these sites is dated with each facility offering basic facilities such as small tea rooms and toilets.

ROSSENDALE BOROUGH COUNCIL

PLAYING PITCH AND OUTDOOR SPORT STRATEGY

Recommendations

- ◀ Retain existing quantity of greens which are currently servicing demand.
- ◀ Sustain good quality greens and explore improvements on greens assessed as standard or poor quality.
- ◀ Ensure that the ancillary provision accompanying bowls clubs is of a sufficient quality to accommodate current and future users.
- ◀ Support clubs with plans to increase membership so that growth can be maximised.

Tennis courts

Assessment Report Summary

- ◀ **Supply:**
 - ◀ There are 20 outdoor tennis courts identified in Rossendale across eight sites. Of these, 13 courts are available for community use. Courts located at Alder Grange High School (three courts) and Whitworth High School (four courts) are unavailable for community use.
- ◀ **Quality:**
 - ◀ Following a non-technical assessment, no tennis courts are identified as being good quality. Four are standard quality and nine are poor quality.
 - ◀ Courts which are unavailable for community use, at Alder Grange High School and Whitworth High School (seven courts) are all poor quality.
 - ◀ Courts which service Parkwood Lawn Tennis Club are also poor quality and are in need of refurbishment.
- ◀ **Supply vs demand analysis:**
 - ◀ There is one tennis club in Rossendale; Parkwood Lawn Tennis Club. In total, it has a membership of 102, which is derived from 77 senior members and 25 junior members.
 - ◀ Parkwood Lawn Tennis Club states an aspiration to grow by 20 additional members. This aspiration comprises of ten senior members and ten juniors. It plans to achieve this through a mixture of local marketing, open days, free family sessions and work with local schools.
 - ◀ LTA capacity guidelines suggest that based on the Club having three floodlit artificial courts, it can accommodate both current and anticipated future levels of demand.
 - ◀ There is a need to refurbish courts servicing demand from Parkwood Lawn Tennis Club to enable the facility to remain fit for purpose at the site.

Scenarios

Satisfying club demand

Parkwood Lawn Tennis Club is the only tennis club in Rossendale. In total, it has a membership of 102 and has an aspiration to grow by 20 additional members.

LTA capacity guidelines suggest that based on the Club having three floodlit artificial courts, it can accommodate both current and anticipated future levels of demand. However, these courts are poor quality because of high levels of use and having reached the end of their anticipated life expectancy. On this basis, for the Club to continue to be able to service demand, it is imperative that the quality of the courts is improved within the next one to two years to allow for continued use of provision.

ROSSENDALE BOROUGH COUNCIL

PLAYING PITCH AND OUTDOOR SPORT STRATEGY

Recreational and informal tennis

The Assessment Report analysis states the current position for recreational tennis is that there is an adequate supply of tennis courts for use across Rossendale. However, it is clear that the stock of provision available to residents is largely inadequate due to quality concerns at most sites (notwithstanding courts located at the Adrenaline Centre and Loveclough Park).

It is also important to consider the critical factors of how people access and discover courts to play tennis. LTA insight demonstrates that over 50% of all people who play between 1-11 times a year will do so in a non-club environment, for those who play monthly this figure remains at 40%. For those who play weekly the percentage share does split more evenly, showing 40% of weekly players doing so in clubs vs 30% in a non-club environment.

Given the above, the Council and the LTA should consider opportunities to develop tennis hub sites at select locations across Rossendale to promote greater opportunities for tennis engagement, by utilising the three LTA products. To optimise and target resource, as well as stimulating demand for tennis, it is advised to look at creating non tennis club 'hub sites' which can better attract, grow and support recreational tennis in the area. This would involve working with the LTA on target sites that could improve the customer journey to court.

The three LTA products which should be given consideration are:

- ◀ Clubspark - <https://www.lta.org.uk/workforce-venues/tennis-venue-support/club-management/clubspark/>
- ◀ RALLY - <https://clubspark.lta.org.uk/rally/>
- ◀ Gate Access - <https://www.lta.org.uk/workforce-venues/tennis-venue-support/gate-access-technology/>

Sites which should be considered for future investment for recreational tennis should ideally provide several courts to provide the best possible opportunities for tennis and potential participation development schemes. The one site which meets this criteria in Rossendale is Stubblelee Park (three courts), although other popular sites should be explored such as Whittaker Park (two courts).

Recommendations

- ◀ Retain and protect the existing stock of tennis club facilities via appropriate maintenance and management support to ensure adequate provision remains for those who seek regular tennis activity, whilst also encouraging club venues to consider how access and use can be improved at clubs to enable more informal play.
- ◀ Work to secure funding for the improvements at courts located at Parkwood Tennis Club.
- ◀ For non-club venues look to sustain and protect tennis courts that can continue to provide informal access and use.
- ◀ Explore opportunities to improve court quality at sites identified as having poor quality courts.
- ◀ Look to align any future investment to LTA technological opportunities such as Gate Access systems and being part of LTA Rally.

ROSSENDALE BOROUGH COUNCIL

PLAYING PITCH AND OUTDOOR SPORT STRATEGY

Hockey suitable artificial grass pitches (AGPs)

Assessment Report Summary

- ◀ **Supply:**
 - ◀ There are no full size hockey suitable AGPs in Rossendale, however, there are five small sided pitches provided across five sites. Of these, two are available for community use, three are not.
- ◀ **Quality:**
 - ◀ Three small sided pitches are standard quality and two are poor quality. Poor quality AGPs are located at the Valley Leadership Academy and Haslingden High School.
- ◀ **Demand:**
 - ◀ There is no identified demand for formal or recreational community hockey in Rossendale.

Scenarios

As there is no formal demand for hockey in Rossendale, there is not a strategic need for full size AGP provision to be developed.

Recommendations

- ◀ Ensure sinking funds are in place for long-term sustainability.
- ◀ Work to improve the quality of the poor quality AGPs.
- ◀ Consider conversion of the small sided AGP at the Valley Leadership Academy to 3G to better service current football demand. This would support an increase in the football based demand at the site. The existing full size 3G pitch is at capacity in the peak periods and the conversion of this existing small sided pitch would provide a further facility for affiliated football.

Athletics tracks

Assessment Report Summary

- ◀ **Supply:**
 - ◀ There is one formal athletics track in Rossendale located at Marl Pits Sports Centre. It is a six lane, cinder surface, 400 metre track which is fully floodlit. The inside of the track also contains a condemned throwing cage and two condemned long jumps.
 - ◀ Rossendale Harriers AC aspires to resurface the cinder track with a synthetic surface. It also aspires to develop a 1km synthetic running and cycling loop around Marl Pits to improve opportunities for its membership and casual users.
- ◀ **Quality:**
 - ◀ The quality of the cinder track is poor. Both the non-technical assessment and consultation feedback highlights severe quality issues relating to the track surface. The track was built in 1969 and has had no significant investment into refurbishing the facility since its creation.
- ◀ **Supply vs demand analysis:**
 - ◀ Rossendale Harriers AC is the sole club operating in Rossendale. It has circa 350 members and an aspiration to grow its membership to around 400.
 - ◀ The athletics track at Marl Pits is used as a centre for disability cycling for Rossendale Rays and for annual events such as Relay for Life. Informal usage has increased because of the Coronavirus pandemic.
 - ◀ The track plays a significant role in accommodating local demand for both formal and informal sport.

ROSSENDALE BOROUGH COUNCIL

PLAYING PITCH AND OUTDOOR SPORT STRATEGY

Scenarios

There is one formal athletics tracks in Rossendale located at Marl Pits, which is a six lane, 400 metre track with a cinder surface and is fully floodlit. The quality of the track is poor and there are identified issues with drainage and surface quality. There is also a condemned throwing cage and long jump facilities on site too.

It is considered that in order for an athletics track to be sustainable, a club membership of 200 is required; however, a number of other factors should also be considered. As Rossendale Harriers is operating well above this threshold with 350 members the track is deemed to be sustainable.

Given the quality of both the track field facilities, evidence suggests a need (based on accessed demand) for enhancing the quality of existing provision. The priority should therefore be placed exploring potential funding options to resurface the track to ensure its long term usability for athletics.

3G development

The football pitch and condemned athletic facilities which are in the centre of the running track are identified as a potential football project (within the Rossendale Local Football Facility Plan) for conversion to a 3G surface. On the basis of current demand, the track should be protected from development if it will impinge on the overall number of lanes the track can offer.

If the development cannot go ahead without impeding on the overall size of the track, suitable mitigation should be sought for the benefit of local athletics. Two potential opportunities for mitigation include resurfacing the track with a synthetic surface as a four lane facility or development a 1km running and cycling loop around Marl Pits which Rossendale Harriers aspires to develop. Consultation with England Athletics and Sport England should be sought in the case of any development involving the athletics track in the future.

Recommendations

- ◀ Protect the athletics track and the accompanying ancillary provision at Marl Pits. Where possible, work to secure funding to improve the overall facility offer available to Rossendale Harriers AC through drainage solutions and track resurfacing.
- ◀ Explore the feasibility of developing a 1km cycling and running loop at Marl Pits in partnership with Rossendale Harriers AC.
- ◀ Ensure that the potential development of a 3G pitch at Marl Pits is not to the detriment of athletics.
- ◀ Support the running events taking place as well as exploring the implementation of initiatives not currently serviced to increase participation in recreational running.

Netball courts

Assessment Report Summary

- ◀ **Supply:**
 - ◀ In total, there are eight outdoor netball courts located across three sites in Rossendale. Of these, only two courts, located at the Adrenaline Centre are available for community use. Courts located at both Alder Grange High School and Whitworth High School are unavailable for community use.

ROSSENDALE BOROUGH COUNCIL

PLAYING PITCH AND OUTDOOR SPORT STRATEGY

◀ **Quality:**

- ◀ The two courts which are available for community use at the Adrenaline Centre are standard quality with no specific issues identified. All courts unavailable for community use at Alder Grange High School and Whitworth High School are poor quality.

◀ **Supply vs demand analysis:**

- ◀ There are 11 netball teams playing in Rossendale which collectively play in the Rossendale Ladies Netball League. The league mainly operates as an indoor league using sports hall at the Adrenaline Centre and the Valley Leadership Academy.
- ◀ Rossendale Ladies Netball League aspires to grow its league competition by an additional nine teams but cannot, due to a lack of courts.
- ◀ Based on the current supply of outdoor netball courts in Rossendale, it is considered that there is a sufficient supply to accommodate any current demand.
- ◀ When considering latent demand identified by Rossendale Ladies Netball League it is considered that there is an insufficient supply of outdoor courts to accommodate potential demand for summer netball. It is also noted that no current participation programmes such as Back to Netball or Walking Netball occur in Rossendale and therefore consideration should also be given to where these could occur and to what existing capacity exists to run these events in the future.

Scenarios

Current demand for netball is satisfied through the indoor facilities on offer. There is, however, an identified latent demand for outdoor courts to accommodate a summer format of the local netball league. The only currently available outdoor courts are located on the outdoor AGP at the Adrenaline Centre in Haslingden and therefore the league must compete against other sports and bookings to secure slots for match play.

There are poor quality netball courts at both Alder Grange School and Whitworth High School which are unavailable for community use. With modest investment, these courts would likely satisfy the identified latent demand. As these sites are both unavailable for community use, work would need to be undertaken with each provider to secure use. Each school does offer some level of community use for alternate sports, so this is unlikely to be a difficult hurdle to overcome.

Recommendations

- ◀ Retrain and protect the current supply of outdoor netball courts.
- ◀ Seek to improve poor quality courts at education sites to provide enhanced curricular and extracurricular opportunities for netball.
- ◀ Work to express identified latent demand at education sites on the basis improvements can be undertaken.
- ◀ Explore opportunities to work in partnership with England Netball to increase participation into the sport.

PART 5: STRATEGIC RECOMMENDATIONS

The strategic recommendations for the Strategy have been developed via a combination of information gathered during consultation, site visits and analysis which culminated in the production of an assessment report, as well as key drivers identified for the Strategy. They reflect overarching and common areas to be addressed, which apply across outdoor sports facilities and may not be specific to just one sport.

OBJECTIVE 1

To **protect** the existing supply of outdoor sports facilities where it is needed to meet current and future needs.

Recommendations:

- a. Ensure, through the use of the Playing Pitch and Outdoor Sport Strategy, that outdoor sports facilities are protected through the implementation of local planning policy.
- b. Secure tenure and access to sites for high quality, development minded clubs, through a range of solutions and partnership agreements.
- c. Maximise community use of education facilities where there is a need to do so.

Recommendation (a) – Ensure, through the use of the Playing Pitch and Outdoor Sport Strategy, that outdoor sports facilities are protected through the implementation of local planning policy.

The PPOSS shows that all existing playing pitch sites require protection or replacement and therefore no provision can be deemed surplus to requirements because of shortfalls now and in the future. Reflecting the outcomes of the PPOSS, local planning policy should echo this situation.

When shortfalls are evident, a playing pitch facility can only be permanently lost when the current picture changes to the extent that the site in question is no longer needed as a result excess provision across all pitch sport types existing, or unless replacement provision is provided and agreed upon by all stakeholders.

NPPF paragraph 97 states that existing open space, sports and recreational buildings and land, including playing fields, should not be built on unless:

- ◀ An assessment has been undertaken which has clearly shown the open space, buildings or land to be surplus to requirements; or
- ◀ The loss resulting from the proposed development would be replaced by equivalent or better provision in terms of quantity and quality in a suitable location; or
- ◀ The development is for alternative sports and recreational provision, the needs for which clearly outweigh the loss.

Should outdoor sports facilities be taken out of use for any reason (e.g. budget restraints), it is imperative that the land is retained so that it can be brought back into use in the future. This means that land containing provision should not be altered (except to improve play) and should remain free from tree cover and permanent built structures, unless the current picture changes to the extent that the site in question is no longer needed, or unless replacement provision is provided to an equal or greater quantity and quality.

ROSSENDALE BOROUGH COUNCIL PLAYING PITCH AND OUTDOOR SPORT STRATEGY

Although there are identified shortfalls of match equivalent sessions, most demand is currently being met and most shortfalls are likely to be addressed through quality improvements. Where shortfalls cannot be met through pitch improvements, the long term development of 3G pitches will likely help satisfy demand (although this will need to be established through an up to date PPOSS evidence base). On this basis, including the need for additional natural turf pitches in the Local Plan is therefore not recommended as a priority, except in the case of 3G pitches where there is a discrete need for additional provision, or where there is significant housing growth.

The PPOSS should be used to help inform Development Management decisions that affect existing or new outdoor sports facilities and ancillary facilities. All applications are assessed by the Local Planning Authority on a case by case basis taking into account site specific factors. In addition, Sport England is a statutory consultee on planning applications that affect or prejudice the use of playing fields and will use the PPOSS to help assess relevant planning application against its Playing Fields Policy.

Sport England's playing field policy exception E1 only allows for development of currently used, lapsed or disused playing fields if a PPOSS shows a clear excess in the quantity of playing pitch provision at present and in the future across all playing pitch sports types and sizes.

Policy Exception E1:

'A carefully quantified and documented assessment of current and future needs has demonstrated to the satisfaction of Sport England that there is an excess of playing field provision in the catchment, and the site has no special significance to the interests of sport'.

Where the PPOSS cannot demonstrate that the site, or part of a site, is clearly surplus to requirements then replacement of the site, or part of a site, will be required to comply with the remaining Sport England policy exceptions.

Policy Exception E2

'The proposed development is for ancillary facilities supporting the principal use of the site as a playing field and does not affect the quantity and quality of playing pitches or otherwise adversely affect their use'.

Policy Exception E3

'The proposed development affects only land incapable of forming part of a playing pitch and does not:

- ◀ Reduce the size of any playing pitch.
- ◀ Result in the inability to use any playing pitch (including the maintenance of adequate safety margins and run-off areas).
- ◀ Reduce the sporting capacity of the playing field to accommodate playing pitches or the capability to rotate or reposition playing pitches to maintain quality.
- ◀ Result in the loss of other sporting provision or ancillary facilities on the site.
- ◀ Prejudice the use of any remaining areas of playing field on the site'.

ROSSENDALE BOROUGH COUNCIL

PLAYING PITCH AND OUTDOOR SPORT STRATEGY

Policy Exception E4:

'The playing field or fields to be lost as a result of the proposed development would be replaced, prior to the commencement of development, by a new playing field site or sites:

- ◀ of equivalent or better quality and
- ◀ of equivalent or greater quantity;
- ◀ in a suitable location and;
- ◀ subject to equivalent or better management arrangements.

Policy Exception E5

'The proposed development is for an indoor or outdoor facility for sport, the provision of which would be of sufficient benefit to the development of sport as to outweigh the detriment caused by the loss, or prejudice of use, of the area of playing field'.

Lapsed and disused sites should also be protected from development or replaced in accordance with Sport England's policy exceptions. A disused site is a playing field which is not currently being used at all by any users and is not available for community hire either. Once these sites are disused for five or more years they will then be categorised as 'lapsed sites'.

Disused and lapsed sites can theoretically provide a solution to reducing identified shortfalls in the PPOSS. However, serious consideration should be given to the tangible benefit which would be created by bringing these sites back into operation. If sites require significant investment to bring back into use, are relatively small (in playing field terms) and have no changing or toilet facilities, it is likely that their ultimate value to local pitch sport is minimal. On this basis, bringing these sites back into use as pitches is not considered to be viable. If these sites are to be lost to development, mitigation could be sought through qualitative improvements of existing, active playing field sites to improve overall quality and infrastructure.

All identified disused/lapsed playing fields are included within the Action Plan together with a recommendation in relation to bringing the site back into use or to mitigate the loss on a replacement site to address the shortfalls identified.

Recommendation (b) – Secure tenure and access to sites through a range of solutions and partnership agreements.

A number of education sites in Rossendale are used for competitive play, predominately for football. In some cases, use of pitches has been classified as secure, however, use is not necessarily formalised and further work should be carried out to ensure an appropriate community use agreement is in place (including access to changing provision where required).

For the remaining providers, NGBs, Sport England and other appropriate bodies such as the Football Foundation can often help to negotiate and engage with providers where the local authority may not have direct influence (i.e. with private landowners). This is particularly the case at sites that have received funding from these bodies or are going to receive funding in the future as community access can be a condition of the agreement.

In the context of the Comprehensive Spending Review, which announced public spending cuts, it is increasingly important for the Council to work with voluntary sector organisations to enable them to take greater levels of ownership and support the wider development and maintenance of facilities. To facilitate this, where practical, it should support and enable clubs to generate sufficient funds, providing that this is to the benefit of sport.

ROSSENDALE BOROUGH COUNCIL PLAYING PITCH AND OUTDOOR SPORT STRATEGY

The Council should also further explore opportunities where security of tenure could be granted via lease agreements (minimum 25 years as recommended by Sport England and NGBs) so clubs are in a position to apply for external funding.

Local sports clubs should be supported by partners including the Council and NGBs to achieve sustainability across a range of areas including management, membership, funding, facilities, volunteers and partnership work. For example, support club development and encourage clubs to develop evidence of business and sports development plans to generate income via their facilities. All clubs could be encouraged to look at different management models such as registering as Community Amateur Sports Clubs (CASC) ¹⁰. They should also be encouraged to work with partners locally – such as volunteer support agencies or local businesses.

For clubs with lease arrangements already in place, these should be reviewed when fewer than 25 years remain on existing agreements to secure extensions, thus improving security of tenure and helping them attract funding for site developments. Any club with less than 25 years remaining on an agreement is unlikely to gain any external funding.

Each club interested in leasing a site should be required to meet service and/or strategic recommendations. An additional set of criteria should also be considered, which takes into account club quality, aligned to its long-term development objectives and sustainability, as seen in the table below.

Table 5.1: Recommended criteria for lease of sport sites to clubs/organisations

Clubs	Site
<p>Clubs should have NGB accreditation award.</p> <p>Clubs commit to meeting demonstrable local demand and show pro-active commitment to developing school-club links.</p> <p>Clubs are sustainable, both in a financial sense and via their internal management structures in relation to recruitment and retention policy for both players and volunteers.</p> <p>Ideally, clubs should have already identified (and received an agreement in principle) any match funding required for initial capital investment identified.</p> <p>Clubs have processes in place to ensure capacity to maintain sites to the existing, or better, standards.</p>	<p>For established clubs which have proven success in terms of self-management sites identified as 'Key' or 'Local' within the action plan hierarchy may be appropriate to consider.</p> <p>As a priority, sites should acquire capital investment to improve (which can be attributed to the presence of a Clubmark/Charter Standard club).</p> <p>Sites should be leased with the intention that investment can be sourced to contribute towards improvement of the site.</p>

Local sports clubs should be supported by partners including the Council, RLT, and NGBs to achieve sustainability across a range of areas including management, membership, funding, facilities, volunteers and partnership work.

All clubs could be encouraged to look at different management models such as registering as Community Amateur Sports Clubs (CASC). They should also be encouraged to work with partners locally – such as volunteer support agencies or local businesses.

The Council could establish core outcomes to derive from clubs taking on a lease arrangement to ensure that the most appropriate are assigned sites. Outcomes may, for example, include:

- ◀ Increasing participation.

¹⁰ <http://www.cascinfo.co.uk/cascbenefits>

ROSSENDALE BOROUGH COUNCIL PLAYING PITCH AND OUTDOOR SPORT STRATEGY

- ◀ Supporting the development of coaches and volunteers.
- ◀ Commitment to quality standards.
- ◀ Improvements (where required) to facilities, or at minimum retaining existing standards.

In addition, clubs should be made fully aware of the associated responsibilities/liabilities when considering leases of multi-use public playing fields. It is important in these instances that the site, to some degree, remains available for other purposes or for other users.

For clubs with lease arrangements already in place, these should be reviewed when fewer than 25 years remain to improve security of tenure and aid the attraction of funding; clubs with fewer than 25 years remaining on a lease agreement are unlikely to be eligible for external funding.

Community asset transfer

Another way of ensuring tenure long term tenure for clubs is through a Community Asset Transfer (CAT).

CAT is the transfer of management and/or ownership of public land and buildings from its owner (usually a local authority) to a community organisation (such as a Development Trust, a Community Interest Company or a social enterprise) for less than market value – to achieve a local social, economic or environmental benefit.

Community based organisations are often much more effective at engaging people than other types of organisation because they are close to and directly accountable to their community.

Communities that come together to plan and deliver services can make them more inclusive and responsive than state run services. Communities can mobilise a lot of volunteer time and energy. Asset transfer can, for example:

- ◀ Give sports clubs and community organisations more security and sustainability
- ◀ Enable people to protect the assets in their communities – including iconic heritage buildings and open spaces
- ◀ Involve people in designing and running the services from which, they benefit
- ◀ Be a catalyst for getting people more involved as volunteers
- ◀ Keep money in the local economy through enterprise and locally owned assets

The Sport England Community Sport Asset Transfer Toolkit is a bespoke, interactive web based tool that provides a step by step guide through each stage of the asset transfer process should this be an option for the Council to consider. It can be accessed here:

<https://www.sportengland.org/how-we-can-help/facilities-and-planning/community-assets-and-rights>

Recommendation (c) - Maximise community use of education facilities where there is a need to do so.

In order to maximise community use of education facilities it is recommended to establish a coherent, structured relationship with schools. The ability to access good facilities within the local community is vital to any sports organisation, yet many clubs struggle to find good quality places to play and train. Pricing policies at facilities can be a barrier to access but also physical access and resistance from schools to open up provision due to staffing, site security or to protect the quality of facilities for school use.

A number of sporting facilities are located on education sites and making these available to sports clubs can offer significant benefits to both the school/college and the local clubs. The

ROSSENDALE BOROUGH COUNCIL PLAYING PITCH AND OUTDOOR SPORT STRATEGY

Council and other key partners must work with schools and colleges to develop an understanding of the issues that restrict or affect community access. Support should be provided, where appropriate, to address any underlying problems.

Sport England has produced guidance, online resources and toolkits to help open up and retain school sites for community use and can be found at:

<http://www.sportengland.org/facilities-planning/use-our-school/>

The highest priority sites for securing formal community access arrangements should be those schools which already have community use but do not have secured community use arrangements. These already provide an important role in meeting community needs but this must be secured to ensure continued use into the future. Where appropriate, it will be important for schools to negotiate and sign formal and long-term agreements that secure community use.

In Rossendale, Haslingden High School and Whitworth Community High School are education sites which accommodate high levels of community use where no formal agreements are in place. The Valley Leadership Academy is now managed by RLT (a change which has taken place since the production of the PPOSS) and therefore facilities at the site are secure for clubs. If this management arrangement changes, then it is recommended a formal agreement is created.

Alder Grange High School currently offers little community use for outdoor sport facilities. Its 3G pitch is not floodlit, if this changes in the future and floodlights are installed, a community use agreement should be sought to ensure guaranteed access for local football clubs.

The remaining education sites in Rossendale have limited formal provision and therefore looking to secure formal community use agreements is not considered to be necessary.

As detailed earlier, NGBs and Sport England can often help to negotiate and engage with schools where the local authority may have limited direct influence. This is particularly the case at sites that have received funding from the relevant bodies or are going to receive funding in the future as community access can be a condition of the funding agreement.

OBJECTIVE 2

To **enhance** outdoor sports provision and ancillary facilities through improving quality and management of sites.

Recommendations:

- d. Improve quality
- e. Adopt a tiered approach (hierarchy of provision) to the management and improvement of sites.
- f. Work in partnership with stakeholders to secure funding
- g. Secure developer contributions.

Recommendation (d) – Improve quality

There are a number of ways in which it is possible to increase pitch quality and these are explored below. One way for improving quality on football sites is via the FA's pitch improvement programme.

The FA Pitch Improvement Programme (PIP)

The key principles behind the service are to provide football clubs with advice/practical solutions on a number of areas and discounts on machinery and materials to support improving the clubs' playing surface. The programme should be utilised in order to help any clubs that take on the management and maintenance of sites or which are currently managing and maintaining their own pitch site.

Addressing quality issues

Quality of provision in Rossendale is variable but generally pitches are assessed as poor or standard quality. Where facilities are assessed as standard or poor quality and/or overplayed, maintenance regimes should be reviewed and, where possible, improved to ensure that what is being done is of an appropriate standard to sustain/improve pitch quality. Ensuring continuance of existing maintenance of good quality sites is also essential.

It is also important to note the impact the weather has on quality. The worse the weather, the poorer facilities tend to become, especially if no drainage systems are in place or if existing drainage systems are inadequate. This also means that quality can vary, year on year, dependent upon the weather and levels of rainfall.

Based upon an achievable target using existing quality scoring to provide a baseline, a standard should be used to identify deficiencies and investment should be focussed on those sites which fail to meet the proposed quality standard (using the site audit database as provided in electronic format). The Strategy approach to outdoor sports facilities achieving these standards should be to enhance quality and therefore the planning system should seek to protect them.

For the purposes of quality assessments, the Strategy refers to outdoor sports facilities and ancillary facilities separately as being of 'Good', 'Standard' or 'Poor' quality. For example, some good quality sites have poor quality elements and vice versa (e.g. a good quality pitch may be serviced by poor quality changing facilities).

ROSSENDALE BOROUGH COUNCIL PLAYING PITCH AND OUTDOOR SPORT STRATEGY

Good quality refers to pitches that have, for example, good grass cover, an even surface, are free from vandalism and litter. For rugby, a good quality pitch is also pipe and/or slit drained. In terms of ancillary facilities, good quality refers to access for disabled people, sufficient provision for referees, juniors/women/girls and appropriate provision of showers, toilets and car parking.

Standard quality refers to pitches that have, for example, adequate grass cover, minimal signs of wear and tear and goalposts may be secure but in need of minor repair. For rugby, drainage is natural but adequate. In terms of ancillary facilities, standard quality refers to adequately sized changing rooms, storage provision and provision of toilets.

Poor quality refers to provision with, for example, inadequate grass cover, uneven surfaces and poor drainage. For rugby, pitches will have inadequate natural drainage. In terms of ancillary facilities, poor quality refers to inappropriate changing rooms with no showers, no running water and/or old, dated interiors. If a poor quality site receives little or no usage that is not to say that no improvement is needed, it may instead be the case that it receives no demand because of its quality, thus an improvement in said quality will attract demand to the site, potentially from overplayed standard or good quality sites.

Without appropriate, fit for purpose ancillary facilities, good quality pitches may be underutilised. Changing facilities form the most essential part of this offer and therefore key sites should be given priority for improvement.

In order to prioritise investment into key sites it is recommended that the Steering Group works up a list of criteria, relevant to the Borough, to provide a steer on future investment.

Addressing overplay

In order to improve the overall quality of the outdoor facility stock; it is necessary to ensure that provision is not overplayed beyond recommended carrying capacity. This is determined by assessing quality (via a non-technical site assessment) and allocating a match limit to each (daily for hockey, weekly for football and rugby union and seasonal for cricket).

The FA, the RFU and the ECB all recommend a number of matches that pitches should take based on quality, as seen in the table below. For other grass pitch sports, no guidelines are set by the NGBs although it can be assumed that a similar trend should be followed.

Table 5.2: Capacity of pitches

Sport	Pitch type	No. of matches		
		Good quality	Standard quality	Poor quality
Football	Adult pitches	3 per week	2 per week	1 per week
	Youth pitches	4 per week	2 per week	1 per week
	Mini pitches	6 per week	4 per week	2 per week
Rugby union	Natural Inadequate (D0)	2 per week	1.5 per week	0.5 per week
	Natural Adequate (D1)	3 per week	2 per week	1.5 per week
	Pipe Drained (D2)	3.25 per week	2.5 per week	1.75 per week
	Pipe and Slit Drained (D3)	3.5 per week	3 per week	2 per week
Cricket	One grass wicket	5 per season	4 per season	0 per season
	One synthetic wicket	60 per season		

ROSSENDALE BOROUGH COUNCIL PLAYING PITCH AND OUTDOOR SPORT STRATEGY

For all remaining non-pitch sports (e.g. bowls and tennis) there are no capacity recommendations set out by the NGBs. Instead, potential capacity is evaluated on a site-by-site basis following consultation and site assessments.

It is imperative to engage with clubs to ensure that sites are not played beyond their capacity. Play should therefore be encouraged, where possible, to be transferred to alternative venues that are not operating at capacity. This may include transferring play to 3G pitches or to sites not currently available for community use but which may be in the future.

A cost-effective way to reduce unofficial use (and therefore overplay), particularly for football, could be to remove goalposts in between match days, principally at open access, high traffic sites that are managed by clubs. This will, however, require adequate, secured storage to be provided.

For cricket, an increase in the usage of NTPs is key to alleviating overplay as this allows for the transfer of junior demand from grass wickets, this should be undertaken in situ of quality improvements to a cricket square to improve the quality which in turn will increase carrying capacity.

For rugby union, additional floodlighting can mitigate some of the overplay as it allows training demand to be spread across a greater number of pitches or unmarked areas. However, this is on the basis that there are enough pitches on a site to make this feasible. Alternatively, access to a World Rugby compliant 3G pitch will help the transfer of midweek training demand and competitive match play which in turn will reduce the pressure on grass pitches.

Increasing maintenance

Standard or poor grass pitch quality may not just be a result of poor drainage. In some instances, ensuring there is an appropriate maintenance for the level/standard of play can help to improve quality and therefore increase pitch capacity. Each NGB can provide assistance with reviewing pitch maintenance regimes.

The FA has the Pitch Improvement Programme (PIP) which has been developed in partnership with Grounds Management Association (GMA) to develop a grass pitch maintenance service that can be utilised by grassroots clubs with the aim of improving knowledge, skills and therefore the quality of pitches. The key principles behind the service are to provide clubs with advice/practical solutions in a range of areas, with the simple aim of improving playing surfaces. The programme is designed to help clubs on sites that they themselves manage and maintain but can also be used to advise council-maintained sites.

In addition, PIP also aims to focus on developing an improved maintenance programmes with local authorities that can be utilised at local authority maintained sites.

For cricket and the ECB, the equivalent is the Grounds and Natural Turf Improvement Programme, which is jointly funded by the ECB, FA, Football Foundation and the GMA. Its aim is to raise the standards of sports surfaces as well as the understanding of sports turf management practices among grassroots sports clubs across England and Wales.

In relation to cricket specifically, maintaining high pitch quality is the most important aspect of the sport. If the wicket is poor, it can affect the quality of the game and, in some instances, become dangerous. The ECB recommends full technical assessments of wickets and pitches available through a Performance Quality Standard Assessment (PQS). The PQS assesses a cricket square to ascertain whether it meets the standards that are benchmarked by the Grounds Management Association.

ROSSENDALE BOROUGH COUNCIL

PLAYING PITCH AND OUTDOOR SPORT STRATEGY

Improving changing provision

There is a need to address changing provision at some sites, these are generally centred at either Council or privately managed sites (these are all identified in the Action Plan). As previously mentioned, without appropriate, fit for purpose ancillary facilities, good quality pitches may be underutilised. Changing facilities form the most essential part of this offer and therefore key sites should be given priority for improvement. As an example, spare capacity on the adult pitches at The Glen Playing Fields is discounted in the Assessment Report due to there being no changing facilities on site to cater for adult match play.

Sites which predominantly accommodate adult and/or older junior age group sports should be prioritised for improvements, whilst there is a trend for younger junior age groups (particularly for football) not to require use of changing provision, with suitable male and female toilet provision for players and spectators considered to be of greater importance.

Recommendation (e) – Adopt a tiered approach (hierarchy of provision) to the management and improvement of sites

To allow for facility developments to be programmed within a phased approach the Council should adopt a tiered approach to the management and improvement of playing pitch sites and associated facilities. Please refer to Part 5: Action Plan for the proposed hierarchy.

Recommendation (f) – Work in partnership with stakeholders to secure funding

Partners should ensure that appropriate funding secured for improved sports provision is directed to areas of need, underpinned by a robust strategy for improvement in outdoor sport provision and accompanying ancillary facilities.

To address community need, target priority areas and reduce provision duplication, a coordinated approach to strategic investment is required. In delivering this recommendation, the Council should maintain a regular dialogue with local partners through the PPOSS Steering Group.

Although some investment in new provision will not be made by the Council directly, it is important that the Steering Group directs and leads a co-ordinated approach to facility development whether made at/by education sites, NGBs, sports clubs and the commercial sector. This is to ensure that the extent to which it addresses community need is optimised and duplication is avoided.

One of sport's key contributions is its positive impact on public health. It is therefore important to lever in investment from other sectors such as, for example, health and wellbeing. Sport and physical activity can have a profound effect on peoples' lives, and plays a crucial role in improving community cohesion, educational attainment and self-confidence.

Please refer to Appendix One for further funding information which includes detail in respect of current opportunities, likely funding requirements and indicative project costs.

Recommendation (g) – Secure developer contributions

It is important that this strategy informs policies and supplementary planning documents by setting out the approach to securing sport and recreational facilities through new housing development.

For playing pitches, the Council should use Sport England's Playing Pitch Calculator as a tool for determining developer contributions linking to sites within the locality, as this quantifies and provides evidence of additional demand arising from housing developments.

ROSSENDALE BOROUGH COUNCIL PLAYING PITCH AND OUTDOOR SPORT STRATEGY

This uses team information from the Assessment Report to determine how many new teams would be generated from an increase in population derived from housing growth. It then converts this into pitch requirements and gives the associated costs (both for providing the provision and for its life cycle).

The PPOSS should be used to help determine the likely impact of a new development on demand and the capacity of existing sites in the area, and whether there is a need for improvements to increase capacity of existing provision or if new provision is required. Where a development is located within access of existing high-quality provision, this does not necessarily mean that there is no need for further provision or improvement to existing provision, as additional demand arising from the development is likely to result in increased usage (which can result in overplay or quality deterioration). Please refer to Part 7: Housing growth scenarios for more detail.

Where it is determined that new provision is required to accompany a development, priority should be placed on providing facilities that contribute towards alleviating existing shortfalls within the locality. To determine what supply of provision is provided, it is imperative that the PPOSS findings are taken into consideration and that consultation takes place with the relevant NGBs. This is due to the importance of ensuring that the stock of facilities provided is correct to avoid provision becoming unsustainable and unused, such as single grass pitch football sites without adequate ancillary facilities or new cricket/rugby grounds located away from existing clubs. Instead, multi-pitch and multi-sport sites should be developed, supported by a clubhouse and adequate parking facilities.

A number of planning policy objectives could be implemented to enable the above to be delivered:

- ◀ Planning consent should include appropriate conditions and/or be subject to specific planning obligations. Where developer contributions are applicable, a Section 106/CIL Agreement or equivalent must be completed that should specify, when applied, the amount that will be linked to Sport England's Building Cost Information Service from the date of the permission and timing of the contribution/s to be made.
- ◀ Contributions should also be secured towards the first ten years of maintenance on new pitches. NGBs and Sport England can provide further and up to date information on the associated costs.
- ◀ External funding should be sought/secured to achieve maximum benefit from the investment into appropriate playing pitch facility enhancement and its subsequent maintenance.
- ◀ Where new multiple pitches are provided, appropriate changing rooms and associated car parking should be located on site.
- ◀ All new or improved outdoor sports facilities on school sites should be subject to community use agreements.

OBJECTIVE 3

To **provide** new outdoor sports facilities where feasible and there is current or future demand to do so.

Recommendations:

- h. Rectify quantitative shortfalls through the current stock.

Recommendation (h) - Rectify quantitative shortfalls through the current stock

Although there are identified shortfalls of match equivalent sessions, most current and future demand are currently being met and most shortfalls can be addressed via quality improvements. Adding to the current stock, particularly in the short term, is therefore not recommended as a priority, except in the case of 3G pitches where there is a discrete need.

The development of additional 3G pitches in Rossendale is likely to help in reducing shortfalls, particularly for football and rugby union where 3G pitches can offer a facility for either match play or training which will reduce existing pressures on natural turf pitches.

The Council and its partners should work to rectify identified inadequacies and meet identified qualitative shortfalls as outlined in the preceding Assessment Report and the sport by sport specific recommendations (Part 3) as well as the following Action Plan (Part 6).

It is important that the current levels of provision are protected, maintained and enhanced to secure provision now and in the future. For most sports the current and future demand for provision identified can be overcome through maximising use of existing stock through a combination of:

- ◀ Improving quality in order to improve the capacity to accommodate more demand.
- ◀ Transferring demand from overplayed sites to sites with spare capacity.
- ◀ The re-configuration of pitches.
- ◀ Securing long term community use at school sites.
- ◀ Working with commercial and private providers to increase usage.

Unmet demand, changes in sport participation and trends, and proposed housing growth should be recognised and factored into future facility planning. Assuming an increase in participation and housing growth occurs, it will impact on the future need for certain types of sports facilities. Sports development work also approximates unmet demand which cannot currently be quantified (i.e. it is not being suppressed by a lack of facilities) but is likely to occur. The following table highlights the main development trends in each sport and their likely impact on facilities. However, it is important to note that these may be subject to change over time.

Furthermore, retaining some spare capacity allows some pitches to be rested to protect overall pitch quality in the long-term. Therefore, whilst in some instances it may be appropriate to re-designate a senior pitch where there is low demand identified a holistic approach should be taken to re-designation for the reasons cited. The site-by-site action planning will seek to provide further clarification on where re-designation is suitable.

ROSSENDALE BOROUGH COUNCIL PLAYING PITCH AND OUTDOOR SPORT STRATEGY

Table 5.3: Likely future sport-by-sport demand trends

Sport	Future sports development trend	Strategy impact
Football	Demand for adult football is likely to be sustained with the FA focusing on retention. There is also likely to be some continued movement towards small sided football for adults.	Additional need for 3G pitches. Sustain current pitch stock but give consideration to pitch reconfiguration to accommodate youth 11v11 football. Qualitative improvements.
	Demand for mini and youth football is likely to increase based on TGRs and the FA has a key objective to deliver 50% of mini and youth football on 3G AGPs.	Sustain current stock and consideration given to reconfigure pitches if required. Qualitative improvements. Where possible utilise new or existing 3G pitches to further accommodate this demand and ensure FA testing.
	The FA's strategy for Women's and Girls' football: 2017 – 2020 was released in March 2017. One of the major goals of the new strategy will be to double participation.	Demand for grass pitches and 3G pitches is likely to increase.
3G pitches	Demand for 3G pitches for football is high and will continue to increase as currently there is a shortfall of full size pitches. It is likely that future demand for the use of 3G pitches will increase for both training and match play purposes.	Requirement for new 3G pitches to be provided and a need for community use agreements to be in place for any new pitches as well as sinking funds. Requirement for 3G pitches to be FA/FIFA tested to host competitive matches. Utilise Sport England/NGB guidance on choosing the correct surface.
Cricket	ECB predicts further growth in cricket demand for pitch use over the next few years.	Pitches that are already identified in the PPOSS as being at capacity will not be able to accommodate additional playing demand generated and it is predicted there will be demand for additional cricket playing facilities.
	All Stars Cricket, the ECB national programme for 5-8 year olds, is engaging large numbers of children and has already been delivered over the past 3-4 years, with increasing numbers of participants year on year, alongside Chance to Shine cricket delivery in primary schools. Increasing numbers of those children are continuing to play cricket as they get older so junior numbers are increasing within clubs. Dynamos Cricket is the ECB national programme for 8-11 year old. It builds on the core principles of All Stars Cricket and participants will continue to develop skills and be introduced to a countdown style of cricket.	Greater usage of outfielders to accommodate demand from All Stars Cricket. Shorter formats of cricket, and additional formats including softball cricket, are also driving up demand for pitches. An increase stock of NTPs likely to be required to accommodate demand.
	Women's and girls' cricket is a national ECB priority and there is a target to establish more female teams in every local authority.	Increased requirement for peak time access to pitches. Need to ensure access to good quality facilities including, segregated changing and toilet provision.

ROSSENDALE BOROUGH COUNCIL PLAYING PITCH AND OUTDOOR SPORT STRATEGY

Sport	Future sports development trend	Strategy impact
Rugby union	Locally, it is expected Rossendale RUFC will see a rise in which will lead to a higher demand for pitches and midweek training facilities.	Clubs are likely to field more teams in the future. It is important, therefore, to work with the clubs to maintain the current pitch stock and support facility development. In particular, capital improvements are required to the existing natural turf pitches as is improvements to the quality of changing rooms, where appropriate. All clubs should have access to high quality floodlit pitches to support training and match play demand.
		Need for greater access to current 3G World Rugby Reg 22 pitch given shortfalls identified on grass pitches and level of training demand on grass pitches.
Athletics	England Athletics is working towards to achieving goals which are set out in it the England Athletics Facility Strategy (2018-2025). This strategy sets out a challenge to all those involved with the delivery of the sport to be innovative and business like in the operation and development of facilities at a time of financial challenge, as it aims "To create an innovative and inspiring network of sustainable athletic facilities, with the capacity to meet both current and future demand across England".	A need to sustain the current quality of provision at Marl Pits and where possible look to improve the overall quality through resurfacing the track.
Bowls	No expected net increase in memberships.	Likely that any future increase could be accommodated on existing greens.
Tennis	The LTA has a key priority for the strategic development and growth of tennis at both a club and wider community level such as local parks.	Increases in participation can be accommodated through providing additional courts that are floodlit. An increase in casual play can be encouraged through adopting LTA initiatives such as digital access systems.
Netball	Membership of clubs is expected to increase.	Likely that any future increase could be accommodated on existing courts. The local league is an indoor central venue outside of the Borough so little anticipated impact for Rossendale itself.

ROSSENDALE BOROUGH COUNCIL PLAYING PITCH AND OUTDOOR SPORT STRATEGY

PART 6: ACTION PLAN

The site-by-site action plan seeks to address key issues identified in the preceding Assessment Report. It provides recommendations based on current levels of usage, quality and future demand, as well as the potential of each site for enhancement. It should be reviewed in the light of staff and financial resources in order to prioritise support for strategically significant provision and provision that other providers are less likely to make. The Action Plan is separated by analysis area.

The Council should make it a high priority to work with NGBs and other partners to produce a priority list of actions based on local priorities, NGB priorities and available funding. To allow for facility developments to be programmed within a phased approach, the Council should adopt a tiered approach to the management and improvement of outdoor facility sites and associated provision.

The identification of sites is based on their strategic importance i.e. they accommodate the majority of demand, or the recommended action has the greatest anticipated impact on addressing shortfalls (identified either on a sport-by-sport basis or across the Council area as a whole).

Table 6.1: Proposed tiered site criteria

Criteria	Hub sites	Key centres	Local sites
Site location	Strategically located in the Borough. Priority sites for NGBs.	Strategically located within the analysis area.	Serves the local community.
Site layout	Accommodates three or more grass pitches, including provision of an AGP.	Accommodates two or more grass pitches.	Accommodates one or more pitches.
Type of sport	Single or multi-sport provision. Could also operate as a central venue.	Single or multi-sport provision. Could also operate as a central venue.	Single or multi-sport provision.
Management	Management control remains within the local authority/other provider or with an appropriate lease arrangement through a committee or education owned.	Management control remains within the local authority/parish council or with an appropriate club on a lease arrangement.	Management control remains within the local authority/provider or with an appropriate club on a lease arrangement.
Maintenance regime	Maintenance regime aligns with NGB guidelines.	Maintenance regime aligns with NGB guidelines.	Standard maintenance regime either by the club or in house maintenance contract.
Ancillary facilities	Good quality ancillary facility on site, with sufficient changing rooms and car parking to serve the number of pitches.	Good quality ancillary facility on site, with sufficient changing rooms and car parking to serve the number of pitches.	No changing room access on site or appropriate access to accommodate both senior and junior use concurrently (if required).

Hub sites are of strategic Borough-wide importance where users are willing to travel to access the range and high quality of facilities offered and are likely to be multi-sport. These have been identified on the basis of the impact that the site will have on addressing the issues identified in the assessment.

ROSSENDALE BOROUGH COUNCIL

PLAYING PITCH AND OUTDOOR SPORT STRATEGY

Key centres are more community focussed sites, although some are still likely to service a wider analysis area. There may be more of a focus on a specific sport.

Additionally, it is considered that some financial investment may be necessary to improve the ancillary facilities at both hub sites and key centre sites to complement the pitches in terms of access, flexibility (i.e. single-sex changing if necessary), quality and that they meet the rules and regulations of local competitions.

Local sites refer to those sites offering minimal provision or that are of minimal value to the wider community. Primarily they are sites with one facility or a low number of facilities that service just one or two sports. The level of priority attached to them for external investment may be relatively low.

For local authority and parish council sites, consideration should be given, on a site-by-site basis, to the feasibility of a club taking on a long-term lease (if not already present), in order that external funding can be sought. Such sites will require some level of investment, either to the outdoor sport facilities or ancillary facilities, and is it anticipated that one of the conditions of offering a hire/lease is that the Club would be in a position to source external funding to improve/extend the provision.

Other sites considered in this tier may be primary school sites or secondary school sites that are not widely used by the community or that do not offer community availability.

Some local sites are suitable for rationalisation providing that capital receipts are allocated to replace the lost provision at larger, multi-pitch sites.

Management and development

The following issues should be considered when undertaking sports related site development or enhancement:

- ◀ Financial viability.
- ◀ Security of tenure.
- ◀ Planning permission requirements and any foreseen difficulties in securing permission.
- ◀ Adequacy of existing finances to maintain existing sites.
- ◀ Business Plan/Masterplan – including financial package for creation of new provision where need has been identified.
- ◀ Analysis of the possibility of shared site management opportunities.
- ◀ The availability of opportunities to lease sites to external organisations.
- ◀ Options to assist community groups to gain funding to enhance existing provision.
- ◀ Negotiation with landowners to increase access to private hub sites.
- ◀ Football investment programme/3G pitch development with the FA and Football Foundation

Partners

The column indicating partners refers to the main organisations that the Council would look to work with to support delivery of the actions. Given the extent of potential actions it is reasonable to assume that partners will not necessarily be able to support all of the actions identified but where the action is a priority and resource is available the partner will endeavour to provide support. It is vital that, where possible, the Council supports all parish councils in the Borough in the delivery of key actions and priorities identified in the Action Plan below.

ROSSENDALE BOROUGH COUNCIL

PLAYING PITCH AND OUTDOOR SPORT STRATEGY

Priority

Although hub sites are mostly likely to have a high priority level as they have wide importance, high priority sites have been identified on the basis of the impact that the site will have on addressing the key issues identified in the assessment. Therefore, some key centres and local sites are also identified as having a high priority level. It is these projects/sites which should generally, if possible, be addressed within the short term (1-2 years).

The majority of key centres are a **medium** priority, have analysis area importance and have been identified on the basis of the impact that the site will have on addressing the issues identified in the assessment.

The **low** priority sites tend to be single pitch or single sport sites and often club or education sites with local specific importance but that may also contribute to addressing the issues identified in the assessment for specific users.

Costs

The strategic actions have also been ranked as low, medium or high based on cost. The brackets are:

- ◀ (L) -Low - less than £50k;
- ◀ (M) -Medium - £50k-£250k;
- ◀ (H) -High £250k and above.

These are based on Sport England's estimated facility costs which can be found at:
<https://www.sportengland.org/facilities-planning/design-and-cost-guidance/cost-guidance/>

Timescales

The Action Plan has been created to be delivered over a ten-year period. The information within the Assessment Report, Strategy and Action Plan will require updating as developments occur.

The indicative timescales relate to delivery times and are not priority based:

- ◀ (S) -Short (1-2 years);
- ◀ (M) - Medium (3-5 years);
- ◀ (L) - Long (6+ years).

Aim

Each action seeks to meet at least one of the three aims of the Strategy; **Enhance, Provide, Protect.**

**ROSSENDALE BOROUGH COUNCIL
PLAYING PITCH AND OUTDOOR SPORT STRATEGY**

ROSSENDALE HIGH PRIORITY SPORT RECOMMENDATIONS

Site ID	Site	Sport	Management	Current status	Recommended actions	Partners	Site hierarchy tier	Priority	Timescales	Cost	Aim
1	Adrenaline Centre	Football (3G)	RLT	<p>There is an identified shortfall of one full size 3G pitch in the Rossendale West Analysis Area.</p> <p>The Adrenaline Centre is identified in the Rossendale LFFP as being a priority project for the development of a full size 3G pitch which would alleviate the identified shortfall.</p> <p>Other potential sites in the local area for potential delivery are Haslingden High School and All Saints Catholic School.</p>	The PPS Assessment supports the development of a 3G in this geographical catchment (Rossendale West). Work to develop a full size 3G project on site (or others within an appropriate geographical proximity) to support midweek training demand from local clubs.	RLT, Council, FA, FF	Hub Site	H	M	H	Protect Provide Enhance
20	Valley Leadership Academy (Fearn's)	Football (3G)	School/RLT	One full-size, floodlit, 3G pitch which is available for community use and on the FA register. The pitch is of poor quality due to being past its anticipated life expectancy and repair work has been poorly undertaken.	Ensure pitch quality improvements are made as soon as feasibly possible to prevent the pitch becoming unusable and current shortfalls being exacerbated.	School RLT, FF, FA	Hub Site	H	S	H	Protect Provide Enhance
21	Haslingden CC	Cricket	Sports Club	<p>One good quality grass cricket square with 19 wickets. The square is supported by standard quality ancillary provision and poor quality changing facilities.</p> <p>Land to the rear of the site is identified for potential residential development in the Emerging Rossendale Local Plan. Allocation H52. It identifies the land as being suitable for the development of 30 residential units. The land is currently unused playing field which is owned by the Club and has not been used to accommodate any level of cricket in recent times. It did formerly accommodate a single junior cricket wicket. The capital receipt from development is proposed to be reinvested into the ancillary provision on site to bring it up to a good quality for current and future users.</p>	<p>Sustain quality of pitch by upholding the current maintenance regime.</p> <p>Based on the findings of the Assessment Report, all demand identified on the site (current and future) can be accommodated on its natural turf cricket square and therefore the Assessment supports the development and loss of playing field on the basis the capital receipt is suitably reinvested into its ancillary offer which is identified as being poor quality. Further to this, a mitigation of loss of the junior wicket should be sought and be re-provided at nearby Haslingden High School to support on-going youth development between the Club and School.</p>	ECB Sports Club	Local Site	H	S-M	H	Protect Enhance Provide

**ROSSENDALE BOROUGH COUNCIL
PLAYING PITCH AND OUTDOOR SPORT STRATEGY**

Site ID	Site	Sport	Management	Current status	Recommended actions	Partners	Site hierarchy tier	Priority	Timescales	Cost	Aim
30	Marl Pits	Rugby Union	RLT	<p>Three senior pitches and two junior pitches on site. The senior pitches range from good to standard quality. All senior pitches are currently leased to Rossendale RUFC from RBC. Of these, one is floodlit and overplayed due to concentrated midweek use.</p> <p>The two junior pitches are under the management of RBC. These pitches are unusable throughout the majority of the rugby union season as a result of issues with drainage and a limited maintenance regime. The Club aspires to privately invest in the pitches to improve quality for the benefit of its mini and junior section.</p> <p>The clubhouse is outdated and could ideally be improved by a kitchen refurbishment. The changing facility (which also services both football and athletics) is poor quality. Its identified in the LFFP for refurbishment (on the basis a 3G pitch is developed on site).</p>	<p>Work to grant Rossendale RUFC a long term lease on the two junior pitches which are owned by RBC to secure tenure.</p> <p>Work with Rossendale RUFC to improve the quality of pitches across the site, particularly the two junior pitches which are unplayable.</p> <p>Explore the feasibility of providing additional floodlighting on site to enable training demand to be better distributed across the site.</p> <p>Secure funding opportunities to improve the kitchen and changing facilities on site.</p>	RLT, Council, Sports Club	Key Centre	H	S	M	Protect Provide Enhance
		Athletics		<p>One poor quality, six-lane, 400m, floodlit cinder track. The throwing cage and long jump pits have been condemned.</p> <p>Rossendale Harriers AC aspires to create a 1km floodlit synthetic fell running and cycling loop around the site in partnership with RLT and England Athletics. It also aspires to resurface the track on site to a synthetic surface.</p>				<p>Support Rossendale Harriers AC in its aspiration to resurface the track and develop additional athletics facilities on site.</p>	H	M	
55	Whitworth Community High School	-	School	<p>Whitworth High School has been identified as a priority in the Governments Schools Rebuilding Programme. The School will be rebuilt ensuring it is a new, modern, energy efficient facility fit for future generations.</p>	<p>Use the rebuild opportunity to ensure that there is a suitable facility stock for local community sport. Utilise the PPS and LFFP to support the development of a small sided (9v9) 3G pitch is developed to support curricular demand and Whitworth Valley FC. Link any new facility to a secure community use arrangement.</p>	Council Sport England FF LFA	Key Centre	H	M-L	H	Protect Provide Enhance
-	Rossendale FC – Dark Lane	-	RBC	<p>Lapsed stadia football site. Planning consent now agreed for 100 dwellings.</p>	<p>There is a need to formalise a dedicated task and finish group with National Governing Bodies of Sport, the Council, Sport England and RLT to determine the best use of the agreed S106 amount.</p> <p>Priority actions identified above (in this action plan) should be first considered for use of the S106 amount.</p>	RBC SE	-	H	S	-	-

**ROSSENDALE BOROUGH COUNCIL
PLAYING PITCH AND OUTDOOR SPORT STRATEGY**

ROSSENDALE EAST ANALYSIS AREA

Site ID	Site	Sport	Management	Current status	Recommended actions	Partners	Site hierarchy tier	Priority	Timescales	Cost	Aim
5	Bacup Borough Football Club	Football	Sports Club	One good quality adult football pitch. The pitch has actual spare capacity but this has been discounted as it is a private stadia site. The top side of the pitch is reported to drain poorly.	Sustain quality of pitch by upholding the current maintenance regime. Consider the feasibility of rectifying drainage issues on site.	FA, FF Sports Club	Local Site	L	L	M	Protect
6	Bacup CC	Cricket	Sports Club	One good quality grass cricket square with 20 wickets. The square has actual spare capacity equating to 28 sessions per season. The square is supported by a good clubhouse but poor changing facilities.	Sustain quality of pitch by upholding the current maintenance regime. Explore the feasibility of improving changing facilities on site.	ECB Sports Club	Local Site	L	M	M	Protect Enhance
25	John Street Recreation Ground	Football	RBC	One poor quality adult football pitch. The pitch is unused but spare capacity has been discounted due to poor pitch quality.	Sustain current maintenance regime. No explicit need for targeted quality improvements based on current demand.	FA, FF RLT	Local Site	L	L	L	Protect
29	Maden Recreation Ground	Football	Sports Club	One adult and three youth 11v11 pitches, all of poor quality. The adult pitch is played to capacity whilst the youth 11v11 pitches have actual spare capacity although this has been discounted due to poor pitch quality. Identified in the LFFP for pitch improvements.	Ensure appropriate maintenance levels to sustain current usage. Look to utilise the Rossendale LFFP to improve quality.	FA, FF RLT	Key Site	M	S	L	Protect Enhance
35	Northern Primary School	Football	School	One mini 5v5 pitch of poor quality which is unavailable for community use.	Retain for school use.	FA, FF School	Local Site	L	L	L	Protect
36	Our Lady St Anselms School Playing Field	Football	School	One poor quality mini 7v7 pitch which is played to capacity. Tenure on site is deemed to be unsecure.	Improve quality of pitch by undertaking a more dedicated maintenance regime. Explore opportunities to form a community use agreement for the benefit of Whitworth FC.	FA, FF School	Local Site	L	L	L	Protect Enhance
46	Stacksteads Recreation Ground	Football	RBC	One poor quality adult football pitch which is overplayed by 0.5 MES per week. Flooding was reported to have destroyed the pitch for a significant portion of the season and the pitch drains poorly.	Improve quality of pitch by undertaking a more dedicated maintenance regime. Consider the feasibility of rectifying drainage issues on site. Consider inclusion into the Rossendale LFFP once the document is updated in the future.	FA, FF RLT	Local Site	M	M	M	Protect Enhance
50	Tonacliffe County Primary School	Football	School	One poor quality mini 5v5 football pitch which is unavailable for community use.	Retain for school use.	FA, FF School	Local Site	L	L	L	Protect
53	Weir Playing Field	Football	RBC	One poor quality youth 9v9 pitch which is unused. Spare capacity has been discounted due to poor pitch quality.	Sustain current maintenance regime. No explicit need for targeted quality improvements based on current demand.	FA, FF RLT	Local Site	L	L	L	Protect

**ROSSENDALE BOROUGH COUNCIL
PLAYING PITCH AND OUTDOOR SPORT STRATEGY**

Site ID	Site	Sport	Management	Current status	Recommended actions	Partners	Site hierarchy tier	Priority	Timescales	Cost	Aim			
55	Whitworth Community High School	-	School	Whitworth High School has been identified as a priority in the Governments Schools Rebuilding Programme. The School will be rebuilt ensuring it is a new, modern, energy efficient facility fit for future generations.	Use the rebuild opportunity to ensure that there is a suitable facility stock for local community sport. Utilise the PPS and LFFP to ensure a small sided (9v9) 3G pitch is developed to support curricular demand and Whitworth Valley FC. Link any new facility to a secure community use arrangement.	Council Sport England	Key Centre	H	M-L	H	Protect Provide Enhance			
		Football		Two youth 11v11, one mini 7v7 and one mini 5v5 pitch, all of standard quality. All pitches are played to capacity at peak time.	Sustain quality of pitches by upholding the current maintenance regime. Explore opportunities to form a community use agreement.			FA,FF LTA School				L	L	L
		3G		The School is identified in the Rossendale LFFP as site for the development of a small sided (9v9) 3G pitch for the primary community benefit of Whitworth Valley FC.	Where possible, support any advance in the development of the 3G pitch. Ensure any investment is underpinned by a Community Use Agreement.									
		Tennis		Four macadam tennis courts that are unavailable for community use.	Retain for curricular use.									
		Netball		Three macadam netball courts that are unavailable for community use.										
56	Whitworth Valley Football Club	Football	Sports Club	One good quality adult football pitch which is played to capacity at peak time.	Sustain quality of pitch by upholding the current maintenance regime.	FA, FF Sports Club	Local Site	L	L	L	Protect			
57	Festival Park	Bowls	RBC	One standard quality crown bowling green used by Whitworth Festival Park BC.	Sustain green quality by upholding the current maintenance regime.	BCGBA, RBC	Local Site	L	L	L	Protect			
60	Rose & Bowls Stacksteads	Bowls	RBC	One poor quality crown bowling green used by Rose & Bowl BC.	Sustain green quality by upholding the current maintenance regime.	BCGBA, RBC	Local Site	L	L	L	Protect			
61	Stubbylee Park	Bowls	RBC	Two standard quality crown bowling greens used by Bacup BC.	Sustain green quality by upholding the current maintenance regime.	BCGBA, LTA RBC	Local Site	L	L	L	Protect Enhance			
		Tennis		Three poor quality macadam tennis courts that are available for community use but without floodlighting.	Explore the feasibility of improving court quality on site through the use of LTA technological solutions.							M		
62	The Birches Hotel	Bowls	Private	One crown bowling green which is currently unused.	Sustain green quality by upholding the current maintenance regime.	BCGBA, Private	Local Site	L	L	L	Protect			
-	Levensgreave Sports Field	-	RBC	Lapsed playing field site. Previously contained one adult football pitch. There is no accompanying ancillary provision or car parking. It is considered that the site has a low sporting value.	The site should be protected from development or replacement (unless adequately re-provided elsewhere in accordance with Sport England's Playing Fields Policy Exception E4), as there is potential need for playing field land to accommodate more pitches to meet the identified shortfalls. If it is determined by the PPOSS Steering Group that this site is not needed to be protected from development based on it being a lapsed with a low sporting value, then mitigation can be delivered through qualitative improvements to existing sites then the most suitable improvement projects within this analysis area are: <ul style="list-style-type: none"> Developer contribution towards a 3G pitch at Whitworth High School 	RBC SE	Local Site	-	-	-	-			

**ROSSENDALE BOROUGH COUNCIL
PLAYING PITCH AND OUTDOOR SPORT STRATEGY**

Site ID	Site	Sport	Management	Current status	Recommended actions	Partners	Site hierarchy tier	Priority	Timescales	Cost	Aim
					<ul style="list-style-type: none"> ◀ Pitch improvements at Maden Recreation Ground ◀ Pitch improvements at Stacksteads Recreation Ground ◀ Drainage solutions for the pitch at Bacup Borough FC ◀ Ancillary improvements at Bacup CC 						
-	Waterbarn Recreation Ground	-	RBC	Lapsed cricket ground. Previous home of Stacksteads Cricket Club. The site has a dilapidated clubhouse and no carparking facilities. It is currently considered to have a low sporting value.	<p>The site should be protected from development or replacement (unless adequately re-provided elsewhere in accordance with Sport England's Playing Fields Policy Exception E4), as there is potential need for playing field land to accommodate more pitches to meet the identified shortfalls. If it is determined by the PPOSS Steering Group that this site is not needed to be protected from development based on it being a lapsed with a low sporting value, then mitigation can be delivered through qualitative improvements to existing sites then the most suitable improvement projects within this analysis area are:</p> <ul style="list-style-type: none"> ◀ Developer contributions towards a 3G pitch at Whitworth High School ◀ Pitch improvements at Maden Recreation Ground ◀ Pitch improvements at Stacksteads Recreation Ground ◀ Drainage solutions for the pitch at Bacup Borough FC ◀ Ancillary improvements at Bacup CC 	RBC SE	Local Site	-	-	-	-

**ROSSENDALE BOROUGH COUNCIL
PLAYING PITCH AND OUTDOOR SPORT STRATEGY**

ROSSENDALE CENTRAL ANALYSIS AREA

Site ID	Site	Sport	Management	Current status	Recommended actions	Partners	Site hierarchy tier	Priority	Timescales	Cost	Aim
2	Alder Grange School	Football	School	One poor quality youth 9v9 pitch which is played to capacity through curricular use.	Retain for school use.	FA, FF, RFU, LTA School	Local Site	L	L	L	Protect Enhance
		3G		One small-size 3G pitch which is without floodlighting and unavailable for community use (largely due to not having floodlighting).	Retain for school use. Explore opportunities to provide floodlighting on the pitch linked to a Community Use Agreement to increase the supply of provision available to clubs in the local area.				M	L	
		Rugby Union		One poor quality (M0/D0) junior rugby pitch which is played to capacity through curricular use.	Retain for school use. Seek to improve pitch quality to increase site capacity and enhance participant experience.				L	L	
		Tennis		Three macadam tennis courts that are unavailable for community use.							
		Netball		Three macadam netball courts that are unavailable for community use.							
3	All Saints Catholic High School	Football	School	Two poor quality adult football pitches that are played to capacity through curricular use.	Retain for school use.	FA, FF School	Local Site	L	L	L	Protect
4	Bacup & Rawtenstall Grammar School	3G	School	One small-size 3G pitch which is without floodlighting and unavailable for community use. The pitch is of standard quality.	Retain for school use. Ensure sinking fund is in place for refurbishment/resurfacing when necessary.	FA, FF, EH School	Local Site	L	M	H	Protect Enhance
		Hockey		One small-size, sand filled AGP which is unavailable for community use. The pitch is of standard quality.							
8	Balladen Community Primary School	Football	School	One poor quality mini 5v5 pitch which is unavailable for community use.	Retain for school use.	FA, FF School	Local Site	L	L	L	Protect
9	Barlowfold Recreation Ground	Football	RLT	One poor quality adult pitch that has spare capacity although this has been discounted due to poor pitch quality.	Sustain current maintenance regime. No explicit need for targeted quality improvements based on current demand.	FA, FF RLT	Local Site	L	L	L	Protect
11	Cowpe Recreation Ground	Football	RLT	One poor quality mini 7v7 pitch that has spare capacity although this has been discounted due to poor pitch quality.	Sustain current maintenance regime. No explicit need for targeted quality improvements based on current demand.	FA, FF RLT	Local Site	L	L	L	Protect
12	Crawshawbooth Primary School	Football	School	One poor quality mini 7v7 pitch which is unavailable for community use.	Retain for school use.	FA, FF School	Local Site	L	L	L	Protect
13	Dean Lane Playing Field	Football	RLT	One poor quality mini 5v5 pitch which has spare capacity although this has been discounted due to poor pitch quality.	Sustain current maintenance regime. No explicit need for targeted quality improvements based on current demand.	FA, FF RLT	Local Site	L	L	L	Protect
17	Edgeside Park	Football	RLT	One poor quality youth 9v9 pitch which has spare capacity although this has been discounted due to poor pitch quality.	Sustain current maintenance regime. No explicit need for targeted quality improvements based on current demand.	FA, FF RLT	Local Site	L	L	L	Protect
19	Fairview Recreation Ground	Football	RLT	One poor quality mini 7v7 pitch which has spare capacity although this has been discounted due to poor pitch quality.	Sustain current maintenance regime. No explicit need for targeted quality improvements based on current demand.	FA, FF RLT	Local Site	L	L	L	Protect

**ROSSENDALE BOROUGH COUNCIL
PLAYING PITCH AND OUTDOOR SPORT STRATEGY**

Site ID	Site	Sport	Management	Current status	Recommended actions	Partners	Site hierarchy tier	Priority	Timescales	Cost	Aim
20	Valley Leadership Academy (Fearn)	Football	School/RLT	One poor quality adult pitch which is unavailable for community use.	Retain for school use.	FA, FF, EH School	Hub Site	L	L	L	Protect Enhance
		3G		One full-size, floodlit, 3G pitch which is available for community use and on the FA register. The pitch is of poor quality due to being past its anticipated life expectancy and repair work has been poorly undertaken.	Ensure pitch quality improvements are made as soon as feasibly possible to prevent the pitch becoming unusable and current shortfalls being exacerbated.			H	S	H	
		Hockey		One small-size AGP which is available for community use. The AGP is reported to be in poor condition.	Improve quality of pitch through resurfacing as soon as feasibly possible, possibly to a 3G surface. Ensure sinking fund is in place for future refurbishment/resurfacing.						
27	Loveclough Park	Football	RLT	One poor quality adult pitch which has spare capacity although this has been discounted due to poor pitch quality.	Sustain current maintenance regime. No explicit need for targeted quality improvements based on current demand.	FA, FF, LTA RLT	Local Site	L	L	L	Protect
		Tennis		One standard quality macadam tennis court that is available for community use but without floodlighting.	Sustain court quality by upholding the current maintenance regime.						
28	Lumb Millennium Green	Football	RLT	One poor quality mini 5v5 pitch which has spare capacity although this has been discounted due to poor pitch quality.	Sustain current maintenance regime. No explicit need for targeted quality improvements based on current demand.	FA, FF RLT	Local Site	L	L	L	Protect
30	Marl Pits	Football	RLT	Three poor quality adult pitches which have spare capacity although this has been discounted due to poor pitch quality. The site suffers from poor drainage and is listed for pitch improvements in the LFFP.	Ensure appropriate maintenance levels to sustain current usage.	FA, FF, RFU, EA RLT	Key Centre	M	L	M	Protect Provide Enhance
		3G		Four small-size floodlit 3G pitches that are of standard quality. The site is listed for a full-size 3G pitch project in the LFFP as well as new/improved ancillary provision to facilitate this.	Sustain quality by upholding the current maintenance regime. Ensure sinking fund is in place for further refurbishment/replacement.			M	M	H	
		Rugby Union		Three senior pitches and two junior pitches on site. The senior pitches range from good to standard quality. All senior pitches are currently leased to Rossendale RUFC from RBC. Of these, one is floodlit and overplayed due to concentrated midweek use. The two junior pitches are under the management of RBC. These pitches are unusable throughout the majority of the rugby union season as a result of issues with drainage and a limited maintenance regime. The Club aspires to privately invest in the pitches to improve quality for the benefit of its mini and junior section.	Work to grant Rossendale RUFC a long term lease on the two junior pitches which are owned by RBC to secure tenure. Work with Rossendale RUFC to improve the quality of pitches across the site, particularly the two junior pitches which are unplayable. Explore the feasibility of providing additional floodlighting on site to enable training demand to be better distributed across the site. Secure funding opportunities to improve the kitchen and changing facilities on site.			H	S	M	

**ROSSENDALE BOROUGH COUNCIL
PLAYING PITCH AND OUTDOOR SPORT STRATEGY**

Site ID	Site	Sport	Management	Current status	Recommended actions	Partners	Site hierarchy tier	Priority	Timescales	Cost	Aim
				The clubhouse is outdated and could ideally be improved by a kitchen refurbishment. The changing facility (which also services both football and athletics) is poor quality. Its identified in the LFFP for refurbishment (on the basis a 3G pitch is developed on site).							
		Athletics		One poor quality, six-lane, 400m, floodlit cinder track. The throwing cage and long jump pits have been condemned. Rossendale Harriers AC aspires to create a 1km floodlit synthetic fell running and cycling loop around the site in partnership with RLT and England Athletics. It also aspires to resurface the track on site to a synthetic surface.	Support Rossendale Harriers AC in its aspiration to resurface the track and develop additional athletics facilities on site.			H	M	H	Protect Enhance
33	New Hall Hey Cricket Ground	Cricket	Sports Club	One standard quality grass cricket square with 10 wickets. The square has actual spare capacity equating to 16 sessions per season. The square is supported by poor quality changing facilities.	Sustain quality by upholding the current maintenance regime. Explore the feasibility of improving changing facilities on site.	ECB Sports Club	Local Site	L	M	M	Protect Enhance
37	Rawtenstall CC	Cricket	Sports Club	One good quality grass cricket square with nine senior wickets and four junior wickets. The square has actual spare capacity equating to 13 sessions per season. The square is supported by good quality ancillary provision but poor quality changing facilities. New residential developments in the surrounding area have caused water damage to the terrace and deteriorated the outfield. The Club has ambitions for a mobile net cage for training demand.	Sustain quality by upholding the current maintenance regime. Explore the feasibility of improving changing facilities on site. Support the Club with its ambitions to increase training facilities and support rectification of damage caused to the site by residential developments.	ECB Sports Club	Local Site	M	S	H	Protect Enhance Provide
48	The Glen Playing Fields	Football	Sports Club	Two adult, one youth 11v11, two youth 9v9, two mini 7v7 and two mini 5v5 pitches, all of standard quality. Spare capacity on the adult pitches is discounted due to a lack of changing facilities whilst the youth 11v11 pitch is played to capacity. The remaining pitch formats have actual spare capacity. The site suffers from unsecure tenure and is listed as requiring a clubhouse facility in the LFFP. It's also listed for pitch improvements.	Sustain quality by upholding the current maintenance regime. Aim to formalise a community use agreement to secure tenure.	FA, FF Sports Club, School	Key Centre	M	M	M	Protect Provide Enhance

**ROSSENDALE BOROUGH COUNCIL
PLAYING PITCH AND OUTDOOR SPORT STRATEGY**

Site ID	Site	Sport	Management	Current status	Recommended actions	Partners	Site hierarchy tier	Priority	Timescales	Cost	Aim
54	Whittaker Park	Football	RLT	One poor quality youth 9v9 pitch which has spare capacity although this has been discounted due to poor pitch quality.	Improve quality of pitch by undertaking a more dedicated maintenance regime.	FA, FF, BCGBA, LTA, RLT	Local Site	L	L	L	Protect Enhance
		Bowls		One standard quality crown bowling currently used by Whittaker Park BC.	Sustain quality by upholding the current maintenance regime.						
		Tennis		Two poor quality macadam tennis courts that are available for community use but without floodlighting.	Explore the feasibility of improving court quality on site.					M	
58	Gaghills Bowls Club	Bowls	Sports Club	One standard quality crown bowling green currently used by Gaghills BC.	Sustain quality by upholding the current maintenance regime.	BCGBA, Sports Club	Local Site	L	L	L	Protect
66	CPA Social Club	Bowls	Community	One good quality crown bowling green currently used by CPA BC.	Sustain quality by upholding the current maintenance regime.	BCGBA, Community	Local Site	L	L	L	Protect
-	Rosendale FC – Dark Lane	-	RBC	Lapsed stadia football site. Planning consent now agreed for 100 dwellings.	<p>There is a need to formalise a dedicated task and finish group with National Governing Bodies of Sport, the Council, Sport England and RLT to determine the best use of the agreed S106 amount.</p> <p>Priority actions identified above (in this action plan) should be first considered for use of the S106 amount. The existing MOU between Sport England and RBC agrees to a new senior rugby union pitch being provided at Marl Pits. As rugby union short falls are identified in this PPOSS potential mitigation could be sought to reduce these shortfalls through pitch improvements and new floodlighting being provided.</p>	RBC SE	-	H	S	-	-
-	Former Alder Grange Playing Field	-		Lapsed playing field site. Previous playing field for Alder Grange High School which relocated to a different part of Rawtenstall several decades ago. The site formerly contained one adult football pitch and a cricket wicket. It has no accompanying changing facilities and no car parking.	The site should be protected from development or replacement (unless adequately re-provided elsewhere in accordance with Sport England's Playing Fields Policy Exception E4), as there is potential need for playing field land to accommodate more pitches to meet the identified shortfalls. If it is determined by the PPOSS Steering Group that this site is not needed to be protected from development based on it being a lapsed with a low sporting value, then mitigation can be delivered through qualitative improvements to existing sites then the most suitable improvement projects within this analysis area are:	RBC SE	-	-	-	-	-

**ROSSENDALE BOROUGH COUNCIL
PLAYING PITCH AND OUTDOOR SPORT STRATEGY**

Site ID	Site	Sport	Management	Current status	Recommended actions	Partners	Site hierarchy tier	Priority	Timescales	Cost	Aim
					<ul style="list-style-type: none"> ◀ Resurface athletics track at Marl Pits ◀ Additional floodlighting at Marl Pits (to support Rossendale RUFC) ◀ 3G pitch contribution aligned to LFFP projects ◀ The purchase of technical maintenance equipment to support RBC staff (as identified in the recent Pitch Improvement Reports undertaken by the GMA) 						
-	Bowling green behind Boars Head Pub	-	-		If the site is to be lost from development, mitigate in accordance with local planning policy.	RBC SE	-	-	-	-	-

**ROSSENDALE BOROUGH COUNCIL
PLAYING PITCH AND OUTDOOR SPORT STRATEGY**

ROSSENDALE WEST ANALYSIS AREA

Site ID	Site	Sport	Management	Current status	Recommended actions	Partners	Site hierarchy tier	Priority	Timescales	Cost	Aim
1	Adrenaline Centre	Football	RLT/RBC	Three adult, two youth 11v11, two mini 7v7 and two mini 5v5 pitches, all of poor quality. The youth 11v11 and mini 7v7 pitches are played to capacity whilst the remaining pitch types have discounted spare capacity due to poor pitch quality, The pitches are reported to suffer from poor drainage. The site is listed in the LFFP for pitch improvements and new ancillary provision.	Improve quality of pitch by undertaking a more dedicated maintenance regime. Examine the feasibility of improving drainage on site.	FA, FF, EH, LTA, RLT	Hub Site	H	L	M	Protect Enhance Provide
		Football (3G)		The site is identified in the Rossendale LFFP as being a priority project for the development of a full size 3G pitch.	Work to develop a full size 3G project on site to support midweek training demand from local clubs.			H	M	H	
		Hockey		One small-size AGP which is available for community use. The pitch is reported to be in poor condition.	Improve quality of pitch through resurfacing as soon as feasibly possible. Ensure sinking fund is in place for future refurbishment/resurfacing.			L	S	H	
		Tennis		Three standard quality artificial tennis courts that are floodlit and available for community use. Ancillary provision on site is of standard quality.	Sustain court quality by upholding the current maintenance regime.				L	L	
		Netball		Two standard quality artificial netball courts that are floodlit and available for community use.							
14	Edenfield C of E Primary School	Football	School	One poor quality mini 7v7 pitch which is unavailable for community use.	Retain for school use.	FA, FF School	Local Site	L	L	L	Protect
15	Edenfield CC	Cricket	Sports Club	One standard quality grass cricket square with 12 wickets. The Club reports that the outfield becomes more uneven each year. The square is played to capacity at peak time. Ancillary provision and changing facilities on site are reported as standard quality.	Sustain quality of pitch by upholding the current maintenance regime. Explore potential opportunities to resolve issues with outfield.	ECB Sports Club	Local Site	L	L	L	Protect

**ROSSENDALE BOROUGH COUNCIL
PLAYING PITCH AND OUTDOOR SPORT STRATEGY**

Site ID	Site	Sport	Management	Current status	Recommended actions	Partners	Site hierarchy tier	Priority	Timescales	Cost	Aim
21	Haslingden CC	Cricket	Sports Club	One good quality grass cricket square with 19 wickets. The square is supported by standard quality ancillary provision and poor quality changing facilities. Land to the rear of the site is identified for potential residential development in the Emerging Rossendale Local Plan. Allocation H52. It identifies the land as being suitable for the development of 30 residential units. The land is currently unused playing field which is owned by the Club and has not been used to accommodate any level of cricket in recent times. It did formerly accommodate a single junior cricket wicket. The capital receipt from development is proposed to be reinvested into the ancillary provision on site to bring it up to a good quality for current and future users.	Sustain quality of pitch by upholding the current maintenance regime. Based on the findings of the Assessment Report, all demand identified on the site (current and future) can be accommodated on its natural turf cricket. The playing field is limited in size and would be unsuitable for cricket but it could theoretically accommodate a mini 7v7 football pitch if required. Currently mini 7v7 pitches are at capacity in the Rossendale West Analysis Area with a small shortfall expected in the future. On that basis, mitigation for the loss of playing field is required to comply with planning policy requirements. Further to this, a mitigation of loss of the junior wicket should be sought and be re-provided at nearby Haslingden High School to support on-going youth development between the Club and School.	ECB Sports Club	Local Site	H	S-M	H	Protect Enhance Provide
22	Haslingden High School	Football	School	One adult, one youth 11v11, one youth 9v9 and one mini 7v7 pitch. The adult and mini 7v7 pitches are played to capacity whilst the youth 11v11 and 9v9 pitches are significantly overplayed. The site is reported to suffer from poor drainage. The site is listed in the LFFP for pitch improvements.	Improve quality of pitch by undertaking a more dedicated maintenance regime. Examine the feasibility of improving drainage on site. Look to formalise a long-term community use agreement.	FA, FF, RFU School	Key Centre	H	L	M	Protect Enhance Provide
		Rugby Union	One poor quality (M0/D1) junior rugby union pitch that is available for community use. The pitch is currently played to capacity through curricular use.	Retain for school use. Seek to improve pitch quality to increase site capacity and enhance participant experience.	L			L	L		
		Hockey	One small-size AGP which is unavailable for community use. The pitch is reported to be in poor condition and more recently condemned due to safety concerns.	Improve quality of pitch through resurfacing as soon as feasibly possible. Ensure sinking fund is in place for future refurbishment/resurfacing.	S			M-H			
23	Haslingden St Mary's FC	Football	Sports Club	Two adult football pitches, one of good quality and one of standard quality. Both pitches have actual spare capacity.	Sustain quality by upholding the current maintenance regime.	FA, FF Sports Club	Local Site	L	L	L	Protect
24	Helmshore Park	Football	RLT	One poor quality mini 7v7 pitch which has spare capacity although this has been discounted due to poor pitch quality.	Improve quality of pitch by undertaking a more dedicated maintenance regime.	FA, FF RLT	Local Site	L	L	L	Protect Enhance
38	Rossendale School	Hockey	School	One small-size AGP which is unavailable for community use. The pitch is sand dressed and considered to be standard condition.	Retain for school use. Ensure sinking fund is in place for refurbishment/resurfacing when necessary.	EH School	Local Site	L	L	L	Protect

**ROSSENDALE BOROUGH COUNCIL
PLAYING PITCH AND OUTDOOR SPORT STRATEGY**

Site ID	Site	Sport	Management	Current status	Recommended actions	Partners	Site hierarchy tier	Priority	Timescales	Cost	Aim
41	St Johns Stonefold C of E Primary School	Football	School	One poor quality mini 7v7 pitch which is unavailable for community use.	Retain for school use.	FA, FF School	Local Site	L	L	L	Protect
44	St Peters Playing Field	Football	Sports Club	Two mini 5v5 and one mini 7v7 pitch, all of poor quality. Both pitch types have spare capacity which has been discounted due to poor pitch quality. The site is listed in the LFFP for new ancillary provision.	Improve pitches quality through maintenance improvements. The site should be considered for inclusion within the Rossendale LFFP for pitch improvements due to its significance for local football and containing poor quality pitches.	FA, FF Sports Club	Local Site	M	L	L	Protect Provide
45	St Veronicas RC Primary School	Football	School	One poor quality mini 5v5 pitch which is unavailable for community use.	Retain for school use.	FA, FF School	Local Site	L	L	L	Protect
47	Stubbins Primary School	Football	School	One poor quality mini 5v5 pitch which is unavailable for community use.	Retain for school use.	FA, FF School	Local Site	L	L	L	Protect
59	Greenfield Gardens	Bowls	RBC	One standard quality crown bowling green used by Greenfield BC.	Sustain quality by upholding the current maintenance regime.	BCGBA, RBC	Local Site	L	L	L	Protect
63	Victoria Park	Bowls	RBC	One standard quality crown bowling green used by Victoria BC.	Sustain quality by upholding the current maintenance regime.	BCGBA, RBC	Local Site	L	L	L	Protect
64	Worsley Park	Bowls	RBC	One standard quality crown bowling green used by Worsley Park BC.	Sustain quality by upholding the current maintenance regime.	BCGBA, LTA RBC	Local Site	L	L	L	Protect Enhance
		Tennis		One poor quality macadam tennis court that is available for community use but without floodlighting.	Explore the feasibility of improving court quality on site.					M	
65	Parkwood Lawn Tennis Club	Tennis	Sports Club	Three poor quality artificial tennis courts that are floodlit and available for community use. The courts are used by Parkwood LTC. The Club has sourced funding to resurface the courts, and this is expected to be undertaken in 2022. Ancillary provision on site is of good quality.	Support Parkwood LTC to improve court quality on site.	LTA, Sports Club	Key Centre	L	L	L	Protect Enhance
67	Haslingden Bowls Club	Bowls	Sports Club	One good quality crown bowling green used by Haslingden BC.	Sustain quality by upholding the current maintenance regime.	BCGBA, Sports Club	Local Site	L	L	L	Protect
68	Sunnybank Social Club (Helmshore)	Bowls	Community	One standard quality crown bowling green used by Sunnybank BC.	Sustain quality by upholding the current maintenance regime.	BCGBA, Community	Local Site	L	L	L	Protect
-	Ewood Bridge FC	-	Private	Lapsed stadia football site. Land currently on sale through private lettings agency. The site does contain a dilapidated clubhouse with changing facilities, a dilapidated small sided AGP.	The site should be protected from development or replacement (unless adequately re-provided elsewhere in accordance with Sport England's Playing Fields Policy Exception E4), as there is potential need for playing field land to accommodate more pitches to meet the identified shortfalls. If it is determined by the PPOSS Steering Group that this site is not needed to be protected from development based on it being a lapsed with a low sporting value, then mitigation can be delivered through qualitative improvements to existing sites then the most suitable improvement projects within this analysis area are:	RBC SE	Local Site	-	-	-	-

**ROSSENDALE BOROUGH COUNCIL
PLAYING PITCH AND OUTDOOR SPORT STRATEGY**

Site ID	Site	Sport	Management	Current status	Recommended actions	Partners	Site hierarchy tier	Priority	Timescales	Cost	Aim
					<ul style="list-style-type: none"> ◀ Pitch improvements at Haslingden High School ◀ Parkwood Lawn Tennis Club – Court Resurfacing ◀ 3G pitch contribution for the development of a pitch within the locality (as identified in the LFFP) ◀ Improvement of the outfield at Edenfield CC 						

PART 7: HOUSING GROWTH SCENARIOS

The PPOSS provides an estimate of demand for pitch sport based on population forecasts and club consultation to 2034 (in line with the emerging Local Plan period). This future demand is translated into teams likely to be generated, rather than actual pitch provision required. The Sport England Playing Pitch Calculator (PPC) adds to this, updating the likely demand generated for pitch sports based on additional population generated from housing increases and converts the demand into match equivalent sessions and the number of pitches required. This is achieved via team generation rates (TGRs) in the Assessment Report to determine how many new teams would be generated from an increase in population derived from housing growth and gives the associated costs of supplying the increased pitch provision.

Experience shows that only housing sites with 600 dwellings or more are likely to generate demand for new provision to be created. For large scale developments, it is likely that demand will be potentially generated for larger sports such as football and/or cricket. Consideration should be given to providing multi-pitch sites with suitable ancillary provision, including appropriate clubhouse/changing facilities and carparking. Single pitch sites which have been provided traditionally by developers are not considered to provide long term sustainable provision for pitch sports.

Where demand does not warrant new pitch provision, contributions should be used to enhance existing provision in the locality through, for example, improving quality or providing new or improved ancillary provision. The Action Plan in this document, as well as consultation with appropriate NGBs, should be used to assist in the selection of suitable sites and suitable enhancements.

Two scenarios have been developed using the PPC to determine potential future requirements for pitch sports based on local housing growth. The first scenario is based on the overall housing target over the emerging local plan period (2019-2034) and is based on a total requirement of 3,180 dwellings. The second scenario is based on two years of housing targets being achieved during the emerging Local Plan period between 2019 and 2020 (based on 212 houses being delivered per annum and thus a total increase of 424 houses) and therefore a remaining overall target of 2,756 dwellings.

The demand is shown in match equivalent sessions per week for the majority of sports, with the exception of cricket, where match equivalent sessions are by season. Training demand is expressed in either hours or match equivalent sessions. Where expressed in hours, it is expected that demand will be to either a 3G pitch (to accommodate football demand) or an AGP (to accommodate hockey demand). Where expressed in match equivalent sessions, it is expected training will take place on floodlit grass pitches.

Indicative figures assume that population growth will average 2.4 per dwelling. Based on an anticipated 3180 dwellings (scenario one) and 2,756 dwellings (scenario two) the additional population for each respective scenario is 7,632 and 6,614.

Please note that the PPC can be updated as required over the Local Plan period throughout the lifespan of the PPOSS to reflect population projections and projections, changes in the housing requirement and change in the average household size.

The number of pitches required in the following tables has been rounded up or down accordingly, however, capital and revenue costs are based on indicative pitch costs, proportionate to the total match equivalent sessions required rather than just whole pitches required. Though increases in match sessions for some sports are not sufficient to warrant the creation of new pitches, the associated costs have been incorporated and investment into alternative sites could instead be considered to increase capacity to accommodate this new demand.

ROSSENDALE BOROUGH COUNCIL PLAYING PITCH & OUTDOOR SPORT STRATEGY

Scenario one – 3180 dwellings – Emerging Local Plan (2019-2034)

The estimated additional population derived from housing growth from 2019-2034 is 7,632 (based on 3,180 dwellings being delivered). This population increase equates to 6.2 match equivalent sessions of demand per week for grass pitch sports and 30.15 match equivalent sessions of demand per season for cricket.

Training demand equates to 11.36 hours of use per week for football on 3G pitches. There are also 0.61 match equivalent sessions per week of training for rugby union on a floodlit grass pitch.

Table 7.1: Likely demand for grass pitch sports generated over emerging Local Plan Period (2019-2034)

Pitch sport ¹¹	Estimated demand by sport – 2019-2034	
	Match demand (MES) per week ¹²	Training demand ¹³
Adult football	0.8	11.36
Youth football	2.76	
Mini soccer	2.12	
Rugby union	0.52	0.61
Cricket	30.15	-

The table below translates estimated demand into new pitch provision with associated capital and lifestyle costs.

Table 7.2: Estimated demand and costs for new pitch provision

Pitch type	Estimated demand and costs for new pitches				
	Number of pitches to meet demand	Capital cost ¹⁴	Lifecycle Cost (per annum) ¹⁵	Changing rooms (numbers)	Changing rooms (capital cost)
Adult football	0.8 (0)	£77,236	£16,297	1.59	£266,465
Youth football	2.76 (2)	£214,202	£44,982	3.18	£532,930
Mini soccer	2.12 (2)	£51,491	£10,813	0.00	£0
Rugby union	0.52 (0)	£70,285	£15,041	1.04	£173,202
Cricket	0.64 (0)	£184,447	£37,258	1.29	£215,710
Sand based AGPs	0 (0)	£0	£0	0.00	£0
3G	0.30 (0)	£288,525	£11,006	0.60	£100,041

¹¹ Note that no figures for hockey AGPs are identified as no current demand exists.

¹² As per the PPOSS Guidance, demand for cricket is considered in terms of match equivalent sessions per season rather than per week.

¹³ Hours equate to access to a full size floodlit 3G pitch.

¹⁴ Sport England Facilities Costs Second Quarter 2020 – (<https://www.sportengland.org/facilities-planning/design-and-cost-guidance/cost-guidance/>)

¹⁵ Lifecycle costs are based on the % of the total project cost per annum as set out in Sport England's Life Cycle Costs Natural Turf Pitches and Artificial Surfaces documents (2012)

ROSSENDALE BOROUGH COUNCIL PLAYING PITCH & OUTDOOR SPORT STRATEGY

Scenario two – 2756 dwellings – Emerging Local Plan (2021-2034)

The estimated additional population derived from housing growth from 2021-2034 is 6,614 (based on 2,756 dwellings being delivered). This population increase equates to 5.37 match equivalent sessions of demand per week for grass pitch sports and 26.13 match equivalent sessions of demand per season for cricket.

Training demand equates to 9.84 hours of use per week for football on 3G pitches. There are also 0.53 match equivalent sessions per week of training for rugby union on a floodlit grass pitch.

Table 7.3: Likely demand for grass pitch sports generated over emerging Local Plan Period (2021-2034)

Pitch sport ¹⁶	Estimated demand by sport – 2021 - 2034	
	Match demand (MES) per week ¹⁷	Training demand ¹⁸
Adult football	0.69	9.84
Youth football	2.39	
Mini soccer	1.84	
Rugby union	0.45	0.53
Cricket	26.13	-

The table below translates estimated demand into new pitch provision with associated capital and lifestyle costs.

Table 7.4: Estimated demand and costs for new pitch provision

Pitch type	Estimated demand and costs for new pitches				
	Number of pitches to meet demand	Capital cost ¹⁹	Lifecycle Cost (per annum) ²⁰	Changing rooms (numbers)	Changing rooms (capital cost)
Adult football	0.69 (0)	£66,934	£14,123	1.38	£230,922
Youth football	2.39 (2)	£185,630	£38,982	2.76	£461,845
Mini soccer	1.84 (1)	£44,623	£9,371	0	£0
Rugby union	0.45 (0)	£60,910	£13,035	0.9	£150,100
Cricket	0.56 (0)	£159,845	£32,289	1.12	£186,937
Sand based AGPs	0	£0	£0	0	£0
3G	0.26 (0)	£250,040	£9,538	0.52	£86,697

¹⁶ Note that no figures for hockey AGPs are identified as no current demand exists.

¹⁷ As per the PPOSS Guidance, demand for cricket is considered in terms of match equivalent sessions per season rather than per week.

¹⁸ Hours equate to access to a full size floodlit 3G pitch.

¹⁹ Sport England Facilities Costs Second Quarter 2020 – (<https://www.sportengland.org/facilities-planning/design-and-cost-guidance/cost-guidance/>)

²⁰ Lifecycle costs are based on the % of the total project cost per annum as set out in Sport England's Life Cycle Costs Natural Turf Pitches and Artificial Surfaces documents (2012)

PART 8: DELIVER THE STRATEGY AND KEEP IT ROBUST AND UP TO DATE

Delivery

The PPOSS provides guidance for maintenance/management decisions and investment made across the Borough. By addressing issues identified in the Assessment Report and using the strategic framework presented in this Strategy, the current and future sporting and recreational needs of Borough can be met. The Strategy identifies where there is a deficiency in provision and identifies how best to resolve this in the future.

Production of this Strategy is the start of the planning process. Successful Strategy implementation and the benefits to be gained depend upon regular engagement between all partners involved and the adoption of a mutually bought into, strategic approach. It is important that this document is used in a practical manner, supports engagement with partners and encourages partnerships to be developed, to ensure that outdoor sports facilities are regarded as a vital aspect of community life and which contribute to the achievement of Council priorities.

Each member of the Steering Group should take the lead to ensure the PPOSS is used and applied appropriately within their area of work and influence. The role of the Steering Group should not end with the completion of the PPOSS document

To help ensure that the PPOSS is well used it should be regarded as the key document within the study area guiding the improvement and protection of playing pitch provision. It needs to be the document to which people and agencies regularly turn to for information in respect of how current demand should be met and what actions are required to improve the situation and meet future demand. To ensure that this is achieved the Steering Group need to have a clear understanding of how the PPOSS can be applied and therefore delivered.

The process of PPOSS development has already led to a number of benefits that assist its application and delivery. These include enhanced partnership work across different agendas and organisations, pooling of resources along with strengthened relationships and understanding between stakeholders, members of the Steering Group and the sporting community. The drivers behind the PPOSS and the work to develop the recommendations and action plan will have also highlighted, and helped the Steering Group to understand, the key areas to which its influence should be applied and strategy delivered.

Following sign off of the PPOSS, a short-term Action Plan should be prepared by the Council, in consultation with relevant partners, in order to distil the existing Action Plan and to give the Steering Group a short-term focus. This would then need to be revised through regular meetings.

Monitoring and updating

It is important that there is regular annual monitoring and review against the actions identified in the Strategy. This should be led by the Council and supported by all members of, and reported back to, the Steering Group. Understanding and learning lessons from how the PPOSS has been applied should be a key component of monitoring its delivery and be an on-going role of the Steering Group.

The Steering Group that takes the PPOSS forward should be made up of Rossendale Borough Council as well as other partners such as the NGBs, and Leicestershire & Rutland Sport. This offers benefits in terms of joint working on strategic and cross-boundary issues and will also be more efficient in terms of administration when compared to each authority having its own individual Steering Group.

ROSSENDALE BOROUGH COUNCIL PLAYING PITCH & OUTDOOR SPORT STRATEGY

KKP will provide the tools used to produce the PPOSS to the Council as well as training on how to use such tools, such as the PPOSS database used to hold all information gathered. This will enable the monitoring and updating process to be carried out.

As a guide, if no review and subsequent update has been carried out within three years of the PPOSS being signed off by the steering group, Sport England and the NGBs will consider the PPOSS and the information on which it is based to be out of date.

The nature of the supply and in particular the demand for outdoor sports facilities will likely to have changed over the three years. Therefore, without any form of review and update within this time period it would be difficult to make the case that the supply and demand information and assessment work is sufficiently robust.

Ideally the PPOSS should be reviewed on an annual basis from the date it is formally signed off by the Steering Group. This will help to maintain the momentum and commitment built up during its development. Taking into account the time to develop the PPOSS this should also help to ensure that the original supply and demand information is no more than two years old without being reviewed.

An annual review should not be regarded as a particular resource intensive task. However, it should highlight:

- ◀ How delivery of the recommendations and action plan has progressed and any changes required to the priority afforded to each action (e.g. the priority of some may increase or reduce following the delivery of others)
- ◀ How the PPOSS has been applied and the lessons learnt
- ◀ Any changes to particularly important sites and/or clubs in the area (e.g. the most used or high quality sites for a particular sport) and other supply and demand information, what this may mean for the overall assessment work and the key findings and issues
- ◀ Any development of a specific sport or particular format of a sport
- ◀ Any new or emerging issues and opportunities.

Once the PPOSS is complete the role of the Steering Group should evolve so that it:

- ◀ Acts as a focal point for promoting the value and importance of the PPOSS and outdoor sports provision in the area
- ◀ Monitors, evaluates and reviews progress with the delivery of the recommendations and action plan
- ◀ Shares lessons learnt from how the PPOSS has been used and how it has been applied to a variety of circumstances
- ◀ Ensures that the PPOSS is used effectively to input into any new opportunities to secure improved provision and influence relevant programmes and initiatives
- ◀ Maintains links between relevant parties with an interest in local outdoor sports provision;
- ◀ Reviews the need to update the PPOSS along with the supply and demand information and assessment work on which it is based. Further to review the group should either:
 - ◀ Provide a short annual progress and update paper;
 - ◀ Provide a partial review focussing on particular sport, pitch type and/or sub area; or
 - ◀ Lead a full review and update of the PPOSS document (including the supply and demand information and assessment details).
- ◀ Consider how provision for sport be made in new development, where on-site provision is required and how developer contributions are used.

ROSSENDALE BOROUGH COUNCIL PLAYING PITCH & OUTDOOR SPORT STRATEGY

Alongside regular Steering Group meetings, a good way to keep the PPOSS up to date and maintain relationships is to hold annual sport specific meetings with pitch sport NGBs and other relevant parties. These could be part of a process of updating key supply and demand information plus, if necessary, amending assessment work, tracking progress in respect of implementing action plan recommendations and highlighting new issues and opportunities.

Meetings could be timed to coincide with annual NGB affiliation processes. This would help to signal changes in the number and nature of sports clubs in the area. Other information that is already collected on a regular basis such as pitch booking records for local authority and other sites should also feed into these meetings.

NGBs will also be able to confirm any further performance quality assessments undertaken within the study area. Discussion with league secretaries may also indicate annual league meetings may be useful to attend to pick up on specific issues and/or enable a review of the relevant club details to be undertaken.

The Steering Group should regularly review and refresh area by area plans taking account of any improvements in pitch quality (and hence increases in pitch capacity) and also any new negotiations for community use of education sites in the future.

It is important that the Council maintains the data contained with the accompanying Playing Pitch Database. This will enable it to refresh and update area by area plans on a regular basis. The accompanying databases are intended to be refreshed on a season by season basis and it is important that there is cross-departmental work encompassing, for example, grounds maintenance and sports development departments, to ensure that this is achieved and that results inform subsequent annual sports facility development plans. Results should be shared with partners via a consultative mechanism.

Appendix Three: Monitoring and review process outlines the suggested approach for review of the PPOSS for the established Rossendale Steering Group.

Rossendale Local Football Facilities Plan


The findings of and any subsequent changes to the LFFP (completed in 2019) should align to the Rossendale PPOSS which will serve as a live document requiring concurrent management. The position for formal and affiliated football provision determined and updated through the PPOSS should form the basis for investment into formalised football provision echoed through the LFFP, which will further explore opportunities for investment into informal, recreational, small sided and indoor football as an extension of the PPOSS findings, the result being a wholistic plan for partnership investment into football facilities in the Borough over the next decade. The PPOSS should have a synergy with the LFFP, by that, the projects within the LFFP are determined by the supporting evidence of the PPOSS.

ROSSENDALE BOROUGH COUNCIL PLAYING PITCH & OUTDOOR SPORT STRATEGY

Checklist

To help ensure the PPOSS is delivered and is kept robust and up to date, the steering group can refer to the new methodology Stage E Checklist: Deliver the strategy and keep it robust and up to date:

<http://www.sportengland.org/facilities-planning/planning-for-sport/planning-tools-and-guidance/playing-pitch-strategy-guidance/>

Stage E: Deliver the strategy and keep it robust and up to date	Tick 	
	Yes	Requires Attention
Step 9: Apply & deliver the strategy		
1. Are steering group members clear on how the PPOSS can be applied across a range of relevant areas?		
2. Is each member of the steering group committed to taking the lead to help ensure the PPOSS is used and applied appropriately within their area of work and influence?		
3. Has a process been put in place to ensure regular monitoring of how the recommendations and action plan are being delivered and the PPOSS is being applied?		
Step 10: Keep the strategy robust & up to date		
1. Has a process been put in place to ensure the PPOSS is kept robust and up to date?		
2. Does the process involve an annual update of the PPOSS?		
3. Is the steering group to be maintained and is it clear of its on-going role?		
4. Is regular liaison with the NGBs and other parties planned?		
5. Has all the supply and demand information been collated and presented in a format (i.e. single document that can be filtered accordingly) that will help people to review it and highlight any changes?		
6. Have any changes made to the Active Places Power data been fed back to Sport England?		

APPENDIX ONE: SPORTING CONTEXT

The following section outlines a series of national, regional and local policies pertaining to the study and which will have an important influence on the Strategy.

National context

The provision of high quality and accessible community outdoor sports facilities at a local level is a key requirement for achieving the targets set out by the Government and Sport England. It is vital that this strategy is cognisant of and works towards these targets in addition to local priorities and plans.

Sport England: Uniting the Movement 2021

Sport and physical activity has a big role to play in improving the physical and mental health of the nation, supporting the economy, reconnecting communities and rebuilding a stronger society for all. From this notion, Sport England has recently released its new strategy, Uniting the Movement, its 10-year vision to transform lives and communities through sport and physical activity.

It seeks to tackle the inequalities long seen in sport and physical activity. Providing opportunities to people and communities that have traditionally been left behind, and helping to remove the barriers to activity, has never been more important.

There are three key objectives to the Strategy:

- ◀ Advocating for movement, sport and physical activity.
- ◀ Joining forces on five big issues
- ◀ Creating the catalyst for change

In particular, the five big issues are identified where the greatest potential is seen for preventing and tackling inequalities in sport and physical activity. Each one is a building block that, on its own, would make a difference, but together, could change things profoundly:

Recover and reinvent: Recovering from the biggest crisis in a generation and reinventing as a vibrant, relevant and sustainable network of organisations providing sport and physical activity opportunities that meet the needs of different people.

Connecting communities: Focusing on sport and physical activity's ability to make better places to live and bring people together.

Positive experiences for children and young people: Unrelenting focus on positive experiences for all children and young people as the foundations for a long and healthy life.

Connecting with health and wellbeing: Strengthening the connections between sport, physical activity, health and wellbeing, so more people can feel the benefits of, and advocate for, an active life.

Active environments: Creating and protecting the places and spaces that make it easier for people to be active.

The specific impact of the Strategy will be captured through programmes funded, interventions made, and partnerships forged. For each specific area of action, a set of key performance indicators will be developed. This hybrid approach will help evidence the overall progress being made by all those involved in supporting sport and physical activity.

ROSSENDALE BOROUGH COUNCIL

PLAYING PITCH & OUTDOOR SPORT STRATEGY

Department of Media Culture and Sport Sporting Future: A New Strategy for an Active Nation (2015)

The Government published its strategy for sport in December 2015. This strategy confirms the recognition and understanding that sport makes a positive difference through broader means and that it will help the sector to deliver five simple but fundamental outcomes: physical health, mental health, individual development, social and community development and economic development. In order to measure its success in producing outputs which accord with these aims it has also adopted a series of 23 performance indicators under nine key headings, as follows:

- ◀ More people taking part in sport and physical activity.
- ◀ More people volunteering in sport.
- ◀ More people experiencing live sport.
- ◀ Maximising international sporting success.
- ◀ Maximising domestic sporting success.
- ◀ A more productive sport sector.
- ◀ A more financially and organisationally sustainable sport sector.
- ◀ A more responsible sport sector.

National Planning Policy Framework (2019)

The National Planning Policy Framework (NPPF) sets out planning policies for England. It details how these changes are expected to be applied to the planning system. It also provides a framework for local people and their councils to produce distinct local and neighbourhood plans, reflecting the needs and priorities of local communities.

The NPPF states the purpose of the planning system is to contribute to the achievement of sustainable development. It identifies that the planning system needs to focus on three themes of sustainable development: economic, social and environmental. A presumption in favour of sustainable development is a key aspect for any plan-making and decision-taking processes. In relation to plan-making the NPPF sets out that Local Plans should meet objectively assessed needs.

The 'promoting healthy and safe communities' theme identifies that planning policies should be based on robust and up-to-date assessments of the need for open space, sports and recreation facilities (including quantitative or qualitative deficits or surpluses) and opportunities for new provision. Information gained from the assessments should be used to determine what open space, sport and recreational provision is needed, which plans should then seek to accommodate.

As a prerequisite, the NPPF states existing open space, sports and recreation buildings and land, including playing fields, should not be built on unless:

- ◀ An assessment has been undertaken, which has clearly shown the open space, buildings or land to be surplus to requirements; or
- ◀ The loss resulting from the proposed development would be replaced by equivalent or better provision in terms of quantity and quality in a suitable location; or
- ◀ The development is for alternative sports and recreational provision, the benefits of which clearly outweigh the loss of the current or former use.

In order for planning policies to be 'sound' local authorities are required to carry out a robust assessment of need for open space, sport and recreation facilities.

ROSSENDALE BOROUGH COUNCIL

PLAYING PITCH & OUTDOOR SPORT STRATEGY

The FA National Football Facilities Strategy (2018-28)

The Football Association's (FA) National Football Facilities Strategy (NFFS) provides a strategic framework that sets out key priorities and targets for the national game (i.e., football) over a ten-year period.

The Strategy sets out shared aims and objectives it aims to deliver on in conjunction with The Premier League, Sport England and the Government, to be delivered with support of the Football Foundation.

These stakeholders have clearly identified the aspirations for football to contribute directly to nationally important social and health priorities. Alongside this, the strategy is clear that traditional, affiliated football remains an important priority and a core component of the game, whilst recognising and supporting the more informal environments used for the community and recreational game.

Its vision is: *"Within 10 years we aim to deliver great football facilities, wherever they are needed"*

£1.3 billion has been spent by football and Government since 2000 to enhance existing football facilities and build new ones. However, more is needed if football and Government's shared objectives for participation, individual well-being and community cohesion are to be achieved. Nationally, direct investment will be increased – initially to £69 million per annum from football and Government (a 15% increase on recent years).

The NFFS investment priorities can be broadly grouped into six areas, recognising the need to grow the game, support existing players and better understand the different football environments:

- ◀ **Improve 20,000 Natural Turf pitches**, with a focus on addressing drop off due to a poor playing experience;
- ◀ **Deliver 1,000 3G AGP 'equivalents'** (mix of full size and small sided provision, including MUGAs - small sided facilities are likely to have a key role in smaller / rural communities and encouraging multi-sport offers), enhancing the quality of playing experience and supporting a sustainable approach to grass roots provision;
- ◀ **Deliver 1,000 changing pavilions/clubhouses**, linked to multi-pitch or hub sites, supporting growth (particularly in women and girls football), sustainability and providing a facility infrastructure to underpin investment in coaching, officials and football development;
Support access to flexible indoor spaces, including equipment and court markings, to support growth in futsal, walking football and to support the education and skills outcomes, exploiting opportunities for football to positively impact on personal and social outcomes for young people in particular;
- ◀ **Refurbish existing stock to maintain current provision**, recognising the need to address historic under-investment and issues with refurbishment of existing facilities;
- ◀ **Support testing of technology and innovation**, building on customer insight to deliver hubs for innovation, testing and development of the game.

Local Football Facility Plans

To support in delivery of both the current and superseding FA National Game Strategy (NGS), the FA commissioned a nationwide consultancy project. A Local Football Facility Plan (LFFP) has now been produced for every local authority across England. Each plan is unique to its area as well as being diverse in its representation.

ROSSENDALE BOROUGH COUNCIL PLAYING PITCH & OUTDOOR SPORT STRATEGY

The LFFP is strategically aligned to the National Football Facilities Strategy (NFFS); a 10-year plan to change the landscape of football facilities in England. The NFFS represents a major funding commitment from the national funding partners (The FA, Premier League, DCMS, Football Foundation) to inform and direct an estimated one billion pounds of investment into football facilities over the next ten years.

Each LFFP will build upon PPOSS findings (where present and current) regarding the formal and affiliated game, to also include strategic priorities for investment across small sided football (recreational and informal including indoors). The LFFP will also incorporate consultation with groups outside of formal football, as well as underrepresented communities. This could include those which may be key partners with regards to football for behavioural change and groups which may be key drivers of FA NGS priorities around participation in the likes of women and girls' football, disability football and futsal.

LFFPs will identify key projects to be delivered and act as an investment portfolio for projects that require funding. As such, around 90% of all national football investment through the funding partners will be identified via LFFPs.

It is important to recognise that a LFFP is an investment portfolio of priority projects for potential investment - it is not a detailed supply and demand analysis of all pitch provision in a local area. Consequently, it cannot be used in place of a PPOSS and is not an accepted evidence base for site change of use or disposal. A LFFP will, however, build on available/existing local evidence and strategic plans and may adopt relevant actions from a PPOSS and/or complement these with additional investment priorities.

The FA: National Game Strategy (2018-2021)

The FA launched its new National Game Strategy in July 2018 which aims to inspire a life-long journey in football for all. To achieve this, the strategy will focus on five key aspects of the game:

- ◀ A high quality introduction to football
- ◀ Developing clubs and leagues
- ◀ Embrace all formats of football and engage all participants
- ◀ Recruit, develop and support the workforce
- ◀ Develop sustainable facilities

Through these five pillars, The FA's objectives are to:

- ◀ Increase the number of male affiliated and recreational players by 10%.
- ◀ Double the number of female affiliated and recreational players via a growth of 75%.
- ◀ Increase the number of disability affiliated and recreational players by 30%.
- ◀ Ensure affiliated Futsal is available across the country in order to increase the number of Futsal affiliated and recreational players.

The sustainable football facilities should provide support to an agreed portfolio of priority projects that meet National Football Facility Strategy (NFFS) investment priorities. The sustainable football facilities should provide support to an agreed portfolio of priority projects that meet National Football Facility Strategy (NFFS) investment priorities.

England and Wales Cricket Board (ECB) Inspiring Generations (2019-2024)

"Inspiring Generations" is the new ECB participation strategy which was announced in January 2019. It builds on the strong foundations laid by Cricket Unleashed and supports the growth of cricket in England and Wales between 2020 and 2024. At the heart of this strategy

ROSSENDALE BOROUGH COUNCIL PLAYING PITCH & OUTDOOR SPORT STRATEGY

is a single unifying purpose, which gets to the core of what the game can do for society both on and off the field to ensure that cricket is in an even stronger position that it is in 2019.

Inspire Generations has six key priorities and activities including transforming women's and girls' cricket to increase the representation of women in every level of cricket by:

- ◀ Growing the base through participation and facilities investment.
- ◀ Growing the base through participation and facilities investment.
- ◀ Launching centres of excellence and a new elite domestic structure.
- ◀ Investing in girls' county age group cricket.
- ◀ Delivering a girls' secondary school programme.

The Rugby Football Union Strategic Plan (2017-2021)

The RFU has released its new strategic vision for rugby in England. The strategy is based on four main elements which are; Protect, Engage, Grow and Win. It covers all elements of rugby union ranging from elite rugby to grassroots, although the general relevancy to the PPOSS is centred around growing the game.

The RFU exists to promote and develop rugby union in England and ensure the long-term sustainability of clubs by growing player numbers and retaining them across all age groups. Responding to wider market influences, work will continue on developing new ways to take part in all forms of the game, without comprising the sports traditions. This will ensure a lasting legacy from elite success by attracting new players and encouraging current male and female adult players to play.

The four key aims to ensure long term sustainability are to:

- ◀ Improve player transition from age grade to adult 15-a-side rugby
- ◀ Expand places to play through Artificial Grass Pitches (AGPs)
- ◀ Engage new communities in rugby
- ◀ Create a community 7's offering

England Hockey Strategy

England Hockey's Facilities Strategy can be found [here](http://www.englishockey.co.uk/page.asp?section=2075§ionTitle=Facilities+Strategy).
<http://www.englishockey.co.uk/page.asp?section=2075§ionTitle=Facilities+Strategy>

Vision: For every hockey club in England to have appropriate and sustainable facilities that provide excellent experiences for players.

Mission: More, Better, Happier Players with access to appropriate and sustainable facilities

The 3 main objectives of the facilities strategy are:

1. PROTECT: To conserve the existing hockey provision

- There are currently over 800 pitches that are used by hockey clubs (club, school, universities) across the country. It is important to retain the current provision where appropriate to ensure that hockey is maintained across the country.

2. IMPROVE: To improve the existing facilities stock (physically and administratively)

- The current facilities stock is ageing and there needs to be strategic investment into refurbishing the pitches and ancillary facilities. England Hockey works to provide more

ROSSENDALE BOROUGH COUNCIL PLAYING PITCH & OUTDOOR SPORT STRATEGY

support for clubs to obtain better agreements with facilities providers & education around owning an asset.

3. DEVELOP: To strategically build new hockey facilities where there is an identified need and ability to deliver and maintain. This might include consolidating hockey provision in a local area where appropriate.

England Hockey has identified key areas across the country where there is a lack of suitable hockey provision and there is a need for additional pitches, suitable for hockey. There is an identified demand for multi pitches in the right places to consolidate hockey and allow clubs to have all of their provision catered for at one site.

The intention is to:

- ◀ Be progressive.
- ◀ Offer opportunities to participate at national and international level.
- ◀ Work to raise the profile of the sport in support of recruitment and retention.
- ◀ Lead the sport.
- ◀ Support clubs and county associations.

British Crown Green Bowling Association

Please note there is no current facility guidance provided by British Crown Green Bowling Association responsible for crown green bowls in England.

<http://bcgba.org.uk/index.html>

Lawn Tennis Association – Tennis Opened Up

The new LTA Strategy includes seven strategies relating to three objectives which are built around the following vision and mission:

Vision: tennis opened up

Mission: to grow tennis by making it relevant, accessible, welcoming and enjoyable

Objectives

- ◀ Increase the number of fans on our database from [623,602] to [1,000,000] by 2023.
- ◀ More people playing more often;
 - ◀ Increase the number of adults playing tennis each year from [7.7% (4,018,600)] of the population to [8.5% (4,420,460)], and the frequency of adults playing tennis twice a month from [1.9% (858,700)] of the population to [2.2% (1,000,000)] by 2023.
 - ◀ The number of children playing tennis from [x] to [y] by 2023 (to be finalised December 2018 on publication of Sport England's new Child Participation Survey).
- ◀ Enable 5 new players to break into the top 100 by 2023 and inspire the tennis audience.

Strategies

1. Visibility -Broaden relevance and increase visibility of tennis all year round to build engagement and participation with fans and players.
2. Innovation - Innovate in the delivery of tennis to widen its appeal.
3. Investment - Support community facilities and schools to increase the opportunities to play
4. Accessibility - Make the customer journey to playing tennis easier and more accessible for anyone
5. Engagement - Engage and collaborate with everyone involved in delivering tennis in Britain, particularly coaches and volunteers to attract and maintain more people in the game.

ROSSENDALE BOROUGH COUNCIL PLAYING PITCH & OUTDOOR SPORT STRATEGY

6. Performance - Create a pathway for British champions that nurtures a diverse team of players, people and leaders.
7. Leadership - Lead tennis in Britain to the highest standard so it is a safe, welcoming, well-run sport.

England Netball - Your Game, Your Way 2013-17

Even though this Plan is out of date, England Netball remains committed to its '10-1-1' mission, vision and values that form the fundamentals for its strategic planning for the future for the sport and business. To facilitate the successful achievement of Netball 10:1:1 and Goal 4, England Netball will:

- ◀ Accelerate the participation growth by extending our market penetration and reach through the activation of a range of existing and new participant-focused products and programmes that access new and targeted markets.
- ◀ Increase the level of long-term participant retention through targeting programmes at known points of attrition and easy transition through the market segments, supported by an infrastructure that reflects the participant needs and improves their netball experience.
- ◀ Build a sustainable performance pathway and system built on the principles of purposeful practice and appropriate quality athlete coach contact time.
- ◀ Develop sustainable revenue streams through the commercialisation of a portfolio of products and programmes and increasing membership sales. This will also include the creation of cost efficiencies and improved value for money through innovative partnerships and collaborations in all aspects of the business.
- ◀ Establish high standards of leadership and governance that protect the game and its people and facilitates the on-going growth and transformation of the sport.

England Athletics Strategic Plan – Athletics & Running: for everyone, forever – 2017 and beyond

This plan sets out England Athletics' mission, vision and strategic priorities that will direct how they work as an organisation during the coming years: what they do and how they will do it.

Vision: Make athletics and running the most inclusive and popular sport in England, led by a network of progressive clubs and organisations and supported by a sustainable, respected and trusted governing body.

For England Athletics to achieve this vision, they will focus on three values:

- ◀ Pride – taking pride in their work and demonstrating to athletes that they recognise the importance of their role in bettering athletics.
- ◀ Integrity – demonstrate integrity to earn respect and to build effective partnerships.
- ◀ Inclusivity – promote inclusivity in all their actions.

Mission: To grow opportunities for everyone to experience athletics and running, to enable them to reach their full potential.

In order to achieve their mission, England Athletics will have three strategic priorities.

1. To expand the capacity of the sport by supporting and developing its volunteers and other workforce. The target is to achieve a 6% increase every year of licensed leaders, coaches and officials.
2. To sustain and increase participation and performance levels in our sport. To achieve this, England Athletics' current targets are to increase the number of club registered athletes from (149,000 to 172,000), engage 135,000 people through the RunTogether programme

ROSSENDALE BOROUGH COUNCIL PLAYING PITCH & OUTDOOR SPORT STRATEGY

and to increase athlete performance levels across all events and disciplines by 1% every year.

3. To influence participation in the wider athletics market. Their target here is to increase the number of regular athletes or runners by at least one million.

England Athletics Facility Strategy (2018 – 2025)

The purpose of this document is to set out our long term vision for athletics facilities in England. Facilities form a vital component of the overall England Athletics strategy.

The development, protection and enhancement of facilities will support our strategic plan and help England Athletics contribute to the delivery of the Department for Culture, Media and Sport's Sporting Futures: A New Strategy for Sport and Sport England's strategy Towards an Active Nation. Appropriate facilities help to attract and inspire new participants and provide the foundation and focus for a significant proportion of the England Athletics family.

ROSSENDALE BOROUGH COUNCIL PLAYING PITCH & OUTDOOR SPORT STRATEGY

The England Athletics Strategic Plan notes that the sport increasingly needs to become financially sustainable and that a business-like and innovative approach is a vital component of its future success. Facilities are fundamental, but they are also expensive to create and to maintain. The sport therefore faces a significant challenge to develop, improve and maintain facilities, most of which are currently operated and funded by third parties.

This strategy sets out a challenge to all those involved with the delivery of the sport to be innovative and business like in the operation and development of facilities at a time of financial challenge, as it aims “To create an innovative and inspiring network of sustainable athletic facilities, with the capacity to meet both current and future demand across England”.

UK Athletics Facilities Strategy (2014-2019)

Facilities are essential to attracting, retaining and developing athletes of the future. Having the right facilities in the right place will be crucial in meeting growing demand, increasing participation in physical activity and athletics, improving the health of the nation and supporting a new generation of athletes in clubs and schools through to national and world class level.

UKA and the Home Country Athletics Federations (HCAFs) recognise the challenges faced by facility owners and venue operators, and the 5 year Facility Strategy (2014-2019) uses a Track & Field facility model designed to support a sustainable UK network of development, training and competition venues that meet Home Country needs aligned to UKA’s Athlete/Participant Development Model. In addition to Track and Field provision, UKA recognises the huge amount of club activity that takes place on roads, paths and trails and the strategy also maps out a plan for future “running” facilities

ROSSENDALE BOROUGH COUNCIL PLAYING PITCH & OUTDOOR SPORT STRATEGY

APPENDIX TWO: FUNDING PLAN

Funding opportunities

In order to deliver much of the Action Plan it is recognised that external partner funding will need to be sought. Although seeking developer contributions in applicable situations and other local funding/community schemes could go some way towards meeting deficiencies and/or improving provision, other potential/match sources of funding should be investigated. Below is a list of current funding sources that are relevant for community improvement projects involving sports facilities.

Awarding body	Description
<p>Big Lottery Fund http://www.biglotteryfund.org.uk/</p>	<p>The Big Lottery Fund distributes over £500m a year to communities across the UK, raised by players of The National Lottery.</p> <p>Awards for All – this fund offers National Lottery grants between £300 and £10,000. Applications can be made by: voluntary or community organisations, registered charities, constituted groups or clubs, not-for-profit companies or community interest companies, social enterprises, schools and statutory bodies (including town, parish and community councils). To receive funding, the applicant must meet at least one of the funding priorities listed for these grants. The funding priorities are:</p> <ul style="list-style-type: none"> ◀ Bringing people together and building strong relationships in and across communities. ◀ Improving the places and spaces that matter to communities. ◀ Enabling more people to fulfil their potential by working to address issues at the earliest possible stage. <p>Empowering Young People – this grants programme is designed to support projects in Northern Ireland that give young people aged 8 to 25 the ability to overcome the challenges they face. Funding between £30,000 and £500,000 is available and is available to projects which meet one or more of the following objectives:</p> <ul style="list-style-type: none"> ◀ Equip young people with the skills they need for the future. ◀ Improve young people’s relationships with their support networks and communities. ◀ Improve the health and well-being of young people. <p>Reaching Communities England – this programme provides flexible funding over £10,000 for up to five years to organisations in England who want to act on the issues that matter to people and communities. Grants will be awarded to voluntary and community organisations or social enterprises to fund project activities, operating costs, organisational development and capital costs. Ideas must meet one or more of the following funding priorities:</p> <ul style="list-style-type: none"> ◀ Bringing people together and building strong relationships in and across communities. ◀ Improving the places and spaces that matter to communities. ◀ Enabling more people to fulfil their potential by working to address issues at the earliest possible stage.
<p>Sport England</p>	<p>Sport England’s vision is that everyone in England feels able to take part in sport or activity, regardless of age, background or ability.</p>

ROSSENDALE BOROUGH COUNCIL PLAYING PITCH & OUTDOOR SPORT STRATEGY

Awarding body	Description
<p>The current funding streams may change throughout 2019/20 so refer to the website for the latest information: https://www.sportengland.org/funding/</p>	<p>Small Grants – this programme offers funding to projects involving adults and young people aged 14 or over which meet one or more of the aims of their ‘Towards an Active Nation’ strategy. These aims are: get inactive people more active, develop lasting sporting habits, engender more positive attitudes among young people, develop more diverse volunteers and to improve progression and inclusion among the most talented. Projects with mixed age groups may still be considered if there is a focus on people aged 14 and over.</p> <p>Community Asset Fund – this programme is dedicated to enhancing the spaces in your local community that give people the opportunity to be active.</p> <p>Major Events Engagement Fund – Sport England’s ‘Towards an Active Nation’ strategy commits them to invest £2m in helping national governing bodies (NGBs) to host major events which evolve their existing business model and derive a greater financial return from their existing customers (players, volunteers or spectators). This funding can also be used to develop programmes that engage with individuals local to the major event, who are currently less likely to take part regularly in sport or physical activity.</p>
<p>Football Foundation http://www.footballfoundation.org.uk/funding-schemes/</p>	<p>This trust provides financial help for football at all levels, from national stadia and FA Premier League clubs down to grass-roots local development.</p> <p>Premier League & The FA Facilities Fund – this fund is available to football clubs, schools, councils and local sports associations that improve facilities for football and other sport in local communities, sustain or increase participation amongst children and adults, regardless of background age or ability and to help children and adults to develop their physical, mental, social and moral capacities through regular participation in sport. Grants are available for:</p> <ul style="list-style-type: none"> ◀ Grass pitch drainage/improvements, ◀ Pavilions, clubhouses and changing rooms, ◀ 3G Football Turf Pitches (FTPs) and multi-use games areas, ◀ Fixed floodlights for artificial pitches. <p>Premier League & The FA Facilities Fund Small Grants Scheme – this scheme awards grants of up to £10,000 for the provision of capital items, or to refurbish/improve existing facilities. This scheme aims to support the growth of football clubs and activity, prevent a decline in football participation and make improvements to facilities to address any health and safety issues. Grants, which cannot exceed 50% of the total project cost, are awarded to support the costs of the following list of projects and items:</p> <ul style="list-style-type: none"> ◀ Replacement of unsafe goalposts, ◀ Portable floodlights, ◀ Storage containers, ◀ Changing pavilion/clubhouse refurbishment and external works (not including routine maintenance works), ◀ Grounds maintenance equipment, ◀ Pitch improvement works (not including routine maintenance works), ◀ Fencing.

ROSSENDALE BOROUGH COUNCIL PLAYING PITCH & OUTDOOR SPORT STRATEGY

Awarding body	Description
	<p>The scheme is available to local authorities, educational establishments, grassroots football clubs and professional and semi-professional football clubs and their associated community organisations, to support their community outreach programmes.</p> <p>Premier League Primary Stars Kit and Equipment Scheme - this scheme, run in partnership with Nike and delivered by the Football Foundation, gives teachers the opportunity to get their hands on free resources to aid their pupils' learning. Primary school teachers registered at plprimarystars.com can access either a free Nike football strip, or a free equipment pack which can be used across the curriculum.</p>
<p>Rugby Football Foundation (RFF) http://www.rugbyfootballfoundation.org/index.php?option=com_content&view=article&id=14&Itemid=113</p>	<p>The Grant Match Scheme in particular provides easy-to-access grant funding for playing projects that contribute to the recruitment and retention of community rugby players. Grants are available on a 'match funding' 50:50 basis to support a proposed project.</p> <p>Projects eligible for funding include:</p> <ol style="list-style-type: none"> 1. Pitch Facilities – Playing surface improvement, pitch improvement, rugby posts, floodlights. 2. Club House Facilities – Changing rooms, shower facilities, washroom/lavatory, and measures to facilitate segregation (e.g. women, juniors). 3. Equipment – Large capital equipment, pitch maintenance capital equipment (e.g. mowers). <p>'Helping Hand Grants' can award funding from £500 to £1,500. The Groundmatch Grant Scheme provides funding from £1,501 to £5,000. RFU Accredited clubs at level 5 and below are eligible to apply.</p> <p>The RFF also offer loan schemes for RFU Accredited clubs at level 3 and below. The first scheme is the Interest Free Loan scheme which can provide up to £100,000 as an interest free loan for capital works. Green Deal Loans up to the value of £20,000 are available to clubs to support them in the installation of facility solutions that reduce utility costs. Repayments are structured to be the equivalent of the projected savings over the agreed 'payback' period.</p>
<p>The England and Wales Cricket Trust https://www.ecb.co.uk/be-involved/club-support/club-funding</p>	<p>The Interest Free Loan Scheme provides finance to clubs for various capital projects such as buildings, equipment purchase, fine turf, land purchase and non-turf. All ECB affiliated cricket clubs are eligible to apply, as well as other organisations that can evidence achievement/delivery of the EWCT's charitable aims. Clubs with a junior section can apply for funding from £1,000 to £50,000 whereas clubs without a junior section can apply for funding from £1,000 to £20,000. A minimum of 10% partnership funding is required from the applicant.</p> <p>The Small Grant Scheme aims to support the ECB's national programmes – Get the Game On, All Stars Cricket, Women's Cricket and U19 Club T20. Clubs can apply for funding towards the purchase of relevant products or materials, and associated professional labour costs.</p> <p>Project themes:</p> <ul style="list-style-type: none"> ◀ Covers – supporting Get the Game On, ◀ Family Friendly Facilities – supporting All Stars Cricket,

ROSSENDALE BOROUGH COUNCIL PLAYING PITCH & OUTDOOR SPORT STRATEGY

Awarding body	Description
	<ul style="list-style-type: none"> ◀ Improved Changing Facilities for Females – supporting Women’s Cricket, ◀ Great Events – supporting U19 Club T20.
LTA Transforming British Tennis Together https://www.lta.org.uk/workforce-venues/tennis-venue-support/tennis-facility-funding-and-advice/transforming-british-tennis-together/	TBTT is the largest capital investment programme the LTA has undertaken. It aims to invest £125 million over the next ten years in tennis facilities which it hopes can be match funded by partners to bring £250 million into the sport.

Funder’s requirements

Below is a list of funding requirements that can typically be expected to be provided as part of a funding bid, some of which will fall directly out of the Playing Pitch & Outdoor Sport Strategy:

- ◀ Identify need (i.e. why the project is needed) and how the project will address it.
- ◀ Articulate what difference the project will make.
- ◀ Identify benefits, value for money and/or added value.
- ◀ Provide baseline information (i.e. the current situation).
- ◀ Articulate how the project is consistent with local, regional and national policy.
- ◀ Financial need and project cost.
- ◀ Funding profile (i.e. who is providing which services/facilities? Unit and overall costs).
- ◀ Technical information and requirements (e.g. planning permission).
- ◀ Targets, outputs and/or outcomes (i.e. the anticipated situation after the project/what the project is anticipated to achieve)
- ◀ Evidence of support from partners and stakeholders.
- ◀ Background/essential documentation (e.g. community use agreement).
- ◀ Assessment of risk.

Indicative costs

The indicative costs of implementing key elements of the Action Plan can be found on the Sport England website:

<https://www.sportengland.org/facilities-planning/design-and-cost-guidance/cost-guidance/>

The costs are for the development of community sports facilities and are based on providing good quality sports facility based on the last quarter. The Facilities Costs are updated on the Sport England website every quarter. These rounded costs are based on schemes most recently funded through the Lottery (and therefore based on economies of scale), updated to reflect current forecast price indices provided by the Building Cost Information Service (BCIS), prepared by Technical Team Lead of Sport England.

ROSSENDALE BOROUGH COUNCIL PLAYING PITCH & OUTDOOR SPORT STRATEGY

APPENDIX THREE: MONITORING AND REVIEW PROCESS

What task	Who by	When
<p>Internal steering group meeting</p> <p>Meeting between RLT/RBC internal Steering Group members to discuss and log key changes in playing pitch and facility provision, covering:</p> <ul style="list-style-type: none"> ◀ New pitch provision; ◀ Pitch improvements; ◀ Pitch re-configuration; ◀ Pitch loss/threat; ◀ Community Access agreements (e.g. education or private sites); ◀ Plans for future provision. <p>Outcome of meeting and updates to documents recorded.</p>	<p>Rossendale Leisure Trust Rossendale Borough Council</p>	<p>Bi-Annually</p>
<p>Sport England and NGB update meetings</p> <p>RLT Steering Group Chair to hold series of update meetings with individual sports NGBs to discuss and log:</p> <ul style="list-style-type: none"> ◀ Any changes in club and team details; ◀ Any changes in sport format; ◀ Any site specific updates; ◀ Changes to supply and demand data; ◀ The application and use of the PPS e.g. in delivery of new or improved provision, funding opportunities, programmes and initiatives; ◀ Any new issues and opportunities. 	<p>RLT Steering Group Chair Sports NGBs Sport England (Planning)</p>	<p>Annually for each sport:</p> <p>Football – October Rugby Union – October Cricket – May Tennis – May</p>

ROSSENDALE BOROUGH COUNCIL PLAYING PITCH & OUTDOOR SPORT STRATEGY

What task	Who by	When
<p>Sport specific implementation groups</p> <p>Based on the findings of the PPOSS there is a need to hold small scale focus group meetings to implement specific issues identified in the PPOSS. These are as follows:</p> <ul style="list-style-type: none"> ◀ Pitch investment strategy (grass improvements and 3G) ◀ Pitch management, improvement and maintenance of existing pitches, and potential asset transfers ◀ Developer contributions group (S106 linked) ◀ Valley Leadership Academy ◀ Marl Pits running track 	<p>Rossendale Borough Council Rossendale Leisure Trust NGBs Local sports clubs and schools Other stakeholders as relevant</p>	<p>As required</p>
<p>Prepare Annual PPOSS Progress Paper</p> <p>Based on the outcome of actions above, prepare a short Annual PPS Progress and Update paper highlighting:</p> <ul style="list-style-type: none"> ◀ The delivery of PPS recommendations and any changes in priority; ◀ Changes to particularly important sites and/or clubs in the area and other supply and demand information with implications for PPS's key findings; ◀ Details of any developments of a specific sport or particular format; ◀ Details of any new or emerging issues and opportunities; ◀ Any issues with the application of the PPS and lessons learnt; ◀ Actions needed to keep the PPS 'live' and up to date. <p>Based on the above, the Annual Progress Paper will also consider if a partial or full update of the PPS is required.</p>	<p>PPS Steering Group</p>	<p>Annually</p>

ROSSENDALE BOROUGH COUNCIL PLAYING PITCH & OUTDOOR SPORT STRATEGY

What task	Who by	When
<p>Circulation and Agreement</p> <p>Circulate Annual Progress Paper to Steering Group for comment and agreement with opportunity to hold Steering Group Meeting to discuss findings and issues.</p>	<p>PPS Steering Group</p>	<p>Annually</p>
<p>Publish Paper</p> <p>Make Annual Progress paper available online. Report any significant findings to appropriate committee if considered necessary.</p>	<p>RLT/RBC</p>	<p>Annually – following Steering Group agreement on progress paper</p>

Subject:	Task and Finish Group Report: GP Practice Appointment Accessibility	Status:	For Publication
Report to:	Overview and Scrutiny Committee	Date:	7 th March 2022
Report of:	Task and Finish Group	Portfolio Holder:	Corporate Services
Key Decision:	<input type="checkbox"/> Forward Plan <input type="checkbox"/>	General Exception	<input type="checkbox"/> Special Urgency <input type="checkbox"/>
Equality Impact Assessment:	Required:	No	Attached: No
Biodiversity Impact Assessment	Required:	No	Attached: No
Contact Officer:	Carolyn Sharples	Telephone:	01706 252422
Email:	carolynsharples@rossendalebc.gov.uk		

1.	OVERVIEW AND SCRUTINY RECOMMENDATION(S)
1.1	That the Overview and Scrutiny Committee note the work carried out by the task and finish group.
1.2	That the Overview and Scrutiny Committee note the Cabinet response to the recommendations as detailed at 3.4.
1.3	That updates on the recommendations, progress and work carried out are reported back to future committee meetings in line with the suggested timescales.

2. PURPOSE OF REPORT

- 2.1 To inform members of the work carried out by the GP Practice Appointment Accessibility Task and Finish Group. The task and finish group report is attached at Appendix A.

3. BACKGROUND

- 3.1 The task group was set up after residents raised concerns with councillors that they were experiencing difficulties obtaining GP appointments in Rossendale and it was agreed to set up a task and finish group.
- 3.2 Meetings took place between October and November 2021 to gather evidence and scope the review, and the task and finish day was held in January 2022. This meeting was attended by health partners and other invited witnesses as detailed in the final report at Appendix A.
- 3.3 The final report was sent to task and finish group members for comment and also to the health partners who attended on the task and finish day. The report was also reviewed by Corporate Management Team on 8th February 2022, where the recommendations were noted prior to circulation to Cabinet members for their formal response.
- 3.4 The formal response of the Portfolio Holder for Health and Leisure, on behalf of the Cabinet is as follows:

Cabinet accepts all the recommendations and welcomes the cautionary note in Recommendation 6, to “explore” Planning options.

It is recognised that this has been a difficult exercise, given that as stated in the report, GP surgeries are privately run and as such are autonomous. However, it is hoped that these recommendations will support all GPs to continue to work for the benefit of Rossendale patients. Clearly a number of patients have had difficulty in getting through to

their surgery and don't necessarily understand the "care navigation" system. Patients need help in understanding this system via various communication channels.

The Council looks forward to continuing the good working relationship with GPs already established via the Primary Care Networks, the Health and Well-being Partnership and the about to be set up Health and Well-being Board. This relationship is essential to the success of the newly adopted Local Health Plan.

4. RISK

4.1 All the issues raised and the recommendations in this report involve risk considerations as set out below:

- There is a risk of negative publicity and increased councillor contact unless the council works with its partners to keep members of the public informed of the changes regarding access to appointments and referrals, and also the range of medical professionals that are available for appointments.

5. FINANCE

5.1 Any financial implications arising will be contained within existing budget resources.

6. LEGAL

6.1 There are no legal implications identified in this report.

7. POLICY AND EQUALITIES IMPLICATIONS

7.1 There are no policy or equality implications identified in this report.

8. CONCLUSION

8.1 The recommendations of the report will work towards enhancing the existing patient experience.

No background papers

Overview and scrutiny task and finish group report GP practice appointment accessibility

January 2022



This report reflects the views and recommendations of the Overview and Scrutiny Task and Finish Group. It does not necessarily reflect the view of Rossendale Borough Council as a whole. In many cases, suggestions are made to enable further consideration to be given to issues, and this would need to include a full assessment of the legal and financial implications and any associated risk.

Other formats are available.
Please call 01706 217777 or
visit our One Stop Shop at
Futures Park, Bacup.

اردو বাংলা



1. Introduction and background

- 1.1 In summer 2021, a Rossendale councillor wrote to the Secretary of State for Health, Sajid Javid, expressing concerns regarding the difficulty of getting an appointment at the doctors. This was following concerns raised by local residents who reported that they were having to visit NHS walk-in centres, because they were unable to get an appointment to see their doctor. The matter was also raised as a member's question at the Council meeting on 8th September 2021. Council members were informed that the matter would be looked into further and in September 2021 an Overview and Scrutiny Task and Finish Group was set up to undertake a brief review.
- 1.2 An initial meeting was held on 6th October 2021 to review initial evidence and to identify what additional information was required. The scoping was put on hold as it was acknowledged that the Rossendale General Practitioner (GP) Leads were holding a Primary Care Network Partnership meeting on 8th October 2021 to keep key partners updated on the local situation.
- 1.3 After further information had been gathered a follow up meeting was held on 28th October to review the additional evidence (including information from the Primary Care Network meeting), scope the review and agree the terms of reference.

2. Terms of reference

The terms of reference of the group were agreed at the meeting on 28th October 2021 as follows:

Following a councillor raising concerns on behalf of their constituents it has become clear that some residents are experiencing difficulties getting through to obtain GP practice appointments in Rossendale. A task and finish group has been established and the terms of reference for this group are as follows:

1. To explore access to GP practice appointments in Rossendale and gain an understanding of how the booking systems work.
2. To gain a better understanding of current issues from Lead GPs and patient representatives.
3. To explore ways in which to support or recommend improvements which will benefit members of the public in relation to accessing GP practice appointments in Rossendale.

3. Membership

Members of the Task and Finish Group

Councillor Janice Johnson (Chair)
Councillor Ann Kenyon
Councillor Marilyn Procter
Councillor Granville Morris
Councillor Laura-Beth Thompson

Officer support was provided by the Communities Team and Committee and Member Services.

Task Group meeting attendees

Rossendale Borough Council (RBC):

Councillor Janice Johnson (Chair)

Councillor Ann Kenyon

Councillor Marilyn Procter

Councillor Granville Morris

Councillor Barbara Ashworth (Portfolio Holder)

Councillor Alan Neal (witness)

Adam Allen, Director of Communities

Stephanie Thornton, Public Services Reforms Officer

Carolyn Sharples, Committee & Member Services Manager

Other attendees:

Andy Laverty, ELCCG

Dr A Mannan, GP Lead

Dr J O'Malley, GP Lead

Pauline Aspinall, Strategic Manager Irwell Medical Practice

4. Meetings

Meetings took place as follows:

Initial meeting - 6th October 2021

Scoping meeting - 28th October 2021

Task Group meeting - 21st January 2022

4.1 Initial meeting

At the initial meeting members reviewed the current information available including the recent news reports, press extracts, videos and online comments made by patients. Members noted their preliminary questions, and as a result, more fact finding was undertaken and additional evidence collated in advance of the scoping meeting. This included any available data on GP ratios and Practice Nurse ratios, in addition to collating feedback from constituents who had contacted councillors directly regarding their experiences.

4.2 Scoping meeting

Information was shared from the Primary Care Network meeting, which took place on 8th October 2021 to discuss the current situation and had been attended by the chair of the task group. This included information regarding other health professionals available through the surgeries to assist patients, the operation of the telephone systems and the messaging and communications.

Anonymous information obtained through constituent contact was also shared by the members regarding experiences, in addition to GP and Practice Nurse ratios and

information regarding the messages and communications being provided by the surgeries via their phone messaging systems, websites and through social media.

Members also reviewed the scoping document and noted the limitations of the review in that the task group only had the ability to fact find and make recommendations for consideration, particularly since primary care fell under the NHS, and GP surgeries were privately run and came under the Primary Care Network (East and West Rossendale). The terms of reference were agreed and members emphasised that the purpose of the group was to gain a better understanding for councillors: to enable them to keep residents informed and provide the right advice/signposting when residents contacted them about any issues they were experiencing. It was also about understanding the issues and pressures faced by the medical/support staff and to try to help make suggestions which would improve their situation too. Members confirmed their desire to work together in partnership to discuss the way forward and key health professionals were invited to attend the task group meeting.

4.3 Task Group meeting

At the meeting discussion took place between all attendees and the following points were raised:

- Access for patients had changed over the last 12 months. Care navigators (receptionists) could offer appointments with the most appropriate medical practitioner, which included Clinical Pharmacists and Physician Associates, for example.
- Patients were required to share information with care navigators (receptionists) about the nature of their problems for them to access the most appropriate appointment.
- Patients needed to be accepting of other people who were able to see them and assist them.
- GPs were also trying to look into new ways of working with the pharmacies to increase capacity in the system.
- Surgeries had recruited to a lot of different roles, but there had also been a high turnover of staff and it took time for new staff to become trained up and get up to speed. Surgeries were working hard to attract primary care workers. The Primary Care Network East and West Rossendale had one of the highest recruitment rates and every Rossendale practice was a training practice.
- More resources had been attracted to create extra appointments through the Enhanced Access Appointments service, the extra appointments were currently telephone appointments, but this would be expanded to include face-to-face appointments. This service was open to all practices across East Lancashire, and was for on the day problems where there were no appointments available via the patient's own GP surgery.
- Covid had brought a number of challenges and pressures to which surgeries were constantly addressing and adapting, including managing vaccinations and covid clinics.

- Backlogs of patients waiting for surgery had also increased surgery workloads as conditions needed to continually be managed until surgery had taken place.
- There had been increases in population over the last 20-30 years, whilst GP numbers were decreasing.
- Pressures were not unique to Rossendale.
- There was a need for collaborative working to understand pressures and address concerns and to look at what we can do together to help.
- The Primary Care Network was looking to develop the Patient Participation Groups (PPGs) and communicate with them to engage and consult with patients, and to listen and respond to concerns.
- There had been challenges with the telephone systems and the Strategic Manager of the Irwell Medical Practice had attended a task group to look at the telephone system issues. A cloud based system was required to manage the volume of calls and a new gold standard system was being pursued which would be able to build in other solutions to help improve access.

In discussing improvements, Dr Mannan outlined a five point action plan:

- A robust communications strategy, which would help get messages out via the Primary Care Network and partner organisations and include:
 - messages on broader NHS information
 - how resources impact on public
 - access information
 - information on additional roles
 - communicating positive messages
 - how to address challenges as a community
 - system responses
- Promote the Health and Well-being agenda and use the strategy to look at priorities such as mental health and other areas of concern and get behind them.
- Councillors to help be involved in, and get more people involved in, the Patient Participation Groups. To help connect practices with patients and communities and find out what improvements can be made.
- Include a robust plan for NHS capacity by including it in the development strategy using S106 funding.
- Promoting recreation and leisure and self-empowerment to help alleviate non-physical issues such as mental health and social health.

Members also discussed:

- Exploring the use of Community Infrastructure Levy (CIL).
- Organisations such as local pride groups, which could be beneficial for non-physical issues such as mental and social well-being.
- Also using the town council to get information out about the Patient Participation Groups.

5. Findings

- 5.1 The task group noted that the issues raised were not unique to Rossendale and it was crucial to work together to find solutions to peoples' concerns and look at how each organisation can provide support and find the best way forward. The task group also recognised that since the issue with appointments had been raised, a huge amount of work had taken place though through the Primary Care Network and at the individual surgeries in addressing patient concerns and adapting to make improvements on an ongoing basis.
- 5.2 Feedback initially collated by the task group indicated that the majority of patient issues and frustrations concerned the process of getting through on the telephone, rather than there being issues with face to face appointments or medical care. The task group recognised the potential for these types of issues in creating additional strain and knock on effects for other services, and also the potential in generating inappropriate behaviour directed towards medical/support staff, especially frontline. Issues with the telephone systems were being looked into, but it was recognised that surgeries were tied into existing contracts and some surgeries had limited choice over supplier owing to where their premises were located. It was acknowledged that improvements to these systems were planned, and whilst it was initially thought that it may take approximately 2 years to resolve, the task group was pleased to hear that changes at the majority of surgeries could be imminent (within the next 2-3 months).
- 5.3 In reviewing messaging, particularly telephone messages, the task group noted that there was existing good practice within Rossendale, which could be shared and adopted across the other surgeries (where individual systems would allow). It was noted that the most effective telephone messages were:
- brief and to the point
 - explained the process for getting an appropriate appointment
 - explained who the appointment may be with
 - detailed any other options e.g. clinics available
- This good practice would assist in managing patient expectations and encourage acceptable behaviour, particularly with reference to informing patients of the care navigation that would take place and the maintenance of confidentiality to counteract any resistance from patients in disclosing the nature of their medical need when trying to book an appointment. Other types of messaging concerned where surgeries had updated their websites or posted on social media to inform of any current issues/updates. This type of communication kept patients informed giving them a better understanding and would help change the way they interacted with the services provided. This combined with the imminent changes to the telephone systems would create an improved experience for patients phoning the surgeries.
- 5.4 The task group noted that appointments with other medical professionals were also available and face to face appointments with a GP were not always required, so long as the right level of care could be obtained. Access to other individuals, for example, practice nurses, medical pharmacists, physiotherapists or physician associates could ease the pressure on the need for GP appointments and could be obtained through

the care navigation process. The task group recognised the need for this information to be communicated to patients, and also the need for patients to be receptive to the way appointments were accessed and allocated.

- 5.5 In looking into how patients could feed back their issues and concerns to make future improvements, the task group acknowledged the existence of the Patient Participation Groups. Whilst some of the Patient Participation Groups needed further development, the task group agreed with the point from the action plan regarding councillor involvement: either through their own participation, or through connecting Patient Participation Groups with relevant participants.
- 5.6 The five point action plan presented by Dr Mannan provided further clarification on how improvements could be made to communications, working in partnership on key priorities and areas of concern, the development of the Patient Participation Groups, exploring avenues of funding and revisiting existing policies to help support NHS capacity and in promoting recreation and leisure to help alleviate non-physical issues, which would in turn would alleviate the need for medial support. Members of the task group were supportive of the proposed action plan and noted that whilst there were limitations with S106 funding, that the possibility of exploring Community Infrastructure Levy (CIL) may be beneficial.
- 5.7 During the review, the task group acknowledged the immense pressure that the GP surgeries have been under with the increased workloads owing the impact of covid, which has created a situation where surgeries have needed to continually respond and adapt on an ongoing basis. Whilst the report makes recommendations in the hope to make further improvements across Rossendale, the task group recognises that surgeries have been continually adapting and responding to a situation, which has been created mainly as a result of the covid pandemic.

6. Conclusion

The recommendations of the report will work towards enhancing the existing patient experience.

7. Recommendations

Cabinet is asked to endorse the following recommendations made by the GP Appointment Task and Finish Group and for agreed actions to be progressed with the relevant organisations:

No.	Recommendation	Who by:	When:
1.	To develop a robust communications strategy to get key messages out via the Primary Care Network and partner organisations.	Rossendale surgeries	Jul 2022

No.	Recommendation	Who by:	When:
2.	Rossendale Council to help promote key communications on social media, including information on care navigation and the appointments process.	RBC Communications	Jul 2022
3.	To develop Patient Participation Groups to connect practices with patients/communities and find out what improvements can be made.	Rossendale surgeries	Jul 2022
4.	Councillors to have involvement with Patient Participation Groups and provide feedback and connect them with relevant participants.	Rossendale councillors	Jul 2022
5.	Promote the Health and Well-being agenda, including promoting recreation, leisure and self-empowerment to help alleviate non-physical issues (such as mental and social health) and link into relevant activities and organisations such as pride groups.	Rossendale Health and Well- being Partnership/ Rossendale Connected/ RBC Communities Team	Dec 2022
6.	Explore the use of S106 funding and Community Infrastructure Levy to assist with building NHS capacity, and if viable include reference in relevant planning strategies.	Planning	Jul 2022

8. **Note from the Chair**

The Chair would like to thank all the people who have taken their time to assist the Task and Finish Group in their work. This includes those who have participated in the task group meeting, met with the Chair to keep the group informed and also those who have provided their feedback, additional evidence and responses to the various questions and queries throughout the process.

This has not been an easy subject to review during the ongoing covid pandemic particularly with the additional workloads and pressures being experienced by our healthcare and medical professionals and those who are employed to support this work. I am hopeful that the recommendations will be of assistance in easing the pressure for staff working in the GP surgeries and also in making improvements to the patient experience.

9. **Glossary of terms used**

- ELCCG** - East Lancs Clinical Commissioning Group
<https://eastlancscg.nhs.uk/>
- GP** - General Practitioner
- NHS** - National Health Service

PCN
PPG
RBC

- <https://www.nhs.uk/>
- Primary Care Networks
- Patient Participation Group
- Rossendale Borough Council
- <https://www.rossendale.gov.uk/>

ROSSENDALE BOROUGH COUNCIL FORWARD PLAN

The Forward Plan sets out the details of the key decisions which the Cabinet or Officers expect to take. The Plan is updated 28 days prior to each Cabinet meeting and is available on the website. All items will be for publication, unless otherwise stated.

Publication dates for 2022/23 Municipal Year are as follows:

- 20th June 2022
- 9th August 2022
- 8th November 2022
- 10th January 2023
- 14th February 2023

Definition of a Key Decision

1. A Key Decision means an executive decision which is likely:
 - a) to result in the Council incurring expenditure which is, or the making of savings which are, significant having regard to the budget for the service or function to which the decision relates, or
 - b) to be significant in terms of its effects on communities living or working in an area comprising of two or more Wards in the Borough.

2. For the avoidance of doubt, the Council would regard any of the following as ‘significant’:
 - Any decision by the Cabinet in the course of developing proposals to the full Council to amend the policy framework.
 - Any single item of in-budget expenditure or savings in excess of £100,000.
 - Any decision which is likely to have a permanent or long term (more than 5 years) effect on the Council and the Borough.

Cabinet Membership

- Councillor Alyson Barnes – Leader of the Council and Portfolio Holder Economic Development
- Councillor Sean Serridge – Deputy Leader and Portfolio Holder for Corporate Services
- Councillor Steve Hughes - Portfolio Holder for Communities
- Councillor Adrian Lythgoe - Portfolio Holder for Environment
- Councillor Barbara Ashworth –Portfolio Holder for Health and Leisure
- Councillor Andrew Walmsley - Portfolio Holder for Resources

Responsible Section/Team	Committee and Member Services	Page	1 of 6
Responsible Author	Committee & Member Services Officer	Version	Feb05
Date last published	24/02/2022	Next publication date	21/06/2022

Chief Executive Directorate managed by the Chief Executive – Neil Shaw

- Executive Office
- Oversees the services listed below.

Economic Development Directorate managed by the Director of Economic Development – Mandy Lewis

- Planning and Building Control
- Economic Development
- Business Development
- Tourism
- Property Services/Surveying (Estates)
- Strategic Housing
- Private Sector Housing

Communities Directorate managed by the Director of Communities – Adam Allen

- Housing, Health & Communities
- Public Protection Unit
- ICT, SAT & Customer Services
- Housing Options
- Operations
- Rossendale Leisure Trust

Legal Services managed by the Head of Legal (Monitoring Officer), Clare Birtwistle

- Legal Services
- Committee and Member Services
- Elections
- Land Charges

Head of Finance (Section 151 Officer), Karen Spencer

- Finance & Audit
- Revenues and Benefits
- Risk Management & Procurement
- Asset Register
- Rossendale Leisure Trust (Accounting and Project Appraisals)

HR managed by the Head of People & Policy, Clare Law

- People and Policy
- Corporate Support
- Communications

Responsible Section/Team	Committee and Member Services	Page	2 of 6
Responsible Author	Committee & Member Services Officer	Version	Feb05
Date last published	24/02/2022	Next publication date	21/06/2022

- Safeguarding
- Emergency Planning/Health and Safety
- Facilities Management

Anyone wishing to make representations about any of the matters listed in the Forward Plan, or obtain copies of the documents listed (subject to disclosure restrictions), may do so by contacting the relevant officer listed against each key decision.

Under the Access to Information Procedure rules set out in the Council’s Constitution, a key decision may not be taken, unless:

- It is published in the Forward Plan
- 28 clear days have lapsed since the publication of the Forward Plan; and
- if the decision is to be taken at a meeting of the Cabinet, 5 clear days’ notice of the meeting has been given

The law and the Council’s Constitution provide an exception that allows urgent key decisions to be made, even though they have not been included in the Forward Plan. This is provided for in Rule 15 (General Exception) and Rule 16 (Special Urgency) of the Access to Information Procedure Rules.

The Forward Plan also contains details of significant decisions which will be considered by the Cabinet with recommendations to Full Council.

Copies of the following documents may be inspected at the Rossendale Borough Council Offices or accessed from the Council’s website https://www.rossendale.gov.uk/info/210159/about_the_council/10526/how_decisions_are_made

- The Council’s Constitution
- The Forward Plan
- Reports on the key decisions to be taken
- The minutes or decision notice for each key decision, which will normally be published 4 working days after having been made.

Members of the public are welcome to attend meetings of the Cabinet and the dates and times of the meetings are published on the Council’s website www.rossendale.gov.uk/meetings or you may contact the Committee and Member Services Section on telephone number 01706 252422 or email democracy@rossendalebc.gov.uk for further details.

Responsible Section/Team	Committee and Member Services	Page	3 of 6
Responsible Author	Committee & Member Services Officer	Version	Feb05
Date last published	24/02/2022	Next publication date	21/06/2022

Details of the decision to be taken	Decision to be taken by	Expected Date of Decision	Relevant Portfolio Holder	Documents to be considered by the decision taker	Representations may be made to the following officer
Utilising S106 Monies to provide Affordable Housing in Rossendale	Council	16 th March 2022	Communities	Report	Ged Gallagher, Strategic Housing Manager 01706 252507 gedgallagher@rossendalebc.gov.uk
Adoption of Rossendale Playing Pitch Strategy	Overview & Scrutiny Council	7 th March 2022 16 th March 2022	Environment	Report	Anne Storah, Principal Planner (Forward Planning), 01706 252418 annestorah@rossendalebc.gov.uk
Single Use Plastic Strategy	Overview & Scrutiny Council	7 th March 2022 16 th March 2022	Environment	Report	Adam Allen, Director of Communities 01706 252428 adamallen@rossendalebc.gov.uk
Disposal of Land	Council	16 th March 2022	Resources	Report	Lucie Greenwood, Senior Property Officer 01706 252521 luciegreenwood@rossendalebc.gov.uk
Constitution Review	Council	22 nd June 2022 To be taken to each meeting unless no changes identified.	Corporate Services	Report	Carolyn Sharples, Committee and Member Services Manager 01706 252422 carolynsharples@rossendalebc.gov.uk
Pay Policy Statement – <i>yearly item</i>	Council	22 nd June 2022	Corporate Services	Report	Clare Law, HR Manager 01706 252457 clarelaw@rossendalebc.gov.uk

Responsible Section/Team	Committee and Member Services	Page	4 of 6
Responsible Author	Committee & Member Services Officer	Version	Feb05
Date last published	24/02/2022	Next publication date	21/06/2022

Details of the decision to be taken	Decision to be taken by	Expected Date of Decision	Relevant Portfolio Holder	Documents to be considered by the decision taker	Representations may be made to the following officer
Council Tax, Non-Domestic Rate & Housing Benefit Overpayment Write-offs - twice yearly item (February/March & September/October)	Cabinet	20 th July 2022	Communities	Report	Ian Walker, Service Assurance Team Leader 01706 252592 ianwalker@rossendalebc.gov.uk
Annual Air Quality Report 2021 – yearly item	Cabinet	7 th December 2022	Communities	Report	Phil Morton, Public Protection Manager 01706 252442 philmorton@rossendalebc.gov.uk
Medium Term Financial Strategy Update – yearly item	Cabinet	7 th December 2022	Resources	Report	Karen Spencer, Head of Finance 01706 252465 karens pencer@rossendalebc.gov.uk ,
Local Council Tax Support Scheme – yearly item	Council	16 th November 2022	Communities	Report	Ian Walker, Service Assurance Team Leader 01706 252592 ianwalker@rossendalebc.gov.uk
2023/24 Council Budget and Medium Term Financial Strategy – yearly item	Overview & Scrutiny Cabinet Council	1 st February 2023 8 th February 2023 28 th February 2023	Resources	Report	Karen Spencer, Head of Finance 01706 252465 karens pencer@rossendalebc.gov.uk
Capital Programme 2023/24 - 2026/27 and Capital Strategy 2023/24– yearly item	Overview & Scrutiny Cabinet Council	1 st February 2023 8 th February 2023 28 th February 2023	Resources	Report	Karen Spencer, Head of Finance 01706 252465 karens pencer@rossendalebc.gov.uk ,

Responsible Section/Team	Committee and Member Services	Page	5 of 6
Responsible Author	Committee & Member Services Officer	Version	Feb05
Date last published	24/02/2022	Next publication date	21/06/2022

Details of the decision to be taken	Decision to be taken by	Expected Date of Decision	Relevant Portfolio Holder	Documents to be considered by the decision taker	Representations may be made to the following officer
Treasury Management Strategy & Treasury Management Practises – <i>yearly item</i>	Cabinet Council	8 th February 2023 28 th February 2023	Resources	Report	Karen Spencer, Head of Finance 01706 252465 karens pencer@rossendalebc.gov.uk ,

Responsible Section/Team	Committee and Member Services	Page	6 of 6
Responsible Author	Committee & Member Services Officer	Version	Feb05
Date last published	24/02/2022	Next publication date	21/06/2022