








Half Year Report- September

Report Author: Leanne Admin_Dixon







Report Type: PI Report

Generated on: 05 November 2007

PI Status		Direction of travel compared with Quarter 2 2006/7	
	This PI is significantly below target.		The value of this PI has improved
	This PI is slightly below target.		The value of this PI has worsened.
	This PI is on target.		The value of this PI has remained the same
	This PI is a data-only PI.		

Traffic Light Icon	Gauge Format Type	Trend	PI Code	Short Name	Q2 2006/07	1st Half (Q2)2007/08		Annual 2007	Expected Outcome
					Value	Value	Target		

Priority: **1)Delivering Quality Services to Customers**
 BV Category: **Housing Benefit and Council Tax Benefit**

Traffic Light Icon	Gauge Format Type	Trend	PI Code	Short Name	Q2 2006/07	1st Half (Q2)2007/08		Annual 2007	Expected Outcome	
					Value	Value	Target			
	Aim To Minimise		BV78a	Speed of processing - new HB/CTB claims	37.8	26.7	31.7	04/10/2007 Performance in this area continues to exceed target. It is envisaged that this trend will continue throughout the year.	29.0	Exceeding Target
	Aim To Minimise		BV78b	Speed of processing - changes of circumstances for HB/CTB claims	17.8	15.1	17.8	04/10/2007 Performance is exceeding target in this area due to revised working practices introduced during the current financial year. It is envisaged that this trend will continue.	16.0	On Target
	Aim To Maximise		BV79a	Accuracy of processing - HB/CTB claims	96.80%	98.40%	99.50%	31/10/2007 Accuracy continues to be monitored closely but is still affected by historical assessments which have entered the system prior to the contract being let to Capita. Additional checks by both Capita and the client are undertaken to try and identify historical incorrect assessments	99.50%	Marginally Below Target




Traffic Light Icon	Gauge Format Type	Trend	PI Code	Short Name	Q2 2006/07	1st Half (Q2)2007/08		Annual 2007	Expected Outcome
					Value	Value	Target		

Priority: 1)Delivering Quality Services to Customers
BV Category: Planning

Traffic Light Icon	Gauge Format Type	Trend	PI Code	Short Name	Q2 2006/07	1st Half (Q2)2007/08		Annual 2007	Expected Outcome	
					Value	Value	Target			Note
	Aim To Maximise		BV109b	Minor applications determined in 8 weeks	74.61%	88.03%	78.00%	The team is doing well; we monitor performance as part of today's job	78.00%	On Target
	Aim To Maximise		BV109c	Planning Applications: 'Other' applications	90.09%	95.55%	80.00%	Some old historic applications have been determined, hence the figure	80.00%	On Target
	Aim To Minimise		BV204	Planning appeals allowed	Not Collected	33.3%	30.0%	All possible action has been taken to be successful at appeals	30.0%	Marginally Below
	Aim To Maximise		BV205	Quality of Planning Service checklist	Not Collected	88.9%	100.0%	19/10/2007 Same level of Service is being provided as per 06/07.	100.0%	Below Target





Priority: 2)Delivering Regeneration across the Borough
BV Category: Housing

Traffic Light Icon	Gauge Format Type	Trend	PI Code	Short Name	Q2 2006/07	1st Half (Q2)2007/08		Annual 2007	Expected Outcome	
					Value	Value	Target			Note
	Aim To Minimise		BV183b	Length of stay in temporary accommodation -Hostel (weeks)	0.00	3.57	1.50	09/10/2007 This target has been exceeded for the year in the first quarter and this has been down to 1 family having to be re-housed in Hostel Accommodation whilst an appeal was being carried out by Green Vale Homes and subsequently the Council for the	3.00	Marginally Below Target

Traffic Light Icon	Gauge Format Type	Trend	PI Code	Short Name	Q2 2006/07 Value	1st Half (Q2)2007/08 Value Target		Annual Note 2007	Expected Outcome	
	Aim To Minimise		BV202	Number of people sleeping rough	Not Collected	0	0	second review. This added to the length of stay and has resulted in. This annual target of 3 is still achievable if families or lone parents are placed in Hostel accommodation in the remaining 3 Quarters however the length of stay for each family will have to be less than a week because of the way the indicator is calculated. This figure was made up of 1 household staying in Hostel accommodation in Q1 for 25 nights which equates to 3.57 weeks. 09/10/2007 A Rough sleeper's count that took place in October 2006 produced a figure of zero people sleeping rough and this was also backed up by asking local agencies for intelligence before the count took place. The Count was also carried out to the guidance of the DCLG. The target for 2007/08 of no more than 3 people sleeping rough is envisaged to be achieved and the outturn should be the same as 2006/07 of zero SJ 9 10 07	0	On Target
	Aim To Maximise		BV64	(LAAH20) No of private sector vacant dwellings that are returned into occupation or demolished	16.00	22.00	20.00	10/10/2007 At the end of quarter 2 we are ahead of target for year end outturn of 40 properties returned to occupation. 7 properties were identified as being returned to occupation in September some of which were long standing cases, which represent a substantial increase on the figure for August .A	40.00	Exceeding Target



Traffic Light Icon	Gauge Format Type	Trend	PI Code	Short Name	Q2 2006/07 Value	1st Half (Q2)2007/08 Value Target		Note	Annual 2007	Expected Outcome
								high number of properties, are presently subject to review under the Council's Empty Homes Policy. In addition work being done in other departments which impact on empty homes (e.g. NEAT Team, Council Tax changes) should result in positive returns in subsequent months.		

Priority: **2)Delivering Regeneration across the Borough**
 BV Category: **Planning**



Traffic Light Icon	Gauge Format Type	Trend	PI Code	Short Name	Q2 2006/07 Value	1st Half(Q2)2007/08 Value Target		Note	Annual 2007	Expected Outcome
	Aim To Maximise		BV106	New homes built on previously developed land	Not Collected	47.96%	50.00%	24/10/2007 Completions are still affect by Planning Permissions commenced some years ago before the focus on Brownfield land developments were required. It is however, expected that the trend will improve as the newer Planning Permissions are commenced.	50.00%	Marginally Below Target
	Aim To Maximise		BV109a	Major applications determined in 13 weeks	57.14%	63.63%	60.00%	The team have done well. Performance on all new majors is 100%; it's the old historic application data which is bringing the outturn low. We have project planned how we will deal with this.	60.00%	On Target
	Contextual		BV200a	Plan-making: Local Development Scheme submitted?	Not Collected	Yes	Yes	31/10/2007 Ongoing due to discussions with Government Office North West. Revised LDS October 2007 submitted.	Yes	








Traffic Light Icon	Gauge Format Type	Trend	PI Code	Short Name	Q2 2006/07 Value	1st Half (Q2)2007/08		Note	Annual 2007	Expected Outcome
	Contextual		BV200b	Plan-making: Milestones Met?	Not Collected	Yes	Yes	02/10/2007 Revised LDS to be agreed with PINS	Yes	

Priority: 2) Delivering Regeneration across the Borough
 Cannot group these by: **BV Category**

Traffic Light Icon	Gauge Format Type	Trend	PI Code	Short Name	Q2 2006/07 Value	1st Half (Q2)2007/08		Note	Annual 2007	Expected Outcome
	Aim To Maximise		BV213	(LAAH16) Housing Advice Service: preventing homelessness	0.6	1.7	0.5	09/10/2007 48 cases were reported as being 'prevented from being homeless' during the half year period. With current performance it is likely that the annual target will be exceeded.	1.0	Exceeding Target







Priority: 3) C&G Keeping our Borough clean and green
 BV Category: **Environment & Environmental Health**






Traffic Light Icon	Gauge Format Type	Trend	PI Code	Short Name	Q2 2006/07 Value	1st Half (Q2)2007/08		Note	Annual 2007	Expected Outcome
	Contextual		BV216a	Identifying Contaminated Land	Not Collected	No figure available until end of year	440	10/10/2007 H12007/8 - data is currently being reviewed by contractors to obtain corrected scores to ensure figure is correct. The outcome of the review will be correct whatever it is as this indicator is merely an indication and targets are irrelevant.	440	
	Aim To Maximise		BV216b	Information on contaminated land	Not Collected	No figure available	1%	09/10/2007 The figure is a result of a calculation	1%	On Target













Traffic Light Icon	Gauge Format Type	Trend	PI Code	Short Name	Q2 2006/07	1st Half (Q2)2007/08		Annual Note	2007	Expected Outcome
					Value	Value	Target			
	Aim To Maximise		BV217	Pollution Control Improvements Completed On-time	Not Collected	until end of year				
	Aim To Maximise		BV218a	Abandoned vehicles - % investigated within 24 hrs	100.00%	No figure available until end of year	90%	10/10/2007 H1 2007/8 - It is likely that the expected pollution control conditions required this year will be completed.	90%	On Target
	Aim To Maximise		BV218b	Abandoned Vehicles - % removed within 24 hours of required time	100.00%	100.00%	98.00%	05/10/2007 Number of Abandoned vehicle reports has declined since the fast track system was introduced. New Government legislation introduced last year has also contributed to the fall in numbers of abandoned vehicles. All requests for service investigated within 24 hours	98.00%	Exceeding Target
	Aim To Maximise		BV218b	Abandoned Vehicles - % removed within 24 hours of required time	100.00%	100.00%	98.00%	05/10/2007 Number of Abandoned vehicle reports has declined since the fast track system was introduced. new Government legislation introduced last year has also contributed to the fall in numbers of abandoned vehicles. All vehicles removed within 24 hours of being legally entitled	98.00%	Exceeding Target

Traffic Light Icon	Gauge Format Type	Trend	PI Code	Short Name	Q2 2006/07 Value	1st Half (Q2)2007/08		Annual 2007 Note	Expected Outcome
					Value	Value	Target		

Priority: 3) Keeping our Borough clean and green
BV Category: Waste Management & Cleanliness







Traffic Light Icon	Gauge Format Type	Trend	PI Code	Short Name	Q2 2006/07 Value	1st Half (Q2)2007/08		Annual 2007 Note	Expected Outcome	
					Value	Value	Target			
	Aim To Minimise		BV199a	(LAA S21) Local street and environmental cleanliness - Litter and Detritus	19.0% (July)	11.0% (July)	12.0%	The Figure is much improved on last years figure for same period and is 6% above target, this is largely due to analysis of data and targeting of resources into failure areas to improve the service and reduce littered areas and so improves the local environmental quality. Detritus in this period was 10% and litter 12% giving an overall figure of 11%. Failure areas continue to be monitored on a regular basis in an effort to target resources more effectively	12.0%	On Target
	Aim To Minimise		BV199b	(LAA S22a) Local Street and Environmental Cleanliness - Graffiti	1% (July)	1% (July)	1%	Graffiti is a very minor problem and was minimal on the transects observed. Graffiti policy ensures racist, offensive and obscene graffiti is removed or obliterated within 48 hours (working week) Crime reduction partnership also plays a part in helping reduce incidents of graffiti.	1%	On Target
	Aim To Minimise		BV199c	(LAA S22b) Local Street and Environmental Cleanliness - Fly-posting levels	2% (July)	0% (July)	1%	The introduction of the manual litter pickers / revised sweeping routes has seen an improvement in the cleanliness of our streets. The	1%	On Target

Traffic Light Icon	Gauge Format Type	Trend	PI Code	Short Name	Q2 2006/07 Value	1st Half (Q2)2007/08 Value Target		Annual Note 2007	Expected Outcome
	Aim To Minimise		BV199d	(LAA S22c) Local Street and Environmental Cleanliness - Fly-tipping		No figure available until end of year	3	05/10/2007 Data entered onto Fly capture on DEFRA website first indications are on target although the number of incidents remains similar to previous period there have been more enforcement actions.	3 On Target
	Aim To Maximise		BV82ai	(LCP3.2.2) % of Household Waste Recycled	19.84%	23.34%	24.50%	15/10/2007 The increase from last year will be due to the introduction of more recyclable containers and the grey bin trial that has been piloted within areas of Rossendale. The increase will also be to the implementation to the non side waste policy.	24.50% On Target
	Aim To Maximise		BV82aii	Tonnes of Household Waste Recycled	2445.48	2937.40	2950.12	09/10/2007 We have increased our recycling figures. The increase from last year will be down to implementation to the non side waste policy from stickers issued directly onto bins and a mail shot sent to all residents in Rossendale. The reason why the figure has increased has been due to previous side waste is now being placed into the recyclable stream.	5900.25 On Target

Traffic Light Icon	Gauge Format Type	Trend	PI Code	Short Name	Q2 2006/07	1st Half (Q2)2007/08		Annual Note	2007	Expected Outcome
					Value	Value	Target			
	Aim To Maximise		BV82bi	(LCP3.2.2) % of Household Waste Composted	8.01%	10.72%	6.20%	15/10/2007	6.20%	On Target
	Aim To Maximise		BV82bii	Tonnes of household waste composted	988.00	1357.86	770.18	09/10/2007	1540.37	Exceeding Target
	Aim To Minimise		BV84a	Household waste collected per head (kgs)	187.10	193.9	189.0	09/10/2007	378.0	Marginally Below Target
	Aim To Minimise		BV84b	Household Waste Collection (% change in kilograms per head)	-.12%	-.41%	.00%	15/10/2007	.00%	On Target
	Aim To Maximise		BV91a	Kerbside Collection of Recyclables (one recyclable)	95.0%	95.5%	95.0%	09/10/2007	95.0%	On Target
	Aim To Maximise		BV91b	Kerbside collection of recyclables (two recyclables)	95.0%	95.5%	95.0%	09/10/2007	95.0%	On Target


Traffic Light Icon	Gauge Format Type	Trend	PI Code	Short Name	Q2 2006/07 Value	1st Half (Q2)2007/08		Note	Annual 2007	Expected Outcome
						Value	Target			
								properties eligible for recycling towards the end of the year.		

Priority: 4)Promoting Rossendale as a cracking place to live and visit
BV Category: Cultural & Related Services





Traffic Light Icon	Gauge Format Type	Trend	PI Code	Short Name	Q2 2006/07 Value	1st Half (Q2)2007/08		Note	Annual 2007	Expected Outcome
					Value	Value	Target			
	Aim To Maximise		BV170a	Visits to and Use of museums & galleries - All Visits (per 1000 population)	101	101	87	09/10/2007 From the figures as though we should be on target. However there are some long gaps between exhibitions, commencing in November, and the exhibitions are of a longer duration, so this may affect figures. We could be marginally below target	175	On Target
	Aim To Maximise		BV170b	Visits to and use of Museums & galleries - Visits in Person (per 1000 population)	101	101	86	09/10/2007 From the figures it looks as though we should be on target. However, I know that there are some long gaps between exhibitions, commencing in November, this may affect the figures so we could be marginally below target	174	On Target
	Aim To Maximise		BV170c	Visits to and Use of Museums - School Groups (per 1000 population)	30	352	372	31/10/2007 Visits to and use of the museum target is achievable - there has been high's and low points throughout the year so far, however the school visits remain on target.	743	On Target












Traffic Light Icon	Gauge Format Type	Trend	PI Code	Short Name	Q2 2006/07	1st Half (Q2)2007/08		Annual 2007	Expected Outcome
					Value	Value	Target		



Priority: **4)Promoting Rossendale as a cracking place to live and visit**
 BV Category: **Planning**

Traffic Light Icon	Gauge Format Type	Trend	PI Code	Short Name	Q2 2006/07	1st Half (Q2)2007/08		Annual 2007	Expected Outcome	
					Value	Value	Target			Note
	Aim To Maximise		BV219b	Preserving the Special Character of Conservation Areas: Character Appraisals	Not Collected	25.00%	25.00%	25/09/2007 Chatterton/Strongstry (Stubbins) Conservation Area Appraisal ongoing. Project Report being prepared. 25% (2 Conservation Area Appraisals) to be complete by end of March 2008. Position Report due for end of October 2007	25.00%	On Target

Priority: **5)Improving health and well being across the Borough**
 BV Category: **Community Safety & Well Being**





Traffic Light Icon	Gauge Format Type	Trend	PI Code	Short Name	Q2 2006/07	1st Half (Q2)2007/08		Annual 2007	Expected Outcome	
					Value	Value	Target			Note
	Aim To Minimise		BV126	Domestic burglaries per 1,000 households	4.98	3.801	5.100	09/10/2007 An excellent result for the half year which has been achieved through great partnership working, especially around targeting of prolific offenders	10.230	Exceeding Target
	Aim To Minimise		BV127a	Violent Crime per 1,000 Population	7.9	8.7	9.0	09/10/2007 We are on course to reach target even with the September increase. As this was due to one offender who has been dealt with, the figures should even out over the next 6 months.	18.0	On Target


Traffic Light Icon	Gauge Format Type	Trend	PI Code	Short Name	Q2 2006/07 Value	1st Half (Q2)2007/08 Value Target		Annual 2007 Note	Expected Outcome
	Aim To Minimise		BV127b	Robberies per 1,000 Population	.230	.150	.258	09/10/2007 Robberies are at a 17% reduction on the half year compared to last year and we are on course to reach/exceed target	.520 Exceeding Target
	Aim To Minimise		BV128	Vehicle crimes per 1,000 population	5.250	4.680	6.942	09/10/2007 There is an 11% reduction in vehicle crime in the first six months compared to 06/07 with 37 less crimes reported. Still well within target	13.880 Exceeding Target
	Contextual		BV174	Racial Incidents Recorded per 1,000 population	.00	.00	2.50	15/10/2007 There have been no reported incidents during the first 6 months of the year	5.00
	Aim To Maximise		BV175	Racial incidents resulting in further action	100.0%	100.0%	90.0%	15/10/2007 Likely to exceed target as no reports have been received therefore the % rate for dealing is at 100	90.0% Exceeding Target
	Aim To Maximise		BV225	(LAAS8) Actions Against Domestic Violence	36.0%	45.0%	45.0%	15/10/2007 Ongoing work within the Domestic Violence theme group is likely to see an improvement in this target by year end against the forecast	45.0% On Target
	Contextual		BV226a	Advice & Guidance Services - total (£)	Not Collected	£136349	£120709	10/10/2007 The Borough Council has awarded £136,349 to voluntary and community organisation that provide advice and guidance. Capita also provide the revenue and benefits service on behalf of the Council. As part of the partnership arrangement Capita provide advice on benefits through the Call Centre and	£241418

Traffic Light Icon	Gauge Format Type	Trend	PI Code	Short Name	Q2 2006/07 Value	1st Half (Q2)2007/08 Value Target		Annual Note 2007	Expected Outcome	
	Aim To Maximise		BV226b	Advice & Guidance Services - CLS Quality Mark	Not Collected	51.00%	30.00%	10/10/2007 One Stop Shop. The total amount Capita have spent to date is yet to be determined. Of the total £136,349 awarded to voluntary and community organisations that give advice and guidance, the Citizen Advice Bureau (CAB) received £69,430 equating to over half the total spend. The CAB have a quality mark and therefore we can conclude that so far 51% of the money spent on advice and guidance is given to organisations holding a quality mark. However Capita who also spend a substantial amount on advice and guidance is not included in the overall total awarded. To ensure that we reach our target we will be working closely with Capita to ensure they achieve a CLS quality mark.	30.00%	On Target
	Contextual		BV226c	Advice & Guidance Services: direct provision (£)	Not Collected	£6000	£11500	10/10/2007 Approximately 40% of one staff member's time which equates to £12,000 per year will be spent on developing policies which developers use for preparing planning applications and also advice by letter, email and telephone to developers and residents on enquiries for and against residential development. Therefore we can conclude that to date £6,000 has been spent in this area.	£23000	


Traffic Light Icon	Gauge Format Type	Trend	PI Code	Short Name	Q2 2006/07 Value	1st Half (Q2)2007/08		Annual 2007 Note	Expected Outcome
					Value	Value	Target		

Priority: **5) Improving health and well being across the Borough**
 BV Category: **Corporate Health**





Traffic Light Icon	Gauge Format Type	Trend	PI Code	Short Name	Q2 2006/07 Value	1st Half (Q2)2007/08		Annual 2007 Note	Expected Outcome	
					Value	Value	Target			
	Aim To Maximise		BV156	Buildings Accessible to People with a Disability	93.00%	93.00%	98.00%	11/10/2007 Free standing public w/c should not be included on this BVPI , but we only have three remaining open that fall into this category and the Public Conveniences Task Force and finish group will be deciding shortly if to close these or not . I have been asked to arrange an Access audits for Whitworth pool and this pool has never been placed in the equation because it's a leased building, but the lease has not been finalised. Until both of these factors have been settled the % can not be changed.	98.00%	On Target
	Contextual		BV16b	Percentage of Economically Active People who have a Disability	Not Collected	17.90%	17.90%	19/10/2007 This information is extracted from the National Statistics Census 2001 CD supplement to the National report for England and Wales and key statistics for local authorities in England and Wales dated February 2004.	17.90%	
	Aim To Maximise		BV2a	(LCP1.2.1) Equality Standard for Local Government	Not Collected	2	3	26/10/2007 Range of activities under way. Concern in relation to lack of consistency and application across all	3	On Target





Traffic Light Icon	Gauge Format Type	Trend	PI Code	Short Name	Q2 2006/07	1st Half (Q2)2007/08		Annual 2007	Expected Outcome	
					Value	Value	Target			Note
	Aim To Maximise		BV2b	Duty to Promote Race Equality	Not Collected	58%	58%	26/10/2007 There is a need for benchmark information for 2007 to be able to show any improvement in this BVPI.	68%	Below Target

Priority: **5) Improving health and well being across the Borough**
 BV Category: **Environment & Environmental Health**

Traffic Light Icon	Gauge Format Type	Trend	PI Code	Short Name	Q2 2006/07	1st Half (Q2)2007/08		Annual 2007	Expected Outcome	
					Value	Value	Target			Note
	Aim To Maximise		BV166a	Environmental Health Checklist	Not Collected		95.0%	09/10/2007 Action is being undertaken to ensure full compliance with requirements during the course of the year	95.0%	Exceeding Target


Priority: **6) Maintaining a workforce with the skills to deliver priorities**
 BV Category: **Corporate Health**




Traffic Light Icon	Gauge Format Type	Trend	PI Code	Short Name	Q2 2006/07	1st Half (Q2)2007/08		Annual 2007	Expected Outcome	
					Value	Value	Target			Note
	Aim To Maximise		BV11a	Top 5% of Earners: Women	Not Collected	59.45%	50.00%	26/10/2007 On target.	50.00%	Exceeding Target
	Aim To Maximise		BV11b	Top 5% of Earners: Ethnic Minorities	Not Collected	.00%	.75%	26/10/2007 It is not envisaged that there will be any change to this BVPI.	.75%	Marginally Below Target
	Aim To Minimise		BV12	(LCP6.3.2) Working Days Lost Due to Sickness Absence	5.02	4.53	4.00		8.00	On Target

Traffic Light Icon	Gauge Format Type	Trend	PI Code	Short Name	Q2 2006/07	1st Half (Q2)2007/08		Annual 2007	Expected Outcome	
					Value	Value	Target			Note
	Aim To Minimise		BV14	(days) Percentage of Early Retirements	Not Collected	.53%	2.00%	26/10/2007 On target.	2.00%	Exceeding Target
	Aim To Minimise		BV15	Percentage of Ill-health Retirements	Not Collected	.00%	.33%	26/10/2007 On target.	.33%	Exceeding Target
	Aim To Maximise		BV16a	Percentage of Employees with a Disability	Not Collected	5.55%	4.37%	26/10/2007 On target.	4.37%	Exceeding Target
	Aim To Maximise		BV17a	Ethnic Minority representation in the workforce - employees	Not Collected	2.3%	2.0%	19/10/2007 Monitoring of new and current employees continues with information received updated on payroll.	2.0%	Exceeding Target



Priority: 7) Strong financial management & delivery of VFM services











BV Category: **Corporate Health**

Traffic Light Icon	Gauge Format Type	Trend	PI Code	Short Name	Q2 2006/07	1st Half (Q2)2007/08		Annual 2007	Expected Outcome	
					Value	Value	Target			Note
	Aim To Maximise	The way this indicator is collected has changed, therefore not comparable with previous year	BV10	Percentage of Non-domestic Rates Collected	106.49%	62.20%	63.89%	31/10/2007 The collection rate for Business Rates has been affected by the introduction to the rating list of show houses and sales offices during in July and August. These amendments have resulted in the late billing and collection of some accounts. This position will be rectified over the next few months once the recovery procedure has commenced. The recovery team will undertake an exercise of telephone recovery to businesses during September to	98.80%	On Target

Traffic Light Icon	Gauge Format Type	Trend	PI Code	Short Name	Q2 2006/07	1st Half (Q2)2007/08		Annual 2007	Expected Outcome	
					Value	Value	Target			Note
	Aim To Maximise		BV8	% of invoices paid on time	74.51%	95.87%	95.00%	01/10/2007 On raw data the H1 cumulative figure is 95.87%. This is on target for the year.	95.00%	On Target
	Aim To Maximise	The way this indicator is collected has changed, therefore not comparable with previous year	BV9	% of Council Tax collected	94.12%	57.17%	56.47%	05/10/2007 The collection of Council Tax continues to exceed target due to robust recovery policies and confirms that the service is in a strong position to meet its collection target for 2007-2008.	97.00%	On Target

Priority: **7)Strong financial management & delivery of VFM services**
 BV Category: **Housing Benefit and Council Tax Benefit**

Traffic Light Icon	Gauge Format Type	Trend	PI Code	Short Name	Q2 2006/07	1st Half (Q2)2007/08		Annual 2007	Expected Outcome	
					Value	Value	Target			Note
	Contextual		BV76b	Housing Benefits Security number of fraud investigators per 1000 caseload	.27	.27	.33	05/10/2007 Performance in this area is slightly below target due to recruitment issues. It is envisaged that this target will improve over the following months.	.33	

Traffic Light Icon	Gauge Format Type	Trend	PI Code	Short Name	Q2 2006/07	1st Half (Q2)2007/08		Annual Note 2007	Expected Outcome	
					Value	Value	Target			
	Contextual		BV76c	Housing Benefits Security number of fraud investigations per 1000 caseload	18.56	18.87	15.00	31/10/2007 Work in this area is exceeding target and this trend is expected to continue.	30.00	
	Contextual		BV76d	Housing Benefits Security number of prosecutions & sanctions per 1000 households	3.83	3.55	3.50	31/10/2007 Work in this area continues to exceed target. This reflects the work undertaken by the Fraud Team to secure the payments made by the benefits system.	7.00	
	Aim To Maximise		BV79bi	Percentage of Recoverable Overpayments Recovered (HB) that are recovered during period	86.79%	86.90%	75.00%	05/10/2007 The overpayments created in this period total £144,758.34, of which £125,794.29 has been recovered. This equates to 86.90% and is very encouraging, which is a sound basis for the future.	75.00%	On Target
	Aim To Maximise		BV79bii	HB overpayments recovered as % of the total amount of HB overpayment debt outstanding	19.01%	28.64%	28.50%	05/10/2007 The overpayments outstanding at 31/03/07 plus the overpayments created up to 30/09/07 is £439,278.23. The total recovered between 01/04/07 and 30/09/07 is £125,794.29, which equates to 28.64%. This is very encouraging, with the focus on the prevention of overpayments and the dedicated resources in collecting the outstanding debt, has resulted in the latest out turn, which is a sound basis for the future.	57.00%	On Target
	Aim To Minimise		BV79biii	% of Overpayments written off	11.74%	2.41%	4.00%	05/10/2007 A total of £7,108.61 has been Written	8.00%	On Target






Traffic Light Icon	Gauge Format Type	Trend	PI Code	Short Name	Q2 2006/07 Value	1st Half (Q2)2007/08		Annual 2007 Note	Expected Outcome
								Off up to 30/09/07, which is 2.41% of the outstanding debt of £294,519.89 as at 31/03/07. The percentage of debt written off is being kept to a minimum; however, an increase in this target is anticipated in quarter 4, when the debts over £2,000.00, where all recovery processes have been exhausted, are passed to members for authorisation. It is anticipated that the expected total written off will still be within the write off target.	




Priority: **7)Strong financial management & delivery of VFM services**
 BV Category: **Waste Management & Cleanliness**



Traffic Light Icon	Gauge Format Type	Trend	PI Code	Short Name	Q2 2006/07 Value	1st Half (Q2)2007/08		Annual 2007 Note	Expected Outcome
	Aim To Minimise		BV86	Cost of household waste collection (£)	Not Collected	£40.97	£50.00	09/10/2007 The forecast for the end of 2007/8 is £40.97 which represents an increase of 5.5% over the 2006-7 outturns. The reason for the increase over and above inflation is due to the additional costs associated with the implementation of the side waste policy.	£50.00 Exceeding Target

Traffic Light Icon	Gauge Format Type	Trend	PI Code	Short Name	Q2 2006/07	1st Half (Q2)2007/08		Annual 2007	Expected Outcome
					Value	Value	Target		

Priority: **Local Area Agreement Measures**



Traffic Light Icon	Gauge Format Type	Trend	PI Code	Short Name	Q2 2006/07	1st Half (Q2)2007/08		Annual 2007	Expected Outcome	
					Value	Value	Target			
	Aim To Maximise		BV64	(LAAH20) No of private sector vacant dwellings that are returned into occupation or demolished	16.00	22.00	20.00	10/10/2007 At the end of quarter 2 we are ahead of target for year end outturn of 40 properties returned to occupation. 7 properties were identified as being returned to occupation in September some of which were long standing cases, which represent a substantial increase on the figure for August .A high number of properties, are presently subject to review under the Council's Empty Homes Policy. In addition work being done in other departments which impact on empty homes (e.g. NEAT Team, Council Tax changes) should result in positive returns in subsequent months.	40.00	Exceeding Target
	Aim To Maximise		BV213	(LAAH16) Housing Advice Service: preventing homelessness	0.6	1.7	0.5	09/10/2007 48 cases were reported as being 'prevented from being homeless' during the half year period. With current performance it is likely that the annual target will be exceeded.	1.0	Exceeding Target
	Aim To Minimise		LAAH13	(BV184a) % Social Housing that does not meet decent homes standard	Not Collected	Outturn not available		10/10/2007 We have not been able to gain information on the half yearly progress towards meeting this target at this time. However, we will attempt		

Traffic Light Icon	Gauge Format Type	Trend	PI Code	Short Name	Q2 2006/07 Value	1st Half (Q2)2007/08 Value	Target	Annual Note2007	Expected Outcome
	Aim To Maximise		LAAH14	% Private housing that meets decent home standard	Not Collected	Outturn not available		to ensure the information is available for future updates. 09/10/2007 The outturn for this Indicator has still not been reported on as it relies on Stock Condition Data. The last Stock Condition data for Rossendale was completed in September 2004, and so this particular Indicator is currently being negotiated with GONW. The next Stock condition Survey is due to be completed in 2009 but the East Lancashire Pathfinder is considering whether this could be brought forward.	
	Aim To Maximise		LAAH15	% Vulnerable households in the private sector that are in decent condition	Not Collected	Outturn not available		09/10/2007 The outturn for this Indicator has still not been reported on as it relies on Stock Condition Data. The last Stock Condition data for Rossendale was completed in September 2004, and so this particular Indicator is currently being negotiated with GONW. The next Stock condition Survey is due to be completed in 2009 but the East Lancashire Pathfinder is considering whether this could be brought forward	
	Aim To Maximise		LAAH17	Average SAP rating of all housing stock	Not Collected	Outturn not available		09/10/2007 The outturn for 2006/07 has still not been reported on because this indicator relies on Stock Condition Survey Data and the last one carried out in Rossendale was September 2004. The targets for this indicator are	54



Traffic Light Icon	Gauge Format Type	Trend	PI Code	Short Name	Q2 2006/07 Value	1st Half (Q2)2007/08 Value	Target	Note	Annual 2007	Expected Outcome
								as follows 2006/07 was 53, 2007/08 is 54 and 2008/09 is 55. The baseline from September 2004 is 52. For further information on how the Council are striving to hit these targets set, please see the attached Action Plan for this Indicator.		
	Aim To Maximise		LAAH18	Take-up energy efficiency grants	Not Collected	3992	2391.81	09/10/2007 The target for 2007/08 is 2391.81 and based on this years outturn we are confident that this will be achieved. For additional Information on how we are achieving these targets please refer to the attached LAA H18 Action Plan for Rossendale	2,391.81	On Target
	Aim To Maximise		LAAH19	Number of Homes being adapted for life changes	Not Collected	40	45	09/10/2007 The 2007/8 target of 90 was based on the average cost of a DFG grant in 2007/8. Each year we are given a specific level of grant funding for DFG's and the number of grants we can actually award depends upon the budget allocated by the Government and the individual costs of the grant which can range from £5,000 to a maximum of £25,000. For 2007/8 we've had more grant applications for the higher amounts than anticipated and so the budget will only allow for 74 grants to be awarded. 40 DFGs have been completed to date with a further 34 in progress - a total of 74 which is likely to be the final out-turn figure for 2007/08	90	Marginally Below Target






Traffic Light Icon	Gauge Format Type	Trend	PI Code	Short Name	Q2 2006/07	1st Half (Q2)2007/08		Annual 2007	Expected Outcome
					Value	Value	Target		

Priority: **Local Area Agreement Indicators**
 BV Category: **Community Safety & Well Being**

Traffic Light Icon	Gauge Format Type	Trend	PI Code	Short Name	Q2 2006/07	1st Half (Q2)2007/08		Annual 2007	Expected Outcome	
					Value	Value	Target			Note
	Aim To Maximise		BV225	(LAAS8) Actions Against Domestic Violence	36.0%	45.0%	45.0%	15/10/2007 Ongoing work within the Domestic Violence theme group is likely to see an improvement in this target by year end against the forecast	45.0%	On Target

Priority: **Local Area Agreement Indicators**
 BV Category: **Waste Management & Cleanliness**

Traffic Light Icon	Gauge Format Type	Trend	PI Code	Short Name	Q2 2006/07	1st Half (Q2)2007/08		Annual 2007	Expected Outcome	
					Value	Value	Target			Note
	Aim To Minimise		BV199a	(LAA S21) Local street and environmental cleanliness - Litter and Detritus	19.0% (July)	11.0% (July)	12.0%	The Figure is much improved on last years figure for same period and is 6% above target, this is largely due to analysis of data and targeting of resources into failure areas to improve the service and reduce littered areas and so improves the local environmental quality. Detritus in this period was 10% and litter 12% giving an overall figure of 11%. Failure areas continue to be monitored on a regular basis in an effort to target resources more effectively	12.0%	On Target

Traffic Light Icon	Gauge Format Type	Trend	PI Code	Short Name	Q2 2006/07	1st Half (Q2)2007/08		Annual Note	Annual 2007	Expected Outcome
					Value	Value	Target			
	Aim To Minimise		BV199b	(LAA S22a) Local Street and Environmental Cleanliness - Graffiti	1% (July)	1% (July)	1% (July)	Graffiti is a very minor problem and was minimal on the transects observed. Graffiti policy ensures racist, offensive and obscene graffiti is removed or obliterated within 48 hours (working week) Crime reduction partnership also plays a part in helping reduce incidents of graffiti.	1%	On Target
	Aim To Minimise		BV199c	(LAA S22b) Local Street and Environmental Cleanliness - Fly-posting levels	2% (July)	0% (July)	1%	The introduction of the manual litter pickers / revised sweeping routes has seen an improvement in the cleanliness of our streets. The existence of the NEAT teams has enabled the reporting and removal of litter, fly tipping, graffiti and fly posting, a much simpler process for residents of Rossendale. The combination of the above has seen an improvement to this indicator.	1%	On Target
	Aim To Minimise		BV199d	(LAA S22c) Local Street and Environmental Cleanliness - Fly-tipping	Not Collected	Outturn not available	3	05/10/2007 Data entered onto Fly capture on DEFRA website first indications are on target although the number of incidents remains similar to previous period there have been more enforcement actions.	3	On Target