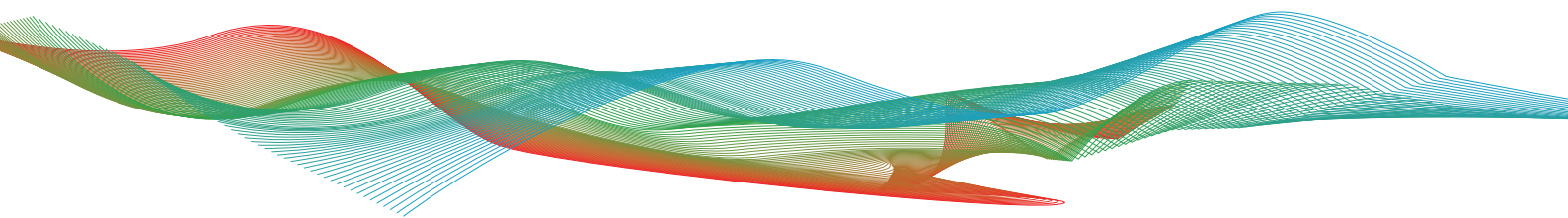


# Appendix D

## Lancashire County Council LAA Approach (Ambition Lancashire) Blackburn with Darwen LAA Approach

Pennine Lancashire



# Lancashire Local Area Agreement

The revised Ambition Lancashire and its principles and priorities formed the basis for the development of the 'new' LAA as all partners had been involved in the process. The development of the LAA has been as inclusive as possible within the short and imposed timescale given. The process has involved extensive and ongoing consultation with partners and partnerships aimed at confirming priorities; selecting designated indicators from the national indicator set; identifying and agreeing local indicators and setting county and district level targets.

In addition, the rigorous target setting process a number of consultations on cross-cutting issues were undertaken to ensure the LAA does not disadvantage any particular community in Lancashire, For example an Equality and Diversity Impact Assessment was undertaken of the priorities and proposed indicators. The findings from this assessment have been used and will continue to be used to refine not only the LAA but also the delivery plans that support the agreement.

## i) Identifying Priorities


Over November/December 2007, a consultation supported by a series of events held across the county with district LSPs and strategic partners, was undertaken to ask partners which of the indicators in the National Indicator Set and others that were locally defined reflected the priorities identified in Ambition Lancashire. Each partner and LSP was able to consider the indicators in relation to local issues, partner specific priorities and emerging issues from the community.

Partners also considered a list of issues from Government Office for the North West that they considered priorities for Lancashire. This consultation produced a long list of indicators which were then more rigorously assessed by the 'thematic partnerships'.

## Selection of Indicators

The thematic partnerships, many of which were evolutions of the existing LAA "blocks" and related theme groups represented on the Lancashire Partnership Board, took responsibility for reviewing the results of the consultation and coordinating the assessment of relevant indicators against agreed criteria to produce a short list which reflected Lancashire's priorities. The rigorous assessment was supported by the development of a business case for each proposed indicator which provided substantial performance and profile evidence and identified the added value from its inclusion in the LAA.

Each potential indicator and improvement target was considered according to a common set of principles, which were:

- Delivery of Ambition Lancashire Principles and Priorities
  - Added value to other key Lancashire plans and strategies
  - Consultation responses
  - Survey data
  - Profile and Performance data
  - Who benefits, how and where
  - Cross-cutting impact
- 

And within the agreed context the practical issues around the indicators, i.e.:

- availability and reliability of data
- existing baselines and frequency of collection
- availability of data at an appropriate spatial level
- reality of setting an improvement target and at what level
- partnership input required

The partnership assessed the indicators to arrive at a suite that complemented each other and that can work together to allow us to address the key issues for Lancashire. The indicators have therefore been chosen where they allow a broader approach to be taken to particular priorities such as social exclusion, mental health and worklessness rather than choosing indicators that might have more narrowly constrained delivery to a single partner.

For example social exclusion of offenders is addressed through NI153, NI30, NI7, NI110, NI117, rather than the indicators that refer only to offenders under probation service supervision NI143 and NI144.

Another example is mental health and wellbeing which is central to many aspects of people's lives, and does not sit simply within one section, or one indicator. It cuts across the entire Indicator Stand within the Lancashire LAA will be addressed through NI39, NI124, NI119, NI7, NI153, NI50, NI30.

This process also allowed the partnership to identify those issues that are of critical importance to Lancashire but that could not be accommodated within the. The Lancashire Local Area Agreement 2008 -2011, 35 designated indicators or for which the National Indicators did not provide an appropriate measure.

A number of non-designated (local) indicators have therefore been included in the LAA to reflect these priorities. These include our existing LAA1 stretch targets and indicators relating to domestic violence(alternative to NI32), preventing violent extremism (alternative to NI35), poorly performing schools (NI78), oral health, households in temporary accommodation (NI156), information for carers (NI135), gun crime in Preston(NI29) and number of new homes built(alternative to NI154)

## Setting Improvement Targets

County-wide targets have been developed through the theme partnerships with input from partners and GONW as appropriate and necessary. The suggested improvement targets are estimates based on past performance, trajectories and/or trends and consideration of future demands or developments in services. These have been formally negotiated with GONW, acting on behalf of Central Government,

The proposed improvement targets have been spatially disaggregated as appropriate and the baselines were circulated to District LSPs for discussion and to identify which partners will support their delivery in their area. District LSPs also discussed their targets with the themed partnerships allowing more stretching targets to be identified where there was a need to narrow the gap.

On of the Key Priorities within Ambition Lancashire which has been translated into the LAA is around the Economy, Education, Training & Skills

## The Economy

Without improved economic prosperity, many other problems e.g. health, housing, crime, access to services are all much harder to address.


While the economy of Lancashire has been improving, it has been doing so at a slower rate than rest of country. Also, the relative growth between different parts of county is widely different and exacerbates the widening gap between rich and poor as described above in the principle Narrowing the Gap.

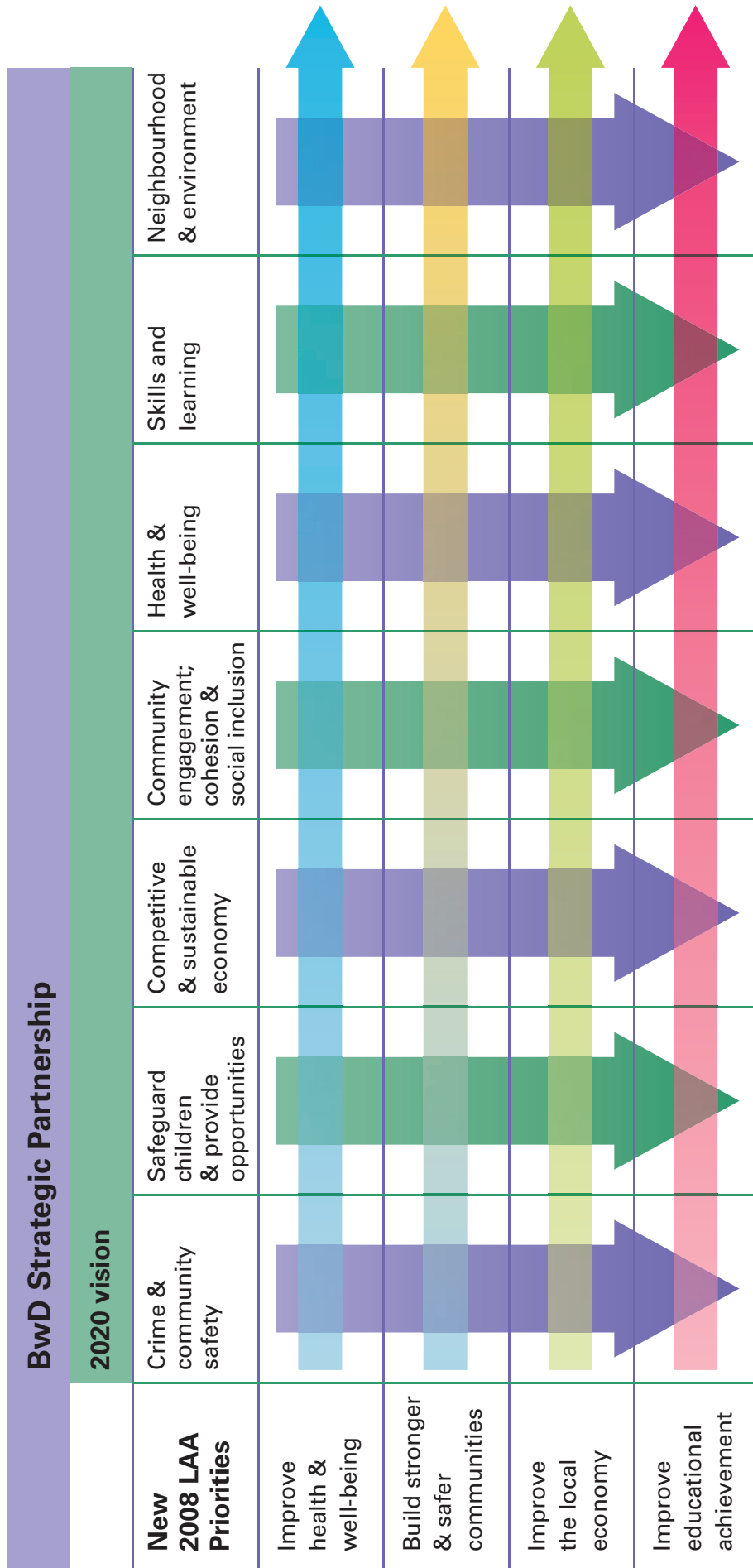
A poorly performing economy has a circular and self-reinforcing effect, reducing employment opportunities leading to a loss of working age and qualified population and for individuals having a detrimental effect on feelings of self worth, health and ability to participate in society.

## Education, Training and Skills

Improving attainment, skills and aspirations is essential if Lancashire and its communities are to prosper, be ready to develop and take advantage of new industries and respond effectively to changing demographics including the ageing population. We also know that learning provides a route to activity, paid or not, an opportunity to be active and involved and can improve health, personal development and general wellbeing.

Educational attainment across the County and for particular groups is very unequal and represents wasted opportunities for the County and for those individuals. Lancashire has proportionately fewer highly skilled residents and this affects our ability to develop and maintain skilled economy. Training for new and existing skills is needed to equip the population for work and for life. If allowed to continue the inequality of access and achievement evident in Lancashire will perpetuate the poverty and divisions within and between communities.







## Blackburn with Darwen LAA Proposals

**NI1** % people who believe people from different backgrounds get on well together in their local area (Diagnostic Measure)

**NI4** % people who feel they can influence decisions in their locality (Diagnostic Measure)

**NI7** - Environment for a thriving third sector

**NI16** - Serious Acquisitive Crime Rate

**NI17** Perceptions of ASB (Diagnostic Measure)

**NI18** Adult Participation in Sport

**NI19** Rate of proven re-offending of young people

**NI20** Assault with injury crime rate

**NI30** Re-offending rate of prolific & priority offenders

**NI32** Repeat incidents of domestic violence

**NI35** Preventing Violent Extremism

**NI38** Drug related (Class A) offending

**NI39** Alcohol-harm related hospital admission rates

**NI40** Drug users in effective treatment (WNF)

**NI47** People killed or seriously injured in road traffic accidents

**NI49** a) Number of deaths from primary fires b) Number of non-fatal casualties from primary fires

(excluding precautionary checks) c) Number of primary fires

**NI51** Effectiveness of child and adolescent mental health services

**NI53** Prevalence of breastfeeding at 6-8 weeks from birth

**NI56** Obesity among children in Year 6

## Blackburn with Darwen LAA Proposals

**NI1** - People from different backgrounds getting on well together

**NI4** - % of people who feel they can influence decisions in their locality

**NI6** - Participation in regular volunteering

**NI7** - Environment for a thriving third sector

**NI16** - Serious Acquisitive Crime Rate

**NI20** - Assault with injury crime rate.

**NI30** - Re-offending rate of prolific and priority offenders

**NI39** - Alcohol-harm related hospital admission rates

**NI40** - Drug users in effective treatment (Actual)

**NI47** - People killed or seriously injured in road traffic accidents

**NI49** - Number of primary fires and related fatalities and non-fatal casualties, excluding precautionary checks

**NI50** - Emotional Health of Children

**NI55** - Obesity among primary school age children in Reception Year (Percentage of children recorded as being obese)

**NI72** Achievement of at least 78 points across the Early Years Foundation Stage with at least 6 in each of the scales in Personal Social and Emotional Development and Communication, Language and Literacy

**NI73** Achievement at level 4 or above in both English and Maths at Key Stage 2 (Threshold)

**NI74** Achievement at level 5 or above in both English and Maths at Key Stage 3 (Threshold)

**NI75** Achievement of 5 or more A\*-C grades at GCSE or equivalent including English and Maths (Threshold)

**NI59** Initial assessment for children's social care carried out within 7 working days

**NI70** Hospital admissions caused by unintentional and deliberate injuries to children and young people

**NI72** Achievement of at least 78 points across the Early Years Foundation Stage with at least 6 in each of the scales in Personal Social and Emotional Development and Communication, Language and Literacy

**NI73** Achievement at level 4 or above in both English and Maths at Key Stage 2 (Threshold)

**NI74** Achievement at level 5 or above in both English and Maths at Key Stage 3 (Threshold)

**NI 75** Achievement of 5 or more A\*-C grades at GCSE or equivalent including English and Maths (Threshold)

**NI79** Achievement of a L2 qualification by the age of 19

**NI83** Achievement at level 5 or above in Science at Key Stage 3

**NI87** Secondary school persistent absence rate

**NI92** Narrowing the gap between the lowest achieving 20% in the Early Years Foundation Stage Profile and the rest

**NI93** Progression by 2 levels in English between Key Stage 1 and Key Stage 2

**NI94** Progression by 2 levels in Maths between Key Stage 1 and Key Stage 2

**NI95** Progression by 2 levels in English between Key Stage 2 and Key Stage 3

**NI96** Progression by 2 levels in Maths between Key Stage 2 and Key Stage 3

**NI97** Progression by 2 levels in English between Key Stage 3 and Key Stage 4

**NI98** Progression by 2 levels in Maths between Key Stage 3 and Key Stage 4

**NI70** Hospital admissions caused by unintentional and deliberate injuries to children and young people

**NI72** Achievement of at least 78 points across the Early Years Foundation Stage with at least 6 in each of the scales in Personal Social and Emotional Development and Communication, Language and Literacy

**NI73** Achievement at level 4 or above in both English and Maths at Key Stage 2 (Threshold)

**NI74** Achievement at level 5 or above in both English and Maths at Key Stage 3 (Threshold)

**NI75** Achievement of 5 or more A\*-C grades at GCSE or equivalent including English and Maths (Threshold)

**NI79** Achievement of a L2 qualification by the age of 19

**NI83** Achievement at level 5 or above in Science at Key Stage 3

**NI87** Secondary school persistent absence rate

**NI92** Narrowing the gap between the lowest achieving 20% in the Early Years Foundation Stage Profile and the rest

**NI93** Progression by 2 levels in English between Key Stage 1 and Key Stage 2

**NI94** Progression by 2 levels in Maths between Key Stage 1 and Key Stage 2

**NI95** Progression by 2 levels in English between Key Stage 2 and Key Stage 3

**NI96** Progression by 2 levels in Maths between Key Stage 2 and Key Stage 3

**NI97** Progression by 2 levels in English between Key Stage 3 and Key Stage 4

**NI98** Progression by 2 levels in Maths between Key Stage 3 and Key Stage 4

**NI99** Children in care reaching level 4 in English at Key Stage 2

**NI 100** Children in care reaching level 4 in Maths

**NI99** Children in care reaching level 4 in English at Key Stage 2

**NI100** Children in care reaching level 4 in Maths at Key Stage 2

**NI101** Children in care achieving 5 A\*-C GCSEs (or equivalent) at Key Stage 4 (including English and Maths)

**NI110** Young people's participation in positive

**NI111** First time entrants to youth justice

**NI112** Under 18 conception rate

**NI113** Prevalence of Chlamydia in <20 year olds

**NI116** – Children in poverty (Diagnostic measure)

**NI117** – 16-18 year olds NEET

**NI120** All-age all cause mortality rate

**NI121** Mortality rate from all circulatory diseases at ages <75

**NI122** Mortality rate from all cancers at ages <75

**NI123** 16+ current smoking rate prevalence (4- week quitters in 1st year)

**NI125** Achieving independence for older people through rehabilitation/ intermediate care

**NI130** Social care clients receiving Self Directed Support per 100,000 population

**NI137** Healthy life expectancy at age 65 (Diagnostic Measure)

**NI142** Number of vulnerable people who are supported to maintain independent living

**NI145** – Young offenders engagement in suitable education, training and employment

**NI146** – Adults with learning disabilities in employment

**NI147** Care leavers in suitable accommodation

**NI151** – Employment Rate

**NI101** Children in care achieving 5 A\*-C GCSEs (or equivalent) at Key Stage 4 (including English and Maths)

**NI110** - Young people's participation in positive activities

**NI112** - Under 18 conception rate

**NI117** - 16 - 18 year olds NEET

**NI119** - Self-reported measure of people's overall health and wellbeing

**NI120** - All-age all cause mortality rate (Rate per 100,000 population)

**NI123** - 16+ current smoking rate prevalence (number of 4-week quitters per 100,000 population)

**NI124** - People with a long-term condition supported to be independent and in control of their condition

**NI137** - Healthy life expectancy at age 65

**NI139** - People over 65 who say that they receive the information, assistance and support needed to exercise choice and control to live independently

**NI142** - Number of vulnerable people who are supported to maintain independent living

**NI153** – Working age people claiming out of work benefits in the worst performing neighbourhoods

**NI155** - Affordable homes delivered

**NI163** – Working age population qualified to at least level 2 or higher

**NI165** – Working age population qualified to at least level 4 or higher

**NI166** – Median earnings of employees in the area

**NI171** – VAT/Business registration rate

**NI186** - Per capita CO2 emissions in the LA area

**NI187** - Tackling Fuel Poverty

**NI188** - Adapting to climate change



**NI153** – Working age people claiming out of work benefits in the worst performing neighbourhoods

**NI154** – Net additional homes provided

**NI155** - Affordable homes delivered

**NI163** – Working age population qualified to at least level 2 or higher

**NI165** – Working age population qualified to at least level 4 or higher

**NI166** – Median earnings of employees in the area

**NI171** – VAT registration rate

**NI185** CO2 reduction from local authority operations

**NI187** Tackling fuel poverty – people receiving income based benefits living in homes with a low energy efficiency rating

**NI188** Adapting to climate change

**NI192** Household waste recycled 27.5%

**NI195** Improved street and environmental cleanliness (levels of graffiti, litter, detritus and fly posting)


**NI196** Improved street and environmental cleanliness – fly tipping

**NI198** Mode of travel to school - number of children travelling to school by car, van or taxi

**NI192** - Household waste recycled and composted

**NI195** - Improved street and environmental cleanliness (levels of graffiti, litter, detritus and fly posting)

**NI197** - Improved local biodiversity – active management of local sites



# Pennine Lancashire

