



**PERFORMANCE OVERVIEW & SCRUTINY – LEISURE  
HIGHLIGHT REPORTS**

<b>Project</b>	Whitworth Facilities	<b>Status</b>	<b>Red / Amber / Green</b>
<b>Project Sponsor</b>	CLAW		
<b>Project Manager</b>			
<b>Period of report</b>	May – August 2010		
<b>Background</b>	Progress report for the Overview & Scrutiny Committee to determine the feasibility of improved income stream at The Riverside and the cost implications to the business.		
<b>Action/ progress this period</b>	<ul style="list-style-type: none"> <li>• First site visit to Worsley Court House, did not provide easy comparison of income/costs nor did it provide any significant improvement ideas. A visit to Heywood Civic Hall is being arranged</li> <li>• Marl Pits comparison not yet carried out. AB (CLAW) has met with MK (RLT) for initial discussions</li> <li>• Lease discussions are continuing – the lease for Marl Pits is being used for comparison</li> <li>• Improvements on marketing through RBC outlets have been made, further work is required</li> <li>• Energy cost savings are continuing – some concern over recent high electricity readings</li> <li>• The staffing structure will be determined after the joint review between the proposed consultancy body and CLAW. The new Business Plan will also be instigated following this review</li> </ul>		

**Action/  
progress  
anticipated  
next period**

**Actions**

- Visit similar facilities in the area to provide comparison of income/costs
- Visit Marl Pits for to provide comparison of income/costs
- Finalise with RBC the lease arrangements, particularly the responsibility for the costs to upgrade and maintain both buildings
- Determine the best ways to market the Whitworth facilities through the various RBC outlets.
- Continue to implement plans to reduce energy costs
- Identify consultancy body to review the business potential at The Riverside

**CLAW - Financial Monitoring Year to Date June 2010 (3 months)**

Whitworth Leisure Centre	Actual £000	Budget £000	Variance £000	Prev' YTD		Full Year Budget £000
				Actual £000	Variance £000	
<b>Revenue</b>	51.45	53.10	-1.65	49.33	2.13	215.15
Gross profit	10.73	9.38	1.36	2.19	8.54	45.25
<i>Gross profit%</i>	20.86%	17.66%		4.44%		21.03%
Overheads	25.94	23.20	-2.74	28.08	2.15	126.61
<b>Funding Requirement</b>	-15.20	-13.82	-1.38	-25.89	10.69	-81.36

The Riverside	Actual £000	Budget £000	Variance £000	Prev' YTD		Full Year Budget £000
				Actual £000	Variance £000	
<b>Revenue</b>	91.44	79.80	11.64	89.91	1.53	354.20
Gross profit	20.17	12.68	7.50	15.69	4.48	92.88
<i>Gross profit%</i>	22.06%	15.88%		17.45%		26.22%
Overheads	19.46	17.12	-2.34	20.62	1.16	73.39
<b>Funding Requirement</b>	0.71	-4.45	5.16	-4.93	5.64	19.48

**Information  
and reports**

**Riverside Events Summary 2010**

Total events **265** % Of avail days = **72.40%**

Total estimated customers 2010 **24,006**

**2010 Bookings to date**

29 Weddings  
23 Funerals to date!  
17 Christenings  
10 Birthdays  
9 Musical Festivals  
6 Theatre nights  
4 Band Concerts  
Weekly Karate, Dancing

Also

60's & 70's band	Jewelry	
AGM	ladies Day Fundraiser	Flower Demonstration
Alpine Flower Show	Lights Switch On	Forum Meeting
Annual Parish Meeting	Martial Arts Comp	Fundraising Event
Awards Evening	Mayors Charity Ball	Graduation
Band Concert	Medal Test	Halloween Party
Blitz Ball	Meeting	Henna Party
Burns Dinner Dance	Murder Mystery Night	Interviews
Carol Concert	New Years Eve Party	
Casino Night	Presentation	
Ceili	Polling Stn	
Charity Ball	Presentation	
Charity Do	Presentation Dinner	
Charity Evening	Presentation Night	
Christmas Fair	Public Meeting	
Christmas Party	RBC Mayor Making	
Church Service	Recruitment Day	
Cinema	Remembrance Sunday	
Circus Taster Day	Revision Day	
Civic dinner	Rock Night	
Civic Sunday	Rushcart	
Clairvoyance Evening	School Disco	
Coffee Morning	Show	
Concert	show/presentation	Valentines Ball
Conference	Social Evening	Welcome Party
Dinner Dance	Soul & Motown Night	Welcome Reception
Easter Party	ST Georges Parade	Xmas Party Night
Family Fun Day	Summer Fun Day	Year 11 prom
Farewell Party	Tribute Evening	
Film Show	United Night	

**Event/Function Analysis (excluding VAT)**

2010																
Date	Event/Function	Est No	Room Hire	Catering	Other	TOTAL INCOME	Entertainment	Catering	Staffing	Security	Other	TOTAL COST	PROFIT/LOSS	Bar Income	Total Profit/Loss	Event totals income
24-Apr	Wedding	150	200.00	534.90	142.00	876.90		467.10	275.43	200.00		942.53	-65.63	598.94	533.31	
28-May	Wedding	150	200.00	350.90	111.91	662.81		320.10	201.48	200.00		721.58	-58.77	1002.38	943.61	
30-Apr	Wedding	130	200.00	1157.03	420.82	1777.85		1100.47	297.39	200.00	193.99	1791.85	-14.00	1120.13	1106.13	
08-May	Wedding	150	200.00	1110.94	395.50	1706.44		1001.54	331.21	200.00	255.50	1788.25	-81.81	1523.41	1441.60	
22-May	Wedding	150	200.00		747.22	947.22			348.94	200.00	311.00	859.94	87.28	1609.49	1696.77	
25-Jun	Wedding	150	200.00	1675.19		2101.19						0.00	2101.19		2101.19	
20-Jun	Wedding	180	200.00		250.00	450.00			337.99	200.00		537.99	-87.99	2420.17	2332.18	£32,704
15-May	Wedding		200.00		442.40	642.40			457.70	200.00		657.70	-15.30	2355.40	2340.10	
03-Apr	Wedding	170		831.30	3289.47	4120.77		749.70	433.59	200.00	1290.51	2673.80	1446.97	1365.62	2812.59	
01-May	Wedding	150	200.00	508.50	159.50	868.00		406.30	314.75	200.00		921.05	-53.05	3148.94	3095.89	
09-Apr	Wedding	190		531.90	3861.83	4393.73		471.60	412.00	200.00	1547.07	2630.67	1763.06	2127.32	3890.38	
19-Jun	Wedding	200		691.60	4250.69	4942.29		1330.15	506.79	200.00	504.50	2541.44	2400.85	1693.40	4094.25	
29-May	Wedding	150		372.40	3935.82	4308.22		1397.27	469.30	200.00	534.82	2601.39	1706.83	4609.40	6316.23	
01-Jun	Valuation		125.00			125.00						0.00	125.00		125.00	
11-Jun	Tribute Night	150	150.00	376.50	325.00	851.50		333.00	267.18	200.00		800.18	51.32	1854.81	1906.13	
07-May	Training		200.00	16.08		216.08						0.00	216.08		216.08	
02-Mar	Swing Jive		80.00			80.00			40.00			40.00	40.00		40.00	
10-Mar	Swing Jive		80.00			80.00			40.00			40.00	40.00	18.51	58.51	
17-Mar	Swing Jive		80.00			80.00			33.90			33.90	46.10	33.23	79.33	
31-Mar	Swing Jive		80.00			80.00			34.00			34.00	46.00	34.89	80.89	£485
24-Mar	Swing Jive		80.00			80.00			40.00			40.00	40.00	50.04	90.04	
21-Apr	Le Swing Jive		80.00			80.00			40.00			40.00	40.00	20.66	60.66	
07-Apr	Le Swing Jive		80.00			80.00			33.40			33.40	46.60	29.02	75.62	
12-Mar	Social Evening	126	100.00	316.26	30.50	446.76		286.02	130.38			416.40	30.36		30.36	
08-Mar	Social Evening	6	62.50			62.50			27.50			27.50	35.00		35.00	
05-Mar	Social Evening		200.00		100.00	300.00			111.70			111.70	88.30		88.30	
11-Mar	Social Evening	100	150.00	255.36		405.36		150.00	111.03			261.03	144.33	428.55	572.88	
27-Mar	Social Evening		200.00		100.00	300.00			289.12	200.00		489.12	-189.12	1197.70	1008.58	£5,401
26-Mar	Social Evening		200.00		100.00	300.00			189.91	200.00		389.91	-89.91	1399.66	1309.75	
06-May	Social		200.00	97.80		297.80		23.15	142.35			165.50	132.30	318.37	450.67	
27-Jun	Social	140	125.00	625.80		750.80		473.20	117.53			590.73	160.07	783.79	943.86	
10-Apr	Social	163	200.00	480.85	24.50	705.35		370.01	201.25			571.26	134.09	827.15	961.24	
23-May	Service			37.46		37.46			56.94			56.94	-19.48		-19.48	
30-May	Service	60	100.00	57.66	89.36	247.02		8.24	50.37		41.97	100.58	146.44		146.44	
12-Mar	Rochdale Music Festival		200.00			200.00						0.00	200.00		200.00	
10-Mar	Rochdale Music Festival		200.00	21.25		221.25		7.72				7.72	213.53		213.53	
04-Mar	Rochdale Music Festival		200.00	25.50		225.50		7.72				7.72	217.78		217.78	
11-Mar	Rochdale Music Festival		200.00	25.50		225.50		7.72				7.72	217.78		217.78	
15-Mar	Rochdale Music Festival		200.00	25.50		225.50		7.72				7.72	217.78		217.78	
16-Mar	Rochdale Music Festival		200.00	25.50		225.50		7.72				7.72	217.78		217.78	
27-Jun	Presentation	150	75.00			75.00			119.78			119.78	-44.78		-44.78	
21-May	Presentation		200.00			200.00			116.80			116.80	83.20	254.77	337.97	
06-May	Polling Stn		371.25			371.25			37.35			37.35	333.90		333.90	
17-Jun	Pilates	6				0.00					25.00	25.00	-25.00		-25.00	
08-Mar	Pilates	5	18.75			18.75					25.00	25.00	-6.25		-6.25	
15-Apr	Pilates	6			22.50	22.50					25.00	25.00	-2.50		-2.50	
27-May	Pilates	6			23.70	23.70					25.00	25.00	-1.30		-1.30	
24-Jun	Pilates	6			23.70	23.70					25.00	25.00	-1.30		-1.30	
03-Jun	Pilates	6			27.65	27.65					25.00	25.00	2.65		2.65	
20-May	Pilates	8			31.60	31.60					25.00	25.00	6.60		6.60	
10-Jun	Pilates	8			31.60	31.60					25.00	25.00	6.60		6.60	
25-Mar	Pilates	9			33.75	33.75					25.00	25.00	8.75		8.75	
01-Apr	Pilates	9			33.75	33.75					25.00	25.00	8.75		8.75	
12-May	Pilates	9			33.75	33.75					25.00	25.00	8.75		8.75	
18-Mar	Pilates	10	37.50			37.50					25.00	25.00	12.50		12.50	
06-May	Pilates	11			41.25	41.25					25.00	25.00	16.25		16.25	
18-Apr	Parade	80	100.00	72.48		172.48		6.86	62.53			69.39	103.09	77.95	181.04	
19-Mar	Meeting	11	200.00	78.40		278.40			29.31			29.31	249.09		249.09	
04-Mar	Meeting	50	200.00	198.04		398.04		52.12	63.43			115.55	282.49		282.49	
15-Jun	Meeting		100.00	198.10		298.10			15.45			15.45	282.65		282.65	
20-May	Mayor Making	120		403.20		403.20		170.40	121.85			292.25	110.95	222.17	333.12	
16-May	Ladies Day		100.00	770.00		870.00		700.00	205.47			905.47	-35.47	1243.45	1207.98	
03-Jun	Karate		25.00			25.00			17.52			17.52	7.48		7.48	
17-Jun	Karate		25.00			25.00			17.52			17.52	7.48		7.48	
24-Jun	Karate		25.00			25.00			17.52			17.52	7.48		7.48	
13-May	Karate		20.00			20.00			17.52			17.52	2.48	5.28	7.76	
27-May	Karate		30.00			30.00			17.52			17.52	12.48		12.48	
10-Jun	Karate		25.00			25.00			17.52			17.52	7.48	5.28	12.76	
15-Apr	Karate		30.00			30.00			12.75			12.75	17.25		17.25	
01-Apr	Karate		30.00			30.00			12.75			12.75	17.25	3.28	20.53	
22-Apr	Karate		30.00			30.00			12.75			12.75	17.25	4.77	22.02	
08-Apr	Karate		30.00			30.00			12.75			12.75	17.25	5.79	23.04	
29-Apr	Karate		30.00			30.00			12.75			12.75	17.25	5.89	23.14	
25-Mar	Karate		30.00			30.00			12.75			12.75	17.25	9.23	26.48	
18-Mar	Karate		30.00			30.00			12.75			12.75	17.25	9.70	26.95	

29-Jun	Jewellery			125.00			125.00					0.00	125.00		125.00	
14-Apr	Henna Night	170	550.00	150.00	49.00	749.00			70.00			70.00	679.00		679.00	
28-May	Funeral	20	75.00	103.40		178.40		79.20				79.20	99.20		99.20	
27-May	Funeral	60	100.00	310.20		410.20		256.80				256.80	153.40		153.40	
12-Apr	Funeral	50	100.00	258.50		358.50		214.00	15.59			229.59	128.91	44.00	172.91	
11-May	Funeral	50	100.00	293.88		393.88		265.46				265.46	128.42	75.45	203.87	
29-Mar	Funeral	35	50.00	166.25		216.25			21.26			21.26	194.99	79.74	274.73	
24-May	Funeral	50	100.00	258.50		358.50		214.00	23.36			237.36	121.14	186.81	307.95	
07-Jun	Funeral	50	100.00	258.50		358.50		214.00	21.90			235.90	122.60	200.68	323.28	
27-May	Funeral	60	100.00	310.20		410.20		256.80	30.66			287.46	122.74	289.11	411.85	
25-May	Funeral	40	75.00			75.00			57.53			57.53	17.47	412.85	430.32	
23-Mar	Funeral	70	75.00	361.90		436.90						0.00	436.90	362.17	799.07	
13-Jun	Fun Day		100.00			100.00			144.54			144.54	-44.54	289.49	244.95	
23-Mar	Forum Meeting		75.00	19.52		94.52		2.50	25.50			28.00	66.52		66.52	
20-Mar	Flower Show		400.00	140.00	150.00	690.00		123.20	80.00			203.20	486.80		486.80	
25-Mar	Flower Demonstration		50.00			50.00			12.75			12.75	37.25		37.25	
04-Apr	Easter Party				260.00	260.00			94.24		240.00	334.24	-74.24	326.26	252.02	
06-Mar	Dinner	168	200.00	2709.84	150.00	3059.84		2236.08	300.62	200.00		2736.70	323.14		323.14	
23-Apr	Dinner	107	100.00	1547.49	122.20	1769.69		1336.43	215.42	29.04		1580.89	188.80	785.70	974.50	
26-Jun	Dinner	114	100.00	1762.92	66.50	1929.42		1511.48	255.45	200.00		1966.93	-37.51	1026.51	989.00	
17-Apr	Dinner	135		1968.87	374.21	2343.08		1760.02	249.44	200.00	106.40	2315.86	27.22	1378.97	1406.19	
12-Jun	Dinner	190	100.00	2693.44	619.27	3412.71		2227.42	293.15	200.00	190.28	2910.85	501.86	2329.45	2831.31	
29-Jun	Dancing		40.00			40.00			35.02			35.02	4.98		4.98	
01-Mar	Dancing		50.00			50.00			34.00			34.00	16.00		16.00	
23-Mar	Dancing		50.00			50.00			34.00			34.00	16.00		16.00	
16-Mar	Dancing		25.00			25.00			17.00			17.00	8.00	15.31	23.31	
11-May	Dancing		60.00			60.00			35.04			35.04	24.96		24.96	
22-Jun	Dancing		60.00			60.00			35.02			35.02	24.98		24.98	
13-Apr	Dancing		25.00			25.00			17.00			17.00	8.00	19.93	27.93	
06-Apr	Dancing		50.00			50.00			34.00			34.00	16.00	13.40	29.40	
30-Mar	Dancing		50.00			50.00			34.00			34.00	16.00	17.57	33.57	
09-Mar	Dancing		50.00			50.00			34.00			34.00	16.00	19.19	35.19	
20-Apr	Dancing		50.00			50.00			34.00			34.00	16.00	21.08	37.08	
27-Apr	Dancing		50.00			50.00			34.00			34.00	16.00	21.11	37.11	
15-Jun	Dancing		60.00			60.00			27.82			27.82	32.18	8.17	40.35	
25-May	Dancing		80.00			80.00			35.04			35.04	44.96		44.96	
04-May	Dancing		70.00			70.00			35.04			35.04	34.96	22.55	57.51	
08-Jun	Dancing		80.00			80.00			35.02			35.02	44.98	15.70	60.68	
18-May	Dancing		40.00			40.00			35.04			35.04	4.96	57.49	62.45	
09-May	Dancing		100.00			100.00			59.23			59.23	40.77	29.15	69.92	
16-Apr	Cinema		100.00			100.00			65.19			65.19	34.81	101.91	136.72	
25-Apr	Christening	90	100.00	423.15		523.15		367.91	156.39			524.30	-1.15		-1.15	
02-May	Christening	40	50.00	259.98		309.98		102.60	76.32			178.92	131.06	174.71	305.77	
11-Apr	Christening	150	100.00		45.50	145.50			149.97			149.97	-4.47	796.26	791.79	
07-Mar	Christening	60	75.00		29.80	104.80			117.62			117.62	-12.82	3346.64	3333.82	
14-Mar	Boxing		200.00			200.00			276.94			276.94	-76.94	3492.68	3415.74	
13-Mar	Birthday	170	200.00		100.00	300.00			240.94	200.00		440.94	-140.94		-140.94	
05-Jun	Birthday	150	200.00	580.50	100.00	880.50		483.00	230.68	200.00		913.68	-33.18		-33.18	
19-Mar	Birthday	100	200.00	548.26	42.00	790.26		510.46	167.06			677.52	112.74	694.55	807.29	
21-Mar	Birthday	200	200.00			200.00			291.26			291.26	-91.26	986.85	895.59	
06-Jun	Birthday	100	50.00			50.00			104.06			104.06	-54.06	1265.36	1211.30	
20-Mar	Birthday	250	212.77		85.11	297.88			310.39	200.00		510.39	-212.51	2537.74	2325.23	
25-Apr	Band Concert	150	100.00			100.00			160.15			160.15	-60.15	1131.24	1071.09	
19-May	AGM/Mayor making	130		1879.80	200.80	2080.60		1693.90	164.35	51.00		1909.25	171.35	455.49	626.84	
13-May	AGM		0.00			0.00			8.76			8.76	-8.76		-8.76	
<b>Total</b>		<b>130</b>	<b>6134</b>	<b>12787.77</b>	<b>28877</b>	<b>21600.16</b>	<b>63264.93</b>	<b>0</b>	<b>23740.4</b>	<b>12315.92</b>	<b>4400</b>	<b>5621.08</b>	<b>46077.4</b>	<b>17187.53</b>	<b>55449.81</b>	<b>72637.34</b>

Riverside Income

Month by month comparisons

	2010												Total	Month by month comparisons			
	Apr	May	Jun	Jul	Aug	Sep	Oct	Nov	Dec	Jan	Feb	Mar		2009/10	2008/9	2007/8	
Room Hire / kitchen hire	2,477	3,096	1,850														£7,423
Ticket Sales	241	42	13														£186
Wedding package	-	2,766	3,707														£6,473
Catering	7,798	8,137	8,143														£24,078
Bar income	9,902	13,248	18,968														£42,118
Rents	4,100	100															£4,200
Capital contributions																	£0
Contributions to running c	2,000	-															£2,000
Other	1,423	2,076	1,418														£4,917
<b>Total</b>	<b>27,941</b>	<b>29,381</b>	<b>34,073</b>														<b>£91,395</b>

	2009												Total	Month by month comparisons			
	Apr	May	Jun	Jul	Aug	Sep	Oct	Nov	Dec	Jan	Feb	Mar		2009/10	2008/9	2007/8	
Room Hire / kitchen hire	5,301	2,548	2,982	4,474	30	3,127	1,606	2,531	2,664	2,045	3,493	5,638					£36,439
Ticket Sales	1,054	-				1,379	231	8,404	14,445	-	2,860						£28,373
Wedding package		2,565	5,061	17,490	3,569	6,926	-	-	-	-	-	6,147					£41,758
Catering	6,496	7,091	4,477	9,879	8,455	9,333	5,232	5,540	7,057	5,206	9,023	1,494					£79,283
Bar income	12,635	12,472	20,652	14,335	17,639	17,518	5,045	12,643	12,767	6,868	8,958	17,016					£158,548
Rents	583	617	975	192	592	591	533	2,850	-	83	-	50	100				£6,900
Capital contributions																	£0
Contributions to running c	333	333	586	333	334	333	333	1,667	-	-	-	-					£4,252
Other	1,060	629	1,347	1,404	3,599	1,350	1,578	249	117	150	471	214					£8,970
<b>Total</b>	<b>27,462</b>	<b>26,255</b>	<b>36,080</b>	<b>48,107</b>	<b>34,218</b>	<b>37,857</b>	<b>14,558</b>	<b>33,386</b>	<b>36,967</b>	<b>14,269</b>	<b>24,755</b>	<b>30,609</b>					<b>£364,523</b>

	2008												Total	Month by month comparisons			
	Apr	May	Jun	Jul	Aug	Sep	Oct	Nov	Dec	Jan	Feb	Mar		2009/10	2008/9	2007/8	
Room Hire / kitchen hire	1874	4324	2282	2780	1898	1143	2973	810	2294	4559	3634	5728					£34,299
Ticket Sales		153	1600	3755	595	336	4138	9214	6582	391	1739	189					£28,692
Wedding package		2170	1957		2170	2170	2170			2217							£12,854
Catering	181	11344	7286	7567	7310	2929	6702	4401	5456	3813	10703	6845					£74,537
Bar income	9827	13367	9658	14545	9420	11575	11057	6931	20149	5337	15393	9074					£136,333
Rents	600	300		100			6000										£7,000
Capital contributions																	£0
Contributions to running costs		200					2000		-2000	30		4050					£4,280
Other	271	1963	721	1622	494	127	1082	280	47	555	1019	910					£9,091
<b>Total</b>	<b>12753</b>	<b>33821</b>	<b>23504</b>	<b>30369</b>	<b>21887</b>	<b>18280</b>	<b>36122</b>	<b>21636</b>	<b>32528</b>	<b>16902</b>	<b>32488</b>	<b>26796</b>					<b>£307,086</b>

	2007												Total	Month by month comparisons			
	Apr	May	Jun	Jul	Aug	Sep	Oct	Nov	Dec	Jan	Feb	Mar		2009/10	2008/9	2007/8	
Room Hire / kitchen hire	1470	1797	1445	2600	1125	2750	3169	2810	2705	2655	2390	2960					£27,876
Ticket Sales	332	494	868	4323	1119	640	3132	8482	2864	255	1974						£24,483
Wedding package	936		-170	3872	1302	170	765	170		1489		3143					£11,677
Catering	3806	6707	4580	7362	1946	7065	3772	9738	3941	3094	10126	4281					£66,418
Bar income	6632	14852	6923	12821	8724	8760	9042	17004	19232	11090	9689	11358					£136,127
Rents																	£0
Capital contributions						6000		-6000									£0
Contributions to running costs						2000						-840					£1,160
Other	219	795	488	494	291	235	947	681	171	716	779	39					£5,855
Deposits	169	1171	871	-395	157	-148	-170	68	-319	-458	559	-332					£1,173
<b>Total</b>	<b>13564</b>	<b>25816</b>	<b>15005</b>	<b>31077</b>	<b>14664</b>	<b>27472</b>	<b>20657</b>	<b>32953</b>	<b>28594</b>	<b>18841</b>	<b>25517</b>	<b>20609</b>					<b>£274,769</b>

## Leisure Centre Income

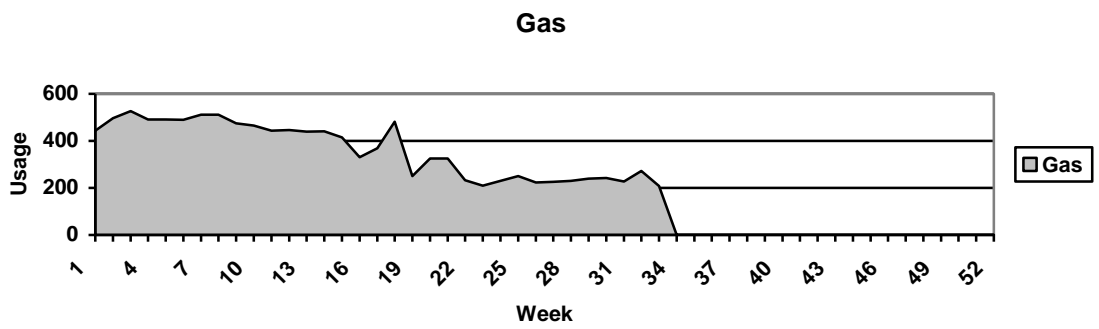
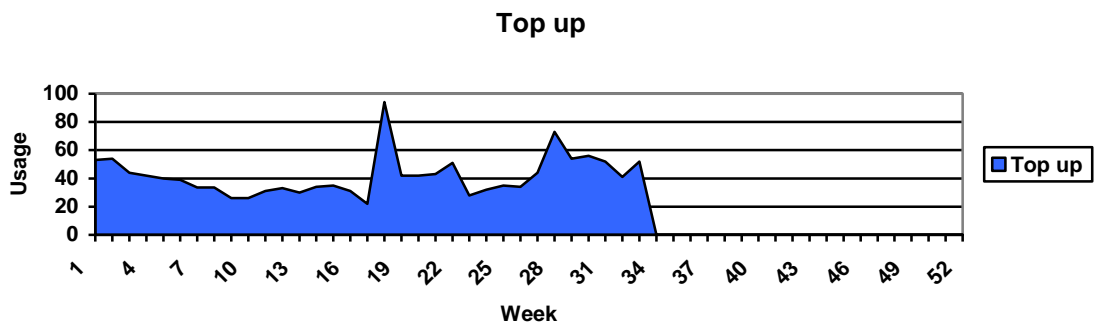
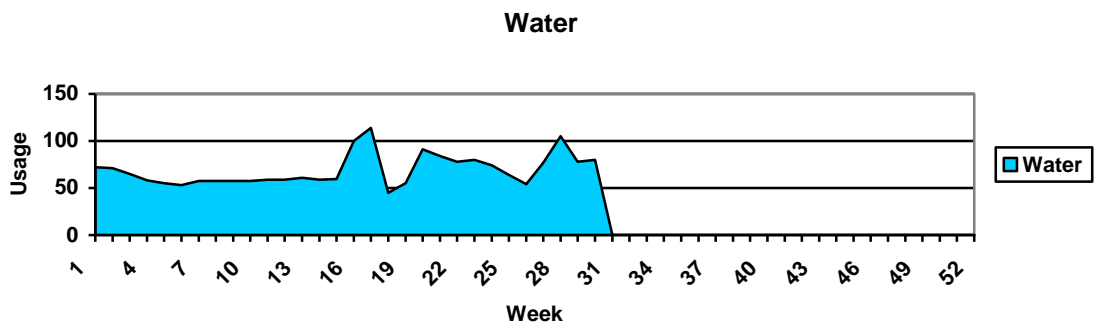
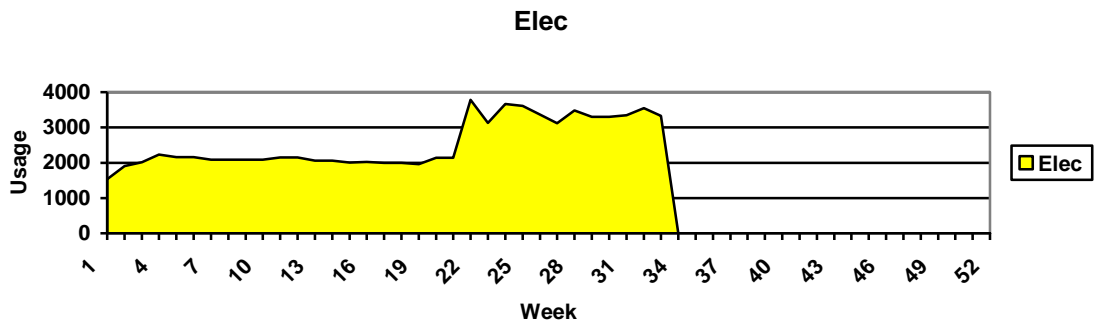
																Month by month comparisons																		
																2010	2011			2009/10	2008/9	2007/8	2006/7	2005/6	2004/5									
																Apr	May	Jun	Jul	Aug	Sep	Oct	Nov	Dec	Jan	Feb	Mar	Total						
Pool facility 2009/10																	11,537	9,095	8,725						£29,357	£28,808	£21,349	£22,800	£17,991	19958	22816			
Gym facility 2009/10																	6,283	6,489	6,438						£19,210	£17,301	£19,487	£17,363	£19,857	18350	16458			
																								Total	£48,567	£46,109	£40,836	£40,163	£37,848	£38,308	£39,274			
																2009			2010															
																Apr	May	Jun	Jul	Aug	Sep	Oct	Nov	Dec	Jan	Feb	Mar	Total						
Pool facility 2009/10																	8,786	10,669	9,353	10,654	10,726	10,361	8,453	9,302	5,165	7,476	12,137	6684						
Gym facility 2009/10																	6,024	5,449	5,828	7,197	6,445	6,623	5,585	6,828	5,138	5,587	6,206	6404						
																								Total	£183,080									
																2008			2009															
																Apr	May	Jun	Jul	Aug	Sep	Oct	Nov	Dec	Jan	Feb	Mar	Total						
Pool facility 2008/9																	5959	9263	6127	8223	8152	7596	9200	5042	20714	6830	10355	3543						
Gym facility 2008/9																	6194	6159	7134	6478	7171	7311	5968	5935	5565	9083	5989	6093						
																								Total	£180,084									
																2007			2008															
																Apr	May	Jun	Jul	Aug	Sep	Oct	Nov	Dec	Jan	Feb	Mar	Total						
Pool facility 2007/8																	3804	8475	10521	6730	6334	4828	8935	4156	17043	6004	10930	7895						
Gym facility 2007/8																	5649	5872	5842	6572	6185	5141	5050	5673	4590	6495	6520	6925						
																								Total	£166,169									
																2006			2007															
																Apr	May	Jun	Jul	Aug	Sep	Oct	Nov	Dec	Jan	Feb	Mar	Total						
Pool facility 2006/7																	4776	8444	4771	5445	6530	4235	7963	3969	19570	9516	5609	8405						
Gym facility 2006/7																	6278	6510	7069	6118	6123	6223	6126	6645	5483	6346	6203	6043						
																								Total	£164,400									
																2005			2006															
																Apr	May	Jun	Jul	Aug	Sep	Oct	Nov	Dec	Jan	Feb	Mar	Total						
Pool facility 2005/6																	5418	9010	5530	7689	6912	4732	6335	13300	8633	9057	5245	7206						
Gym facility 2005/6																	5613	5926	6811	6377	5483	5309	5279	5529	4782	5565	5579	5826						
																								Total	£157,146									
																2004			2005															
																Apr	May	Jun	Jul	Aug	Sep	Oct	Nov	Dec	Jan	Feb	Mar	Total						
Pool facility 2004/5																	10084	5822	6910	9041	5311	9607	18047	3439	6412	3912	5119	7977						
Gym facility 2004/5																	4262	4585	7611	4898	4016	4619	4639	4534	3813	4881	5131	5561						
																								Total	£150,231									
																2003			2004															
																Apr	May	Jun	Jul	Aug	Sep	Oct	Nov	Dec	Jan	Feb	Mar	Total						
Pool facility 2003/4																			6237	9984	6850	7121	5041	5908	6167	8606	10328	6497						
Gym facility 2003/4																		9280	4162	3599	4209	3767	3821	3620	3689	4257	3518	4903						
																								Total	£121,564									

### Utilities Costs

	Apr	May	Jun		Total	Budget	Variance	Month av	Annual
<b>LC</b>									
Electricity	1,600	1,600	1,330		<b>4,530</b>	4,350	- 180	1,510	17,800
Water	1,050	62	560		<b>1,672</b>	5,340	3,668	557	21,360
Gas	1,969	1,717	1,737		<b>5,423</b>	6,600	1,177	1,808	27,950
<b>Riverside</b>									
Electricity	738	758	766		<b>2,262</b>	2,100	- 162	754	9,200
Gas	938	982	367		<b>2,287</b>	1,900	- 387	762	10,300
Water	1,160	344	388		<b>1,892</b>	1,200	- 692	631	4,800
<b>Total</b>	<b>7,455</b>	<b>5,463</b>	<b>5,148</b>	-	<b>18,066</b>	<b>21,490</b>	<b>3,424</b>	<b>6,022</b>	<b>91,410</b>



# Meter Charts 2010



--	--

--	--