

Rossendalealive
BOROUGH COUNCIL

Rossendale Borough Council
Stubbylee Hall
Bacup
OL13 0DE
Tel. 01706 871604

20 MAY 2011

Scale **1:500**

Site Name **2011/129**
Hill Street Crawshawbooth
Proposed Lighting

Surveyed **DR** Drawn **DR** Date **Feb 2011**

Site Code **101**

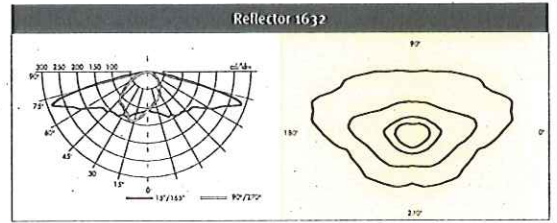

PHOTOMETRY

SAPPHIRE 1 LAMPS - REFLECTORS

| Reflector | Protector: | | High-pressure sodium | | | Metal halide with ceramic arc tube | | Cosmopolis | | |
|---------------------------------|------------|---------|----------------------|------|-------|------------------------------------|-------|------------|------|------|
| | glass | PC/PMMA | 50 W | 70 W | 100 W | 70 W | 100 W | 45 W | 60 W | 90 W |
| 1770 (E27/E40) 1632 (E27/E40) | | | ✓ | ✓ | ✓ | ✓ | ✓ | ✓ | ✓ | ✓ |
| | | | ✓ | ✓ | ✓ | ✓ | ✓ | ✓ | ✓ | ✓ |
| | | | ✓ | ✓ | ✓ | ✓ | ✓ | ✓ | ✓ | ✓ |

E27/E40 G12 PG212

LIGHT DISTRIBUTION

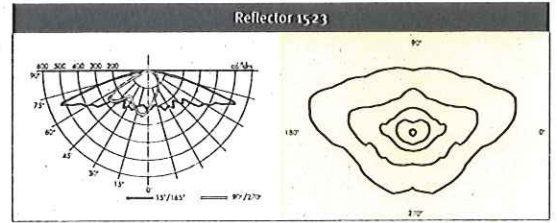
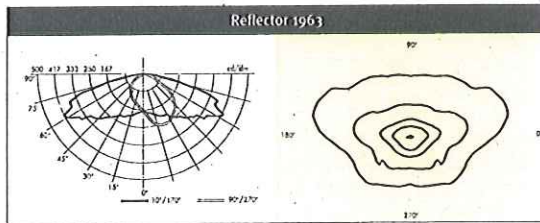


SAPPHIRE 2 LAMPS - REFLECTORS

| Reflector | Protector: | | High-pressure sodium | | | | Metal halide with ceramic arc tube | | | | Cosmopolis | | |
|----------------|------------|----|----------------------|-------|-------|-------|------------------------------------|-------|-------|-------|------------|------|-------|
| | glass | PC | 70 W | 100 W | 150 W | 250 W | 70 W | 100 W | 150 W | 250 W | 60 W | 90 W | 140 W |
| 1963 (E27/E40) | | | ✓ | ✓ | ✓ | ✓ | ✓ | ✓ | ✓ | ✓ | ✓ | ✓ | ✓ |
| | | | ✓ | ✓ | ✓ | ✓ | ✓ | ✓ | ✓ | ✓ | ✓ | ✓ | ✓ |
| 1523 (E27/E40) | | | ✓ | ✓ | ✓ | ✓ | ✓ | ✓ | ✓ | ✓ | ✓ | ✓ | ✓ |

E27/E40 PG212

LIGHT DISTRIBUTION













MAY 2011

2011/129







SAPPHIRE 3 LAMPS - REFLECTORS


| Reflector | Protector | High-pressure sodium | | Metal halide | |
|---|---|---|---|--|--|
| | | 400 W | 600 W | 400 W | |
| 1289  1749  |  |  |  |  | |
| |  | ✓ | ✓ | ✓ | |
| 1869  |  | ✓ | ✓ | ✓ | |
| |  | ✓ | ✓ | ✓ | |

E40

LIGHT DISTRIBUTION



MAY 2011



5m Stepped Colu

Home News & Events Technical Case Studies Gallery About Us nbs Plus Locations

- Luminaires
- Lighting Columns
- High Mast Lighting
- Sports Lighting
- Contracts Division
- Street Furniture
- CCTV Masts
- Antenna Masts
- Wind Turbine Masts
- Solar Panel Masts
- Special Projects
- Vacancies
- Terms & Conditions
- Catalogue

5M Column Options

- FR2505001
- FR2505A01
- FR2505B01
- FR2505B03
- W2505T03
- FR2305701

FR2505001

5m parallel sided column for 76mm Ø post top luminaire or with separate bracket for side entry luminaire.

OPTIONS

- Side entry bracket 0.3-0.75m
- Flanged base FF2505001
- Paint system: see catalogue for paint options
- Floodlight bracket
- Period style decoration
- Flush door FR25050F1
- Security lock

20 MAY 2011

2011 / 12

| FR2505001 | Max Luminaire Weight | Luminaire Maximum Wind Area mSq for Rationalised Wind Loading Factor, Rwf N/mSq | | | |
|----------------------------|----------------------|---|------------|-----------|-------------|
| | | Light 396 | Medium 429 | Heavy 466 | X Heavy 576 |
| Post Top | 40 | 0.55 | 0.50 | 0.45 | 0.33 |
| Single Arm Bracket | | | | | |
| Stub | 20 | 0.59 | 0.53 | 0.47 | 0.35 |
| 0.75 | 20 | 0.25 | 0.24 | 0.22 | 0.17 |
| 0.50 | 20 | 0.39 | 0.36 | 0.33 | 0.25 |
| 0.30 | 20 | 0.48 | 0.43 | 0.38 | 0.28 |
| Double Arm Bracket | | | | | |
| 0.75 | 20 | 0.25 | 0.23 | 0.20 | 0.14 |
| 0.5 | 20 | 0.27 | 0.24 | 0.21 | 0.15 |
| 0.3 | 20 | 0.28 | 0.25 | 0.22 | 0.16 |
| Column Weight: 37Kg | | | | | |

FR2505A01

5m parallel sided column for separate bracket for side entry luminaire.

OPTIONS





