



**ROSSENDALE, PENDLE & BURNLEY
PLAYING PITCH STRATEGY
ASSESSMENT REPORT
SEPTEMBER 2015**

Integrity, Innovation, Inspiration

1-2 Frecheville Court ◀ off Knowsley Street ◀ Bury BL9 0UF
T 0161 764 7040 ◀ **F** 0161 764 7490 ◀ **E** mail@kcp.co.uk ◀ **www.kcp.co.uk**



ROSSENDALE, PENDLE & BURNLEY PLAYING PITCH ASSESSMENT

CONTENTS

ABBREVIATION OF TERMS	1
PART 1: INTRODUCTION AND METHODOLOGY	2
PART 2: FOOTBALL	11
PART 3: THIRD GENERATION TURF (3G) ARTIFICIAL GRASS PITCHES (AGPS).....	45
PART 4: CRICKET	52
PART 5: RUGBY UNION.....	67
PART 6: RUGBY LEAGUE	81
PART 7: HOCKEY	83
PART 8: TENNIS.....	87
PART 9: BOWLS	93
PART 10: OTHER SPORTS	100
APPENDIX 1: SPORTING CONTEXT	102

ROSSENDALE, PENDLE & BURNLEY PLAYING PITCH ASSESSMENT

ABBREVIATION OF TERMS

AGP	Artificial Grass Pitch
3G	Third Generation (artificial turf)
NGB	National Governing Body
FA	Football Association
ECB	England and Wales Cricket Board
EH	England Hockey
RFU	Rugby Football Union
S106	Section 106
FIT	Fields in Trust
GIS	Geographical Information Systems
KKP	Knight, Kavanagh and Page
LDF	Local Development Framework
NPPF	National Planning Policy Framework
FPM	Facilities Planning Model
FE	Further Education
HE	Higher Education
TGR	Team Generation Rate

ROSSENDALE, PENDLE & BURNLEY PLAYING PITCH ASSESSMENT

PART 1: INTRODUCTION AND METHODOLOGY

This is a joint Playing Pitch Assessment Report prepared by Knight Kavanagh & Page (KKP) for the three local authorities of Rossendale, Pendle and Burnley, known collectively as Pennine Lancashire and their partners.

This report presents a supply and demand assessment of playing pitch facilities in accordance with Sport England's Playing Pitch Strategy Guidance: An approach to developing and delivering a playing pitch strategy. It has been followed to develop a clear picture of the balance between the local supply of, and demand for, playing pitches and other outdoor sports facilities.

The guidance details a stepped approach to developing a Playing Pitch Strategy (PPS). These steps are separated into five distinct sections:

- ◀ Stage A: Prepare and tailor the approach (Step 1)
- ◀ Stage B: Gather information and views on the supply of and demand for provision (Steps 2 & 3)
- ◀ Stage C: Assess the supply and demand information and views (Steps 4, 5 & 6)
- ◀ Stage D: Develop the strategy (Steps 7 & 8)
- ◀ Stage E: Deliver the strategy and keep it robust and up to date (Steps 9 & 10)

Stages A to C are covered in this report.

Stage A: Prepare and tailor the approach

Why the PPS is being developed

As outlined by the three local authorities in the preparation stages of the study, the main drivers for undertaking a new Playing Pitch Strategy are:

- ◀ To ensure that the provision of outdoor playing pitches meet the local needs of existing and future residents within the three Local Authority areas.
- ◀ To provide a robust and up-to-date evidence base to support planning policy and to assist in the determination of planning applications.
- ◀ Contribute to the management and protection of existing sport and recreation facilities and assets.
- ◀ To reflect the changes in Sport England requirements for undertaking a Playing Pitch Strategy.

The vision for the Playing Pitch Strategy is:

'To provide an accessible, high quality and sustainable network of sport pitches and other associated outdoor sports facilities, which provide opportunities for participation by all residents at all levels of play from grassroots to elite and maximises opportunities for realising health benefits'.

The key objectives for the Playing Pitch Strategy are:

- ◀ To inform the review of emerging planning policy within the Local Development Frameworks of the participating authorities.
- ◀ To provide adequate planning guidance to assess development proposals affecting playing fields.

ROSSENDALE, PENDLE & BURNLEY PLAYING PITCH ASSESSMENT

- ◀ To inform land use decisions in respect of future use of existing outdoor sports areas and playing pitches within the Study Area.
- ◀ To provide a strategic framework for the provision and management of playing pitches within the Study Area.
- ◀ Support external funding bids and maximise support for playing pitches.
- ◀ To provide the basis for ongoing monitoring and review of the use, distribution, function, quality and accessibility of playing pitches.

Agreed scope

The following types of outdoor sports facilities were agreed by the steering group for inclusion in the Assessment and Strategy:

- ◀ Football pitches
- ◀ Cricket pitches
- ◀ Rugby union pitches
- ◀ Hockey/artificial grass pitches (AGPs)
- ◀ Bowling greens
- ◀ Tennis courts

Management arrangements

A Project Team from the three local authorities has worked with KKP to ensure that all relevant information is readily available and to support the consultants as necessary to ensure that project stages and milestones are delivered on time, within the cost envelope and to the required quality standard to meet Sport England methodology.

Further to this, the Steering Group is and has been responsible for the direction of the PPS from a strategic perspective and for supporting, checking and challenging the work of the project team. The Steering Group is made up of representatives from Sport England and NGBs.

It will be important for the Steering Group to continue once the PPS has been finalised for several reasons, including a continuing responsibility to:

- ◀ Be a champion for playing pitch provision in the area and promote the value and importance of the PPS.
- ◀ Ensure implementation of the PPS's recommendations and action plan.
- ◀ Monitor and evaluate the outcomes of the PPS.
- ◀ Ensure that the PPS is kept up to date and refreshed.

Study area

The local authority boundaries of Rossendale, Pendle & Burnley will provide the geographic scope of the PPS. Sub areas, or analysis areas, have been created to allow a more localised assessment of provision and examination of playing pitch surpluses and deficiencies at a local level.

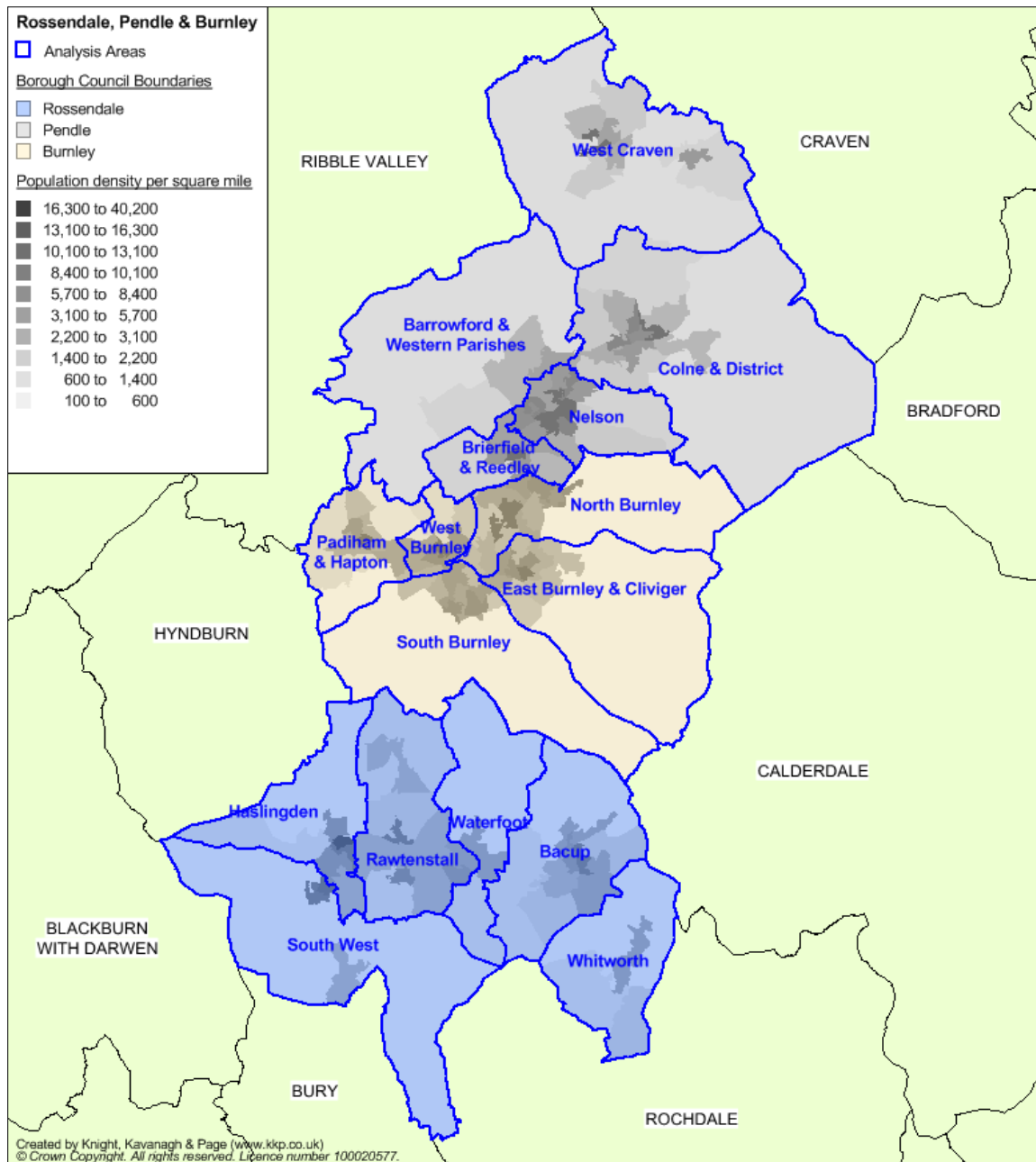
Use of analysis areas also allows local circumstances and issues to be taken into account. Rossendale is divided into six analysis areas, Pendle into five and Burnley into five:

ROSSENDALE, PENDLE & BURNLEY PLAYING PITCH ASSESSMENT

Local authority	Analysis area	Ward	
Rossendale	Bacup	Stacksteads	
		Irwell	
		Greensclough	
	Haslingden	Worsley	
		Greenfield	
	Rawtenstall	Goodshaw	
		Cribden	
		Longholme	
		Hareholme	
	South West	Helmshore	
		Eden	
	Waterfoot	Whitewell	
	Whitworth	Facit & Shawforth	
		Healey & Whitworth	
Pendle	Barrowford & Western Parishes	Barrowford	
		Old Laund Booth	
		Higham & Pendleside	
		Blacko & Higherford	
	Brierfield & Reedley	Brierfield	
		Reedley	
	Colne & District	Waterside	
		Boulsworth	
		Horsfield	
		Vivary Bridge	
		Foulridge	
	Nelson	Whitefield	
		Walverden	
		Bradley	
		Marsden	
		Southfield	
		Clover Hill	
	West Craven	Earby	
		Craven	
		Coates	
	Burnley	East Burnley & Cliviger	The Burnley analysis areas are not split by wards but by district boundaries. Visit www.burnley.gov.uk for more information.
		North Burnley	
		Padiham & Hapton	
South Burnley			
West Burnley			

ROSSENDALE, PENDLE & BURNLEY PLAYING PITCH ASSESSMENT

Figure 1.1: Analysis area map



ROSSENDALE, PENDLE & BURNLEY PLAYING PITCH ASSESSMENT

Stage B: Gather information and views on the supply of and demand for provision

It is essential that a PPS is based on the most accurate and up-to-date information available for the supply of and demand for playing pitches. This section provides details about how this information has been gathered for Rossendale, Pendle & Burnley.

Gather supply information and views – an audit of playing pitches

PPS guidance uses the following definitions of a playing pitch and playing field. These definitions are set out by the Government in the 2010 'Town and Country Planning (Development Management Procedure) (England) Order'.¹

- ▶ **Playing pitch** – a delineated area which is used for association football, rugby, cricket, hockey, lacrosse, rounders, baseball, softball, American football, Australian football, Gaelic football, shinty, hurling, polo or cycle polo.
- ▶ **Playing field** – the whole of a site which encompasses at least one playing pitch.

This PPS counts individual grass pitches (as a delineated area) as the basic unit of supply. The definition of a playing pitch also includes artificial grass pitches (AGPs).

Quantity

All playing pitches are included irrespective of ownership, management and use. Playing pitch sites were initially identified using Sport England's Active Places web based database. The Council and NGBs supported the process by checking and updating this initial data. This was also verified against club information supplied by local leagues. For each site the following details were recorded in the project database (which will be supplied as an electronic file):

- ▶ Site name, address (including postcode) and location
- ▶ Ownership and management type
- ▶ Security of tenure
- ▶ Total number, type and quality of pitches

Accessibility

Not all pitches offer the same level of access to the community. The ownership and accessibility of playing pitches also influences their actual availability for community use. Each site is assigned a level of community use as follows:

- ▶ **Available for community use and used** - pitches in public, voluntary, private or commercial ownership or management (including education sites) recorded as being available for hire and currently in use by teams playing in community leagues.
- ▶ **Available but unused** - pitches that are available for hire but are not currently used by teams which play in community leagues; this most often applies to school sites but can also apply to sites which are expensive to hire.
- ▶ **No community use** - pitches which as a matter of policy or practice are not available for hire or use by teams playing in community leagues. This should include professional club pitches along with some semi-professional club pitches where play is restricted to the first or second team.

¹ www.sportengland.org>Facilities and Planning> Planning Applications
September 2015

ROSSENDALE, PENDLE & BURNLEY PLAYING PITCH ASSESSMENT

- ◀ **Lapsed** – pitches that are not being used at all by any users and are not available for community hire either. Once these sites are disused for five or more years they will then be categorised as 'disused sites'.
- ◀ **Disused** - last known use was as a playing field more than five years ago (these fall outside of Sport England's statutory remit but still have to be assessed using the criteria in paragraph 74 of the National Planning Policy Framework).

In addition, there should be a good degree of certainty that the pitch will be available to the community for at least the following three years. A judgement is made based on the information gathered and a record of secured or unsecured community use put against each site.

Quality

The capacity of pitches to regularly provide for competitive play, training and other activity over a season is most often determined by their quality. As a minimum, the quality and therefore the capacity of a pitch affects the playing experience and people's enjoyment of a sport. In extreme circumstances it can result in a pitch being unable to cater for all or certain types of play during peak and off peak times.

It is not just the quality of the pitch itself which has an effect on its capacity but also the quality, standard and range of ancillary facilities. The quality of both the pitch and ancillary facilities will determine whether a pitch is able to contribute to meeting demand from various groups and for different levels and types of play.

The quality of all pitches identified in the audit and the ancillary facilities supporting them are assessed regardless of ownership, management or availability. Along with capturing any details specific to the individual pitches and sites, a quality rating is recorded within the audit for each pitch.

These ratings are used to help estimate the capacity of each pitch to accommodate competitive and other play within the supply and demand assessment.

In addition to undertaking non-technical assessments (using the templates provided within the guidance and as determined by NGBs), users and providers were also consulted on the quality and in some instances the quality rating was adjusted to reflect this.

Gather demand information and views

Presenting an accurate picture of current demand for playing pitches (i.e. recording how and when pitches are used) is important when undertaking a supply and demand assessment. Demand for playing pitches in Rossendale, Pendle & Burnley tends to fall within the following categories:

- ◀ Organised competitive play
- ◀ Organised training
- ◀ Informal play

In addition, unmet and displaced demand for provision is also identified on a sport by sport basis. Unmet demand is defined as the number of additional teams that could be fielded if access to a sufficient number of pitches (and ancillary facilities) was available. Displaced demand refers to teams that are generated from residents of the area but due to any number of factors do not currently play within the area.

ROSSENDALE, PENDLE & BURNLEY PLAYING PITCH ASSESSMENT

Alongside current demand, it is important for a PPS to assess whether the future demand for playing pitches can be met. Using population projections, and proposed housing growth (if available), an estimate can be made of the likely future demand for playing pitches.

Team generation rates are used to provide an indication of how many people it may take to generate a team (by gender and age group), in order to help estimate the change in demand for pitch sports that may arise from any population change in the study area.

Future demand for pitches is calculated by adding the percentage increases, to the ONS population increases in each analysis area. This figure is then applied to the TGRs and is presented on a sport by sport basis within the relevant sections of this report.

Other information sources that were used to help identify future demand include:

- ◀ Recent trends in the participation in playing pitch sports.
- ◀ The nature of the current and likely future population and their propensity to participate in pitch sports.
- ◀ Feedback from pitch sports clubs on their plans to develop additional teams.
- ◀ Any local and NGB specific sports development targets (e.g. increase in participation).

Current and future demand for playing pitches is presented on a sport by sport basis within the relevant sections of this report.

A variety of consultation methods were used to collate demand information about leagues, clubs, county associations and national/regional governing bodies of sport. Face to face consultation was carried out with key clubs from each sport. This allowed for the collection of detailed demand information and an exploration of key issues to be interrogated and more accurately assessed.

For data analysis purposes an online survey was utilised. This was sent to all clubs not covered by face to face consultation.

A variety of consultation methods were used to collate information about leagues, clubs, county associations and national/regional governing bodies of sport. These were as follows:

Consultation summary - methods and response rates

Sport	Total number of clubs	No. of responding clubs	Response rate	Methods of consultation
Football clubs	104	53	51%	Face to Face, Online Survey
Football teams	378	270	72%	
Cricket	28	14	50%	Face to Face, Online Survey
Rugby union	4	4	100%	Face to Face, Online Survey
Rugby league	2	1	50%	Online Survey
Hockey	1	1	100%	Online Survey
Tennis	3	3	100%	Online Survey
Bowls	-	23	-	Online Survey
Schools	14	14	100%	Face to Face, Online Survey

ROSSENDALE, PENDLE & BURNLEY PLAYING PITCH ASSESSMENT

Sport England was also included within the consultation process prior to the project commencing. Issues identified by clubs returning questionnaires were followed up by telephone or face to face interviews.

Stage C: Assess the supply and demand information and views

Supply and demand information gathered within Section B was used to assess the adequacy of playing pitch provision in Rossendale, Pendle & Burnley. It focused on how much use each site could potentially accommodate (on an area by area basis) compared to how much use is currently taking place.

Understand the situation at individual sites

Qualitative pitch ratings are linked to a pitch capacity rating derived from NGB guidance and tailored to suit a local area. The quality and use of each pitch is assessed against the recommended pitch capacity to indicate how many match equivalent sessions per week (per season for cricket) a pitch could accommodate.

This is compared to the number of matches actually taking place and categorised as follows, to identify:

Potential spare capacity: Play is below the level the site could sustain.	
At capacity: Play is at a level the site can sustain.	
Overused: Play exceeds the level the site can sustain.	

Develop the current picture of provision

Once capacity is determined on a site by site basis, actual spare capacity is calculated on an area by area basis via further interrogation of temporal demand. Although this may have been identified, it does not necessarily mean that there is surplus provision. For example, spare capacity may not be available when it is needed or the site may be retained in a 'strategic reserve' to enable pitch rotation to reduce wear and tear.

Capacity ratings assist in the identification of sites for improvement/development, rationalisation, decommissioning and disposal.

Develop the future picture of provision - scenario testing

Modelling scenarios to assess whether existing provision can cater for unmet, displaced and future demand is made after the capacity analysis. This will also include, for example, removing sites with unsecured community use to demonstrate the impact this would have if these sites were to be decommissioned in the future.

ROSSENDALE, PENDLE & BURNLEY PLAYING PITCH ASSESSMENT

Identify the key findings and issues

By completing Steps 1-5 it is possible to identify several findings and issues relating to the supply, demand and adequacy of playing pitch provision in Rossendale, Pendle & Burnley. This report seeks to identify and present the key findings and issues, which should now be checked, challenged and agreed by the Steering Group prior to development of the Strategy (Section D).

The following sections summarise the local administration of the main grass pitch sports in Rossendale, Pendle & Burnley. Each provides a quantitative summary of provision and a map showing the distribution of facilities. It also provides information about the availability of facilities to/for the local community and, the governing body of each sport and regional strategic plan (where they exist). Local league details are provided in order to outline the competitive structure for each sport. The findings of club consultation and key issues for each sport are summarised.

ROSSENDALE, PENDLE & BURNLEY PLAYING PITCH ASSESSMENT

PART 2: FOOTBALL

2.1: Introduction

Lancashire County FA is the primary organisation responsible for the development (and some elements of administration) of football in Burnley, Pendle and Rossendale. It is also responsible for the administration, in terms of discipline, rules and regulations, cup competitions and representative matches, development of clubs and facilities, volunteers, referees, coaching courses and delivering national football schemes.

This section of the report focuses on the supply and demand for grass football pitches. Part 3 captures supply and demand for artificial grass pitches (AGPs). In the future it is anticipated that there will be a growing demand for the use of AGPs for competitive football fixtures, especially to accommodate mini and youth football.

Consultation

In addition to face to face consultation with key football clubs, an electronic survey was sent to all clubs playing in Rossendale, Pendle and Burnley. Contact details were provided by Lancashire County FA, and the invitation to complete the survey was distributed via email. The survey was returned by 53 out of 104 clubs (including face to face interviews) which equates to a club response rate of 51% and a team response rate of 72%.

Key clubs were identified by the FA to be met with for a face-to-face consultation. The following clubs were met with face-to-face:

- ◀ Barrowford Celtic FC
- ◀ Brierfield FC
- ◀ Burnley FC
- ◀ Fulledge Colts FC
- ◀ Padiham FC
- ◀ Padiham Saints FC

In addition, the following leagues were also consulted:

- ◀ Burnley Junior League
- ◀ Burnley Sunday League
- ◀ Pendle Charity Football League

The results of such consultation are used to inform key issues within this section of the report.

2.2: Supply

There are a total of 235 football pitches across the three local authorities, of which 194 are available for community use (presented in Table 2.1). Figure 2.1 identifies all grass football pitches within Rossendale, Pendle and Burnley regardless of community use.

ROSSENDALE, PENDLE & BURNLEY PLAYING PITCH ASSESSMENT

Table 2.1: Summary of grass football pitches available to the community

Analysis area	Available for community use					Totals
	Adult	Youth 11v11	Youth 9v9	Mini 7v7	Mini 5v5	
Rossendale	21	1	8	12	7	49
Pendle	32	-	13	16	4	65
Burnley	35	2	12	18	13	80
Total	88	3	33	46	24	194

The table identifies a large number of adult pitches in comparison to other pitch sizes, which reflects each local authority as the majority of teams use adult pitches. It must be noted, however, that many youth 11v11 teams are using adult pitches, in part due to a lack of youth 11v11 pitches. This goes against the FA youth review and is the case for 25 teams in Rossendale, 27 teams in Burnley and 29 teams in Pendle.

The FA's recommended pitch size for adult football is 110m x 70m. The recommended size of a youth pitch is 100m x 60m for u15s and u16s and 90m x 55m for u13s and u14s. The recommended size for 7v7 pitches is 60m x 40m and for 5v5 pitches it is 40m x 30m.

The table below breaks down the number of pitches available to the community in each local authority by analysis area.

Table 2.2: Summary of grass football pitches by analysis area

Analysis area	Available for community use					Totals
	Adult	Youth 11v11	Youth 9v9	Mini 7v7	Mini 5v5	
Bacup	8	-	3	2	3	16
Haslingden	2	-	1	5	-	8
Rawtenstall	2	1	1	2	-	6
South West	6	-	2	2	1	11
Waterfoot	1	-	-	-	1	2
Whitworth	2	-	1	1	2	6
Rossendale	21	1	8	12	7	49
Barrowford & Western Parishes	4	-	1	4	1	10
Brierfield & Reedley	3	-	-	2	1	6
Colne & District	8	-	3	4	1	16
Nelson	8	-	5	3	1	17
West Craven	9	-	4	3	-	16
Pendle	32	0	13	16	4	65
East Burnley & Cliviger	18	-	3	-	4	25
North Burnley	10	2	7	11	-	30
Padiham & Hapton	7	-	1	1	1	10
South Burnley	-	-	-	-	1	1
West Burnley	-	-	1	6	7	14
Burnley	35	2	12	18	13	80

The audit identifies a current total of 64 grass football pitches within Rossendale across 34 sites. Of these, 49 are available, at some level, for community use. The majority of pitches are found in the Bacup Analysis Area (16) and the South West Analysis Area (11).

ROSSENDALE, PENDLE & BURNLEY PLAYING PITCH ASSESSMENT

In Pendle, a total of 73 grass football pitches are identified, 65 of which are available for community use. The pitches are relatively evenly distributed across the analysis areas, although the Brierfield & Reedley Analysis Area has the least amount of pitches (6). There are no youth 11v11 pitches available to the community.

There are 98 grass football pitches in Burnley, of which 80 are available to the community. The East Burnley & Cliviger (30) and North Burnley (25) analysis areas contains the most pitches, whilst only one pitch is found in the South Burnley Analysis Area.

Lapsed/disused sites

In Rossendale, an adult pitch at Rossendale United FC is disused after the Club folded, with all facilities boarded up and the pitch unmaintained. Ewood Bridge Football Ground and Waterbarn, Stacksteads are also lapsed sites that previously contained football pitches.

Also in Rossendale, pitches at John Street are in a state of disrepair and are no longer maintained, despite demand existing. Whitworth Valley FC previously used the site for youth matches and expresses a desire to use the site in the future.

In Pendle, pitches were previously marked out at Harrison Drive and used regularly by community teams. The land, however, is now maintained just two or three times a year and no pitches are marked out.

All lapsed/disused pitches could be brought back in to use to accommodate any identified shortfalls, if demand exists. Regular maintenance would be required in order to ensure adequate quality.

Casual/recreational sites

Although the Sport England guidance considers only formal, marked out pitches within the supply data there are often additional sites which have a role to play for formal sport. Below is a list of sites which are used on a more casual/recreational basis but are nevertheless important sites for users:

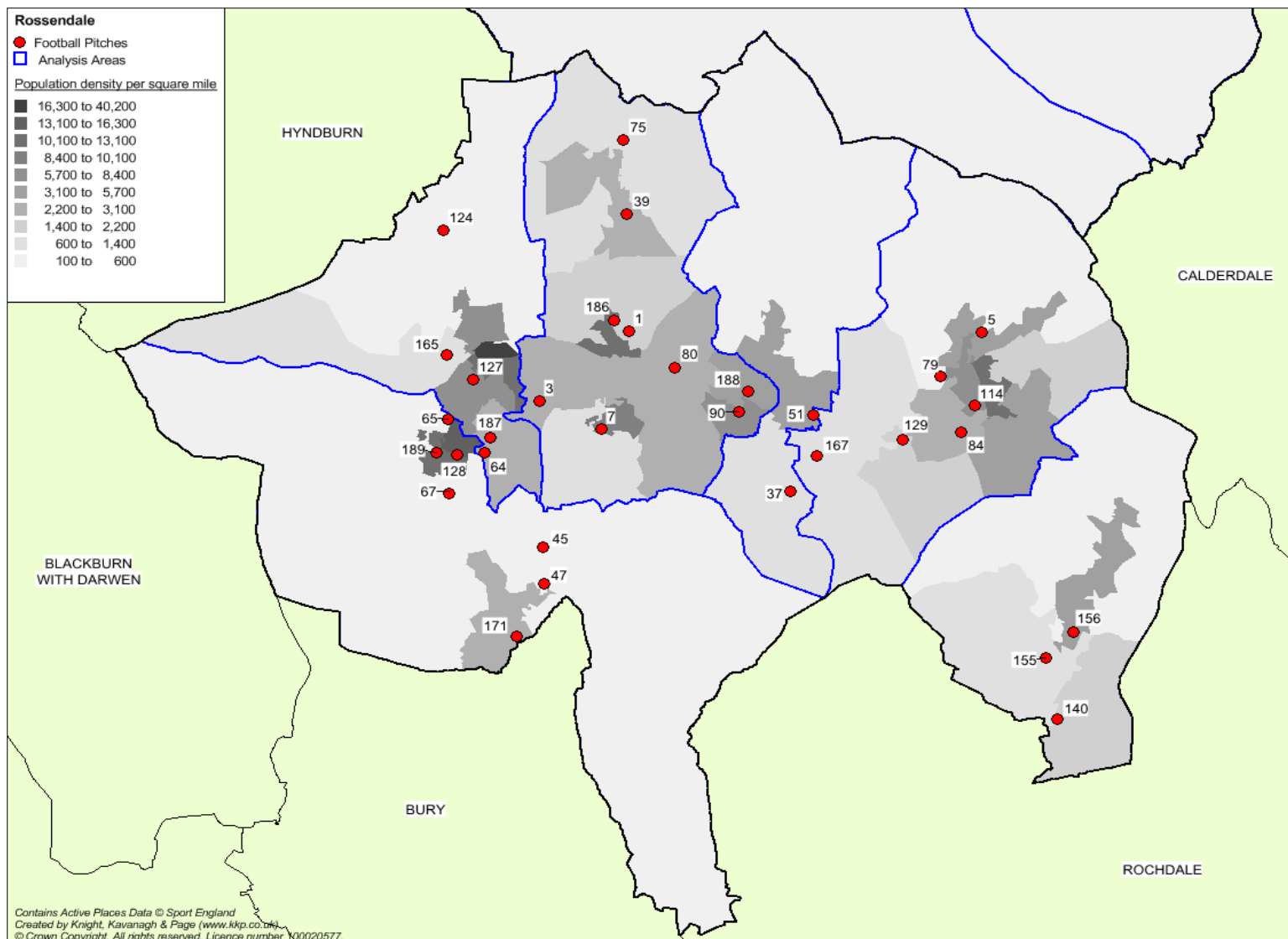
- ◀ Oak Street, Whitworth – Mini pitch
- ◀ Turn Recreation Ground- Mini Pitch
- ◀ Chatterton Recreation Ground-Mini Pitch

Development plans

There are potential plans in place to reconfigure the pitch layout at Haslingden Sports Centre. Currently there are five adult, two youth and two mini pitches, all assessed as poor quality. The adult pitches are particularly underused and evidence suggests that reconfiguring these to accommodate mini and youth football would better service the area. As the adult pitches are poor quality (capacity of five matches), reconfiguring to say three adult pitches but improving to standard quality would give capacity of six matches and therefore adult capacity would also be improved at the site.

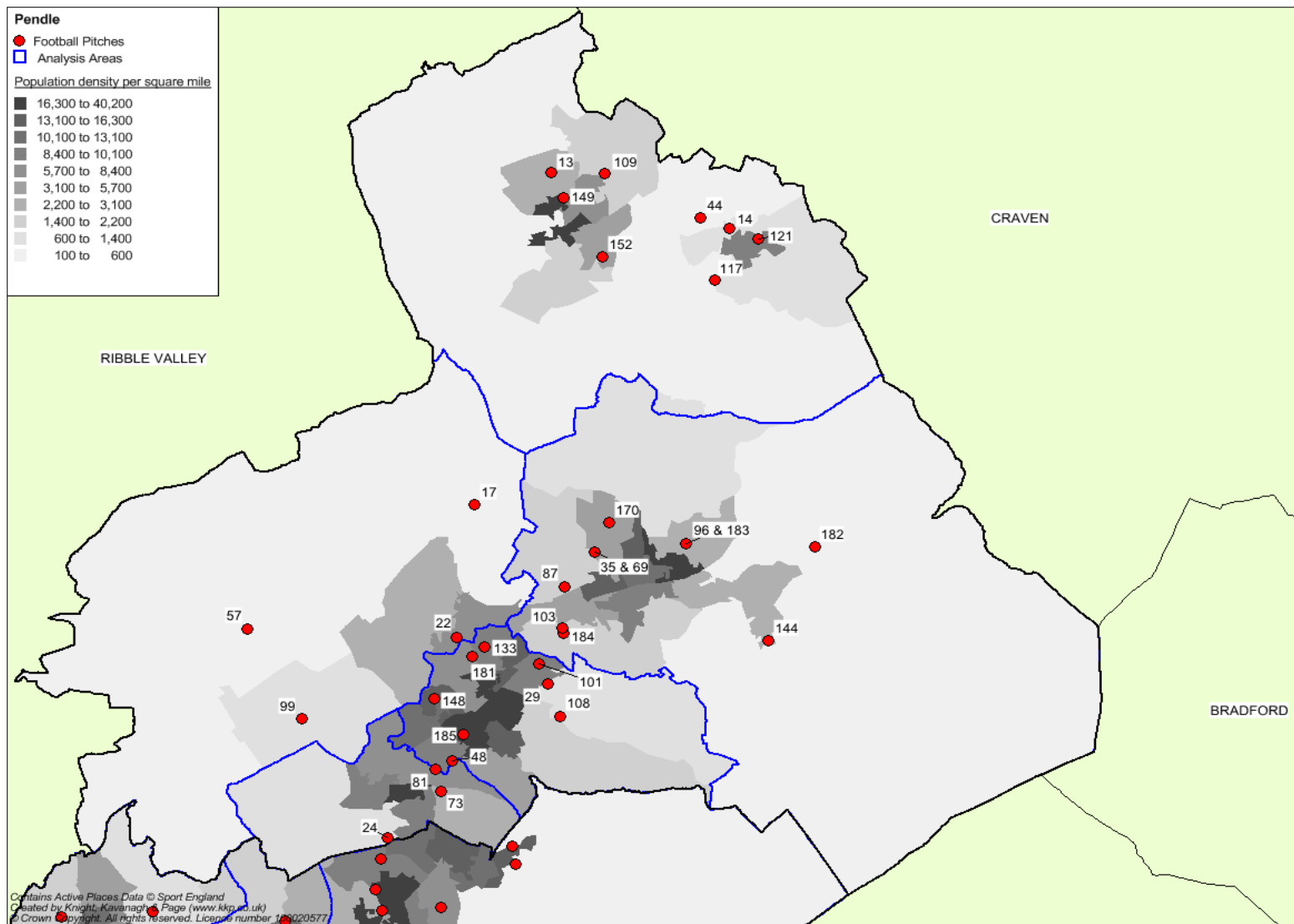
ROSSENDALE, PENDLE & BURNLEY PLAYING PITCH ASSESSMENT

Figure 2.1: Location of all football pitches in Rossendale



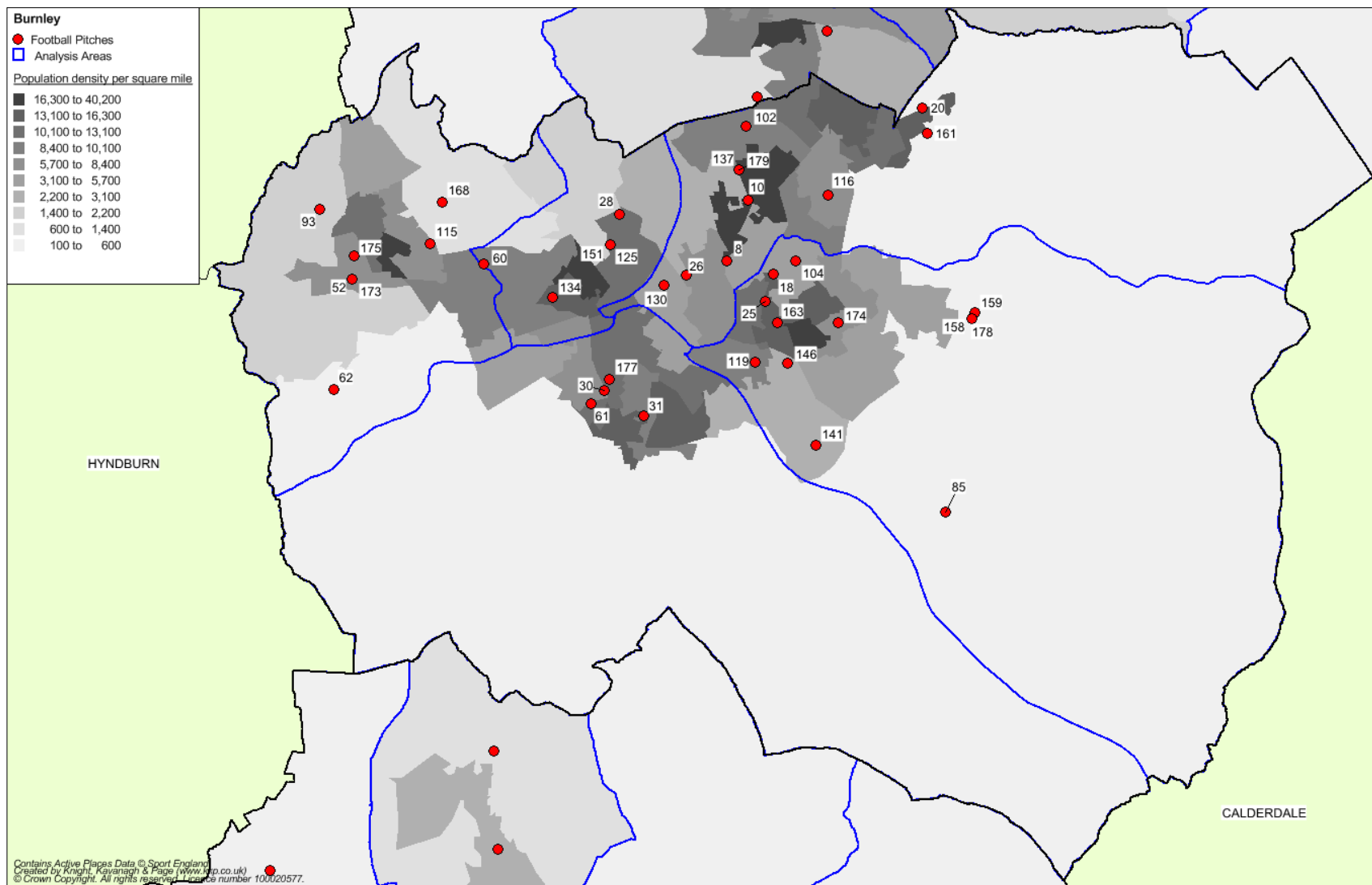
ROSSENDALE, PENDLE & BURNLEY PLAYING PITCH ASSESSMENT

Figure 2.2: Location of all football pitches in Pendle



ROSSENDALE, PENDLE & BURNLEY PLAYING PITCH ASSESSMENT

Figure 2.3: Location of all football pitches in Burnley



ROSSENDALE, PENDLE & BURNLEY PLAYING PITCH ASSESSMENT

Pitch quality

The quality of football pitches in Rossendale, Pendle and Burnley has been assessed via a combination of site visits (using non-technical assessments as determined by The FA) and user consultation to reach and apply an agreed rating as follows:

- ◀ Good
- ◀ Standard
- ◀ Poor

Pitch quality primarily influences the carrying capacity of a site; often pitches lack the drainage and maintenance necessary to sustain levels of use. It is likely that pitches which receive little to no ongoing repair or post-season remedial work will be assessed as poor, therefore limiting the number of games able to take place each week without it having a detrimental effect on quality. Conversely, well maintained pitches which are tended to regularly are likely to be of a higher standard and capable of taking a number of matches without a significant reduction in surface quality.

Private sites (e.g. sports clubs) typically offer better quality facilities than Council parks/playing fields and school pitches. In general, such sports clubs tend to have dedicated ground staff or volunteers working on pitches and the fact that they are often secured by fencing prevents unofficial use. The maintenance of Council sites tends to be less frequent and unofficial use of these sites can further exacerbate quality issues.

The percentage parameters used for the non-technical assessments were as follows; Good (>80%), Standard (50-80%), Poor (<50%). The final quality ratings assigned to the sites also take into account the user quality ratings gathered from consultation.

In total, 38 pitches are assessed as good quality, 89 as standard quality and 67 are deemed to be poor quality.

Table 2.3: Pitch quality assessments in Rossendale (community use pitches)

Local authority	Adult pitches			Youth pitches			Mini pitches		
	Good	Standard	Poor	Good	Standard	Poor	Good	Standard	Poor
Rossendale	2	10	9	-	4	5	-	13	6
Pendle	10	15	7	2	4	7	4	9	7
Burnley	9	10	16	4	9	1	7	15	9
Total	21	35	32	6	17	13	11	37	22

In Rossendale, there are two pitches assessed as good quality, 27 as standard and 20 as poor. In Pendle, there are 16 pitches assessed as good quality, 28 as standard quality and 21 as poor quality. In Burnley, a total of 20 pitches are assessed as good quality, 34 as standard quality and 26 as poor quality. The table below highlights sites containing poor pitches within each local authority.

Table 2.4: Sites containing poor quality pitches

Rossendale	Pendle	Burnley
Edenfield Rec	Goldshawbooth Playing Fields	Fenny Fold Playing Fields
Haslingden Sports Centre	Park High School	Hapton Rec
Maden Rec	Primet High School	Mount Lane

ROSSENDALE, PENDLE & BURNLEY PLAYING PITCH ASSESSMENT

Rossendale	Pendle	Burnley
St Peters Playing Fields Stacksteads Rec	Swinden Playing Fields Trawden Rec West Craven High School	Queens Park Stonyholme Rec Towneley Park

In general, league and club consultation indicates pitch quality has either remained the same or worsened when compared to the previous season. Whilst 11% of clubs indicate that pitch quality has improved, 27% state that quality has reduced, which is generally attributed to basic maintenance regimes and wet winters.

The majority of sites managed by the Council receive a basic level of maintenance that is restricted to grass cutting and seeding, with budgets not allowing for any further level of upkeep. The majority of pitches within schools also receive basic maintenance, which in most cases is contracted to an external company or handled by the Council. Maintenance of pitches at club sites varies; some clubs hire dedicated ground staff whilst others depend on remedial work by volunteers that is often limited by cost and a lack of specialised equipment.

Specific comments relating to the pitch conditions at individual sites can be seen in the table below. The comments are a combination of club and league feedback and site assessment information.

Table 2.5: Site specific comments

Site	Local authority	User comments
Fennyfold Playing Fields	Burnley	Mini pitch is severely sloped and the grass is considered too long.
Habergham	Burnley	Good condition overall but some mole hills are present, as is dog fouling.
Mount Lane	Burnley	Grass too long, difficult to see line markings and weeds are present.
Towneley Park	Burnley	Reported as poor quality by many clubs, specifically relating to poor drainage and poor maintenance.
Beverley Playing Fields	Pendle	Poor grass coverage and some drainage issues. Worn line markings.
Bullholme Playing Fields	Pendle	Suffers from poor drainage
Holt House Playing Fields	Pendle	Poor grass coverage, especially in high traffic areas such as goalmouths and the centre circle. Goalposts are an incorrect size.
John Bradley Playing Fields	Pendle	Severe drainage issues.
Park High School	Pendle	Drainage is poor, resulting in the School using offsite pitches.
Ringstone Crescent	Pendle	Poor grass coverage, high levels of dog fouling and poor drainage.
Swinden Playing Fields	Pendle	High levels of unofficial use and poor drainage.
Victory Park	Pendle	It is reported by Sacred Heart United FC that the pitch is uneven and poorly maintained.
Edenfield Rec	Rossendale	Grass too long and severe drainage issues. Slopes touchline to touchline.

ROSSENDALE, PENDLE & BURNLEY PLAYING PITCH ASSESSMENT

Site	Local authority	User comments
Haslingden Sports Centre	Rossendale	Haslingden Juniors FC reports that drainage is an issue, resulting in two pitches being unusable for the majority of last season. Some pitches are very uneven and therefore dangerous.
Loveclough Rec	Rossendale	Grass too long and suffers from poor drainage.
Maden Rec	Rossendale	Some pitches are sloped and drainage is poor.
Stacksteads Rec	Rossendale	Stacksteads St Joseph's FC report that dog fouling and unofficial use of the site is a big issue.

Over marked pitches

Over marking can cause notable damage to surface quality and lead to use that is beyond recommended capacity (overuse). In some cases mini and/or youth pitches are marked onto senior pitches or mini matches are played widthways across adult or youth pitches. This can lead to targeted areas of surface damage because of the large volume of play focused on high traffic areas, particularly the middle third of pitches. Over marking not only influences available capacity, it may also cause logistical issues in respect of kick off times; for example, when two teams of differing age formats are due to play at the same site at the same time.

In addition, a number of football pitches are marked onto or overlapping cricket outfield, which can create availability issues at multi-sport sites as the cricket season begins in April when the football season is still ongoing and the football season begins in August as cricket fixtures are still being played.

Ancillary facilities

Changing facilities are generally viewed as being adequate by clubs with 36% rating provision as good and a further 33% rating provision as standard. However, 31% of clubs deem changing accommodation to be poor and a further six clubs report not having access to changing facilities at all.

The majority of facilities described as poor by users have dated facilities that are small and do not provide enough rooms in relation to the number of pitches on site. Facilities receiving a poor rating from clubs are shown in the table below.

Table 2.7: Sites containing poor quality changing facilities as highlighted by clubs

Rossendale	Pendle	Burnley
The Glen	Colne FC XLCR Stadium Sough Park Victory Park	Bank Hall Fennyfold Playing Fields Queens Park Towneley Park

Security of tenure

Tenure of sites across Rossendale, Pendle and Burnley is generally secure i.e. through a long term lease or a guarantee that the pitch will continue to be provided over the next three years.

ROSSENDALE, PENDLE & BURNLEY PLAYING PITCH ASSESSMENT

The following clubs have a lease agreement in place at their home ground (in brackets):

- ◀ Bacup Borough FC (Bacup Borough Football Club)
- ◀ Briercliffe Rovers JFC (Queen Street Rec)
- ◀ Colne FC (XLCR Stadium)
- ◀ Haslingden St Mary's FC (South Shore Street)
- ◀ Padiham FC (The Arbores)

Of these, Padiham FC, Haslingden St Mary's FC and Colne FC have lease arrangements which expire within the next 25 years. It is recommended that these leases are extended in order to provide the clubs with greater security of tenure and to also help the clubs with funding opportunities.

In addition, Whitworth Valley FC is in discussions with Rossendale Council in order to acquire its home ground (Whitworth Valley Football Club) on a 25 year lease.

Further to this Earby Town FC, Barnoldswick Town FC and Colne FC also report aspirations to acquire land on long term leases.

Tenure of some sites does remain unsecure, notably at schools and academies which state their own policies and are more likely to restrict levels of community use. This is the case at All Saints RC School and Bacup and Rawtenstall Grammar School, for example.

Football pyramid demand

There are seven clubs across Rossendale, Pendle and Burnley that play within the football pyramid:

- ◀ Burnley FC – Step 1
- ◀ Barnoldswick Town FC – Step 5
- ◀ Colne FC – Step 5
- ◀ Nelson FC – Step 5
- ◀ Padiham FC – Step 5
- ◀ Bacup Borough FC – Step 6
- ◀ Burnley United FC – Step 7

Clubs within the step system must adhere to ground requirements set out by the FA. The higher the level of football played the higher the requirements. Clubs cannot progress into the league/step above if their ground does not meet the correct specifications. Ground grading assesses grounds from A to H, with 'A' being the requirements for Step 1 clubs and 'H' being the requirement for Step 7 clubs.

Although all clubs within Rossendale, Pendle and Burnley currently meet the requirements of their leagues, the majority would need to make significant ground improvements, or potentially move sites, in order to progress up through the pyramid.

ROSSENDALE, PENDLE & BURNLEY PLAYING PITCH ASSESSMENT

2.3: Demand

Through the audit and assessment a total of 101 clubs containing 378 teams were identified as playing within Rossendale, Pendle and Burnley. This consists of 110 men's teams, eight women's teams, 125 youth boys' teams, 11 youth girls' teams and 124 mini soccer teams.

Table 2.8: Summary of competitive teams

Analysis area	No. of teams playing					Total
	Adult	Youth 11v11	Youth 9v9	Mini 7v7	Mini 5v5	
Burnley	46	33	20	31	29	159
Pendle	52	29	16	19	22	138
Rossendale	20	25	13	12	11	81
Total	118	87	49	62	62	378

The table below breaks down the number of teams in each local authority by analysis area.

Table 2.9: Summary of competitive teams by analysis area

Analysis area	No. of teams playing					Totals
	Adult	Youth 11v11	Youth 9v9	Mini 7v7	Mini 5v5	
Bacup	4	14	6	7	6	37
Haslingden	4	8	5	5	5	27
Rawtenstall	3	-	-	-	-	3
South West	1	1	-	-	-	2
Waterfoot	5	-	-	-	-	5
Whitworth	3	2	2	-	-	7
Rossendale	20	25	13	12	11	81
Barrowford & Western Parishes	9	8	-	6	8	31
Brierfield & Reedley	3	5	-	2	4	14
Colne & District	12	5	7	5	1	30
Nelson	13	6	7	2	5	33
West Craven	15	5	2	4	4	30
Pendle	52	29	16	19	22	138
East Burnley & Cliviger	20	17	4	2	2	45
North Burnley	19	7	7	11	7	51
Padiham & Hapton	7	9	4	6	4	30
South Burnley	-	-	-	-	-	0
West Burnley	-	-	5	12	16	33
Burnley	46	33	20	31	29	159

There are 81 teams playing in Rossendale, of which, there are 20 adult teams, 38 youth teams and 23 mini teams. The majority of teams play in the Bacup (32) and Haslingden (27) analysis areas.

ROSSENDALE, PENDLE & BURNLEY PLAYING PITCH ASSESSMENT

In Pendle, a total of 138 teams are recorded. Of these, there are 52 adult teams, 45 youth teams and 41 mini teams. The teams are distributed relatively evenly across the Barrowford & Western Parishes (31), Colne & District (30), Nelson (33) and West Craven (30) analysis areas. The Brierfield & Reedley analysis area (14) has substantially less teams in comparison.

In Burnley there are 159 teams, consisting of 46 adult teams, 53 youth teams and 60 mini teams. The North Burnley Analysis Area (51) and the East Burnley & Cliviger Analysis Area (45) contain the most teams. No teams are recorded as playing in the South Burnley Analysis Area.

Clubs that responded to the online survey were asked whether there had been a change in the number of teams over the previous three years. The response rates for those which answered those relevant questions can be seen in the table below:

Table 2.10: Change in the number of teams over the previous three years

Team type	Clubs response		
	Increased	Decreased	Stayed the same
Adult	21%	13%	66%
Youth	25%	9%	66%
Mini	37%	2%	61%

The highest increase in teams is seen in mini soccer, with 37% of clubs reporting an increase over the last three years and only 2% reporting a decrease. Likewise, 25% of clubs report an increase in youth teams whilst 9% report a decrease.

It would be expected that an increase in mini and youth teams would translate into more adult teams; however, this is not always the case. Although more clubs (21%) report an increase in adult teams over the previous three years than those which report a decrease (13%), these figures do not take into account the high number of adult-only clubs that have folded during this time.

A decrease of adult teams coincides with a national trend of players opting to play small sided versions of the game instead. The way in which people, especially adult men, want to play football is changing. People want to be able to fit it into busy lifestyles and the small sided formats and shorter games allow players to do this without giving up their weekends. If this trend continues there is likely to be demand for more access to 3G pitches.

Despite this, the majority of adult leagues consulted report intentions to grow participation in the future. Of particular note is the Pendle Charity League, which states plans to increase its number of teams from 23 teams competing in two divisions to at least 40 teams competing in four divisions by 2018. The League expects this to happen through increased advertising and through work with local pubs.

Unmet demand

Unmet demand is existing demand that is not getting access to pitches. It is usually expressed, for example, when a team is already training but is unable to access a match pitch, or when a league has a waiting list due to a lack of pitch provision.

ROSSENDALE, PENDLE & BURNLEY PLAYING PITCH ASSESSMENT

No clubs across Rossendale, Pendle and Burnley report unmet demand in relation to a lack of pitches, however, a lack of suitable training facilities and a lack of coaches are cited as reasons preventing teams from playing competitive matches.

Latent demand

During the consultation process a number of clubs identify that if more pitches were available at their home ground or in the local area, they could develop more teams in the future (latent demand). The table below highlights latent demand expressed by the clubs that could *potentially* be fielded if more pitches were available.

Table 2.11: Summary of latent demand expressed by clubs

Club	Latent demand	Local authority	Analysis area	Match sessions	Pitch type
Burnley United FC	1 x Youth	Burnley	North Burnley	0.5	Youth 11v11
Burnley Wolves FC	1 x Adult 1 x Youth	Burnley	East Burnley & Cliviger	0.5 0.5	Adult Youth 11v11
Craven Heifer FC	1 x Adult	Burnley	East Burnley & Cliviger	0.5	Adult
General Williams FC	1 x Adult	Burnley	East Burnley & Cliviger	0.5	Adult
Hapton FC	1 x Adult 1 x Youth	Burnley	Padiham & Hapton	0.5 0.5	Adult Youth 11v11
Padiham Saints JFC	1 x Adult 2 x Youth 2 x Mini	Burnley	Padiham & Hapton	0.5 0.5 0.5 0.5	Adult Youth 11v11 Youth 9v9 Mini 7v7 Mini 5v5
AFC Veterans	1 x Adult	Pendle	Barrowford & Western Parishes	0.5	Adult
Barrowford Celtic FC	1 x Adult 2 x Youth 2 x Mini	Pendle	Barrowford & Western Parishes	0.5 0.5 0.5 0.5	Adult Youth 11v11 Youth 9v9 Mini 7v7 Mini 5v5
Colne United FC	1 x Adult	Pendle	Nelson	0.5	Adult
Colne FC	1 x Adult 1 x Youth	Pendle	Colne & District	0.5 0.5	Adult Youth 11v11
Paak United FC	1 x Adult	Pendle	West Craven	0.5	Adult
Trawden Celtic Juniors FC	1 x Adult 2 x Youth 2 x Mini	Pendle	Colne & District	0.5 0.5 0.5 0.5	Adult Youth 11v11 Youth 9v9 Mini 7v7 Mini 5v5
Rossendale United JFC	3 x Youth 3 x Mini	Rossendale	Bacup	1 0.5 1 0.5	Youth 11v11 Youth 9v9 Mini 7v7 Mini 5v5
Whitworth Valley FC	2 x Adult 1 x Youth 2 x Mini	Rossendale	Whitworth	1 0.5 0.5 0.5	Adult Youth 11v11 Mini 7v7 Mini 5v5

ROSSENDALE, PENDLE & BURNLEY PLAYING PITCH ASSESSMENT

Club	Latent demand	Local authority	Analysis area	Match sessions	Pitch type
Totals				6	Adult
				5	Youth 11v11
				2	Youth 9v9
				3	Mini 7v7
				2.5	Mini 5v5

Of the clubs which quantify their latent demand, there is demand amounting to 12 adult, 14 youth and 11 mini teams. Broken down, this equates to latent demand totalling five adult, five youth and two mini teams in Burnley, five adult, five youth and four mini teams in Pendle and two adult, four youth and five mini teams in Rossendale.

Sport England's Market Segmentation Tool enables analysis of 'the percentage of adults that would like to participate in football but are not currently doing so'. The tool identifies latent demand of 927 people in Burnley, 969 people in Pendle and 681 people in Rossendale.

Displaced demand

Displaced demand refers to teams that are currently accessing pitches for their home fixtures outside of the area in which they are registered. There are currently four teams registered to Rossendale, Pendle or Burnley that play outside of the three local authorities, however, none of the clubs report a need for the teams to return.

Helmshore Harriers FC and Station FC are registered to Rossendale but have one adult team each which play within Blackburn as part of the Blackburn Sunday League. Similarly, The Oaks FC and Paak United FC are registered to Pendle but each have one adult team playing within Bury and Accrington respectively.

In addition, numerous teams are registered to Rossendale, Pendle or Burnley but play within one of the other two local authorities. This is the case for six Rossendale registered teams, four Pendle registered teams playing and 11 Burnley registered teams. Although the demand remains within one of the local authorities featured in this report, it should still be noted as displaced demand.

Future demand

Future demand can be defined in two ways, through participation increases and using population forecasts.

Population increases

Team generation rates are used below as the basis for calculating the number of teams likely to be generated in the future (2026) based on population growth.

It is predicted that there will be an increase of 15 youth boys' teams across the local authorities, five of which are in each authority.

ROSSENDALE, PENDLE & BURNLEY PLAYING PITCH ASSESSMENT

Table 2.12: Team generation rates in Rossendale

Age group	Current population within age group	Current no. of teams	Team Generation Rate	Future population within age group	Predicted future number of teams	Additional teams that may be generated from the increased population
Adult Men (16-45)	12,626	19	1:665	12,900	19.4	0.4
Adult Women (16-45)	13,124	1	1:13,124	12,943	1.0	0
Youth Boys (10-15)	2,481	36	1:69	2,852	41.4	5.4
Youth Girls (10-15)	2,342	2	1:1,171	2,804	2.4	0.4
Mini-Soccer Mixed (6-9)	3,298	23	1:143	3,361	23.4	0.4

Table 2.13: Team generation rates in Pendle

Age group	Current population within age group	Current no. of teams	Team Generation Rate	Future population within age group	Predicted future number of teams	Additional teams that may be generated from the increased population
Adult Men (16-45)	17,244	50	1:345	17,192	49.8	0
Adult Women (16-45)	17,307	2	1:8654	16,993	2.0	0
Youth Boys (10-15)	3,201	42	1:76	3,629	47.6	5.6
Youth Girls (10-15)	3,080	3	1:1027	3,355	3.3	0.3
Mini-Soccer Mixed (6-9)	4,537	41	1:111	4,442	40.1	0

Table 2.14: Team generation rates in Burnley

Age group	Current population within age group	Current no. of teams	Team Generation Rate	Future population within age group	Predicted future number of teams	Additional teams that may be generated from the increased population
Adult Men (16-45)	16,529	41	1:403	16,029	39.8	0
Adult Women (16-45)	16,717	5	1:3,343	16,009	4.8	0
Youth Boys (10-15)	3,111	47	1:66	3,445	52.0	5
Youth Girls (10-15)	2,779	6	1:463	3,192	6.9	0.9
Mini-Soccer Mixed (6-9)	4,299	60	1:72	4,180	58.3	0

ROSSENDALE, PENDLE & BURNLEY PLAYING PITCH ASSESSMENT

Participation increases

A number of clubs report plans to increase the number of teams they provide. Latent demand highlighted earlier in the report has been discounted from the table below, as it is presumed to be included in future growth.

Table 2.15: Potential team increases identified by clubs

Club	Future demand	Local authority	Analysis area	Match sessions	Pitch type
Burnley Girls & Ladies FC	2 x Mini	Burnley	East Burnley & Cliviger	0.5 0.5	Mini 7v7 Mini 5v5
Burnley Wolves FC	1 x Adult 3 x Youth 2 x Mini	Burnley	East Burnley & Cliviger	0.5 1 0.5 0.5	Adult Youth 11v11 Youth 9v9 Mini 7v7 Mini 5v5
Hapton FC	1 x Youth	Burnley	Padiham & Hapton	0.5	Youth 11v11
Padiham Saints JFC	1 x Adult 1 x Youth 1 x Mini	Burnley	Padiham & Hapton	0.5 0.5 0.5	Adult Youth 11v11 Mini 7v7
Turf Tigers FC	1 x Youth 1 x Mini	Burnley	North Burnley	0.5 0.5	Youth 11v11 Mini 7v7
Rosegrove Tate Oil FC	4 x Mini	Burnley	West Burnley	1 1	Mini 7v7 Mini 5v5
Briercliffe Rovers JFC	1 x Mini	Burnley	North Burnley	0.5	Mini 7v7
Barnoldswick Town JFC	1 x Adult 1 x Youth 3 x Mini	Pendle	West Craven	0.5 0.5 1 0.5	Adult Youth 11v11 Mini 7v7 Mini 5v5
Barrowford Celtic FC	2 x Adult 6 x Youth 2 x Mini	Pendle	Barrowford & Western Parishes	1 1.5 1.5 0.5 0.5	Adult Youth 11v11 Youth 9v9 Mini 7v7 Mini 5v5
Burnley Belvedere FC	3 x Youth	Pendle	Brierfield & Reedley	1 0.5	Youth 11v11 Youth 9v9
Pendle FC	1 x Adult	Pendle	Barrowford & Western Parishes	0.5	Adult
Bacup Borough FC	2 x Youth	Rossendale	Bacup	0.5 0.5	Youth 11v11 Youth 9v9
Rossendale United JFC	4 x Mini	Rossendale	Bacup	1 1	Mini 7v7 Mini 5v5
Whitworth Valley FC	1 x Adult 1 x Youth 1 x Mini	Rossendale	Whitworth	0.5 0.5 0.5	Adult Youth 11v11 Mini 7v7
Totals				3.5	Adult
				6.5	Youth 11v11
				3	Youth 9v9
				6.5	Mini 7v7
				4	Mini 5v5

ROSSENDALE, PENDLE & BURNLEY PLAYING PITCH ASSESSMENT

Of the clubs which quantify their future demand, there is demand amounting to seven adult, 19 youth and 21 mini teams. This equates to latent demand totalling two adult, six youth and 11 mini teams in Burnley, four adult, 10 youth and five mini teams in Pendle and one adult, three youth and five mini teams in Rossendale.

2.4: Capacity analysis

The capacity for pitches to regularly provide for competitive play, training and other activity over a season is most often determined by quality. As a minimum, the quality and therefore the capacity of a pitch affects the playing experience and people's enjoyment of playing football. In extreme circumstances it can result in the inability of the pitch to cater for all or certain types of play during peak and off peak times. Pitch quality is often influenced by weather conditions and drainage.

As a guide, The FA has set a standard number of matches that each grass pitch type should be able to accommodate without adversely affecting its current quality (pitch capacity). Taking into consideration the guidelines on capacity the following ratings were across Rossendale, Pendle and Burnley:

Adult pitches		Youth pitches		Mini pitches	
Pitch quality	Matches per week	Pitch quality	Matches per week	Pitch quality	Matches per week
Good	3	Good	4	Good	6
Standard	2	Standard	2	Standard	4
Poor	1	Poor	1	Poor	2

Table 2.17 applies the above pitch ratings against the actual level of weekly play recorded to determine a capacity rating as follows:

Potential capacity	Play is below the level the site could sustain
At capacity	Play matches the level the site can sustain
Overused	Play exceeds the level the site can sustain

Education sites

To account for curricular/extra-curricular use of education pitches an adjustment of the carrying capacity at such sites is required. The only time this would not happen is when a school does not use its pitches at all and the sole use is community. As this is not the case at any of the secondary schools across Rossendale, Pendle and Burnley, capacity has been reduced by one match equivalent session per pitch to account for school use. The same also applies to colleges across the three local authorities.

Capacity of primary and special schools has not been adjusted except for at sites where the School has quantified school use for matches/curriculum use.

Peak time

The peak time varies for different pitch types. The table below identifies whether or not spare capacity can actually be considered as such, based on whether pitches are available at peak time.

Based on current demand, peak time for each pitch type is considered to be Sunday am.

ROSSENDALE, PENDLE & BURNLEY PLAYING PITCH ASSESSMENT

Table 2.16: Spare capacity in the peak period

Pitch type	Peak time	Comments
Adult	Sunday AM	<p>The peak time at which adult teams access pitches is Saturday PM, however, due to demand from youth teams, peak time demand for adult pitches is considered to be Sunday AM.</p> <p>In total, 80 teams access adult pitches on Sunday morning, 55 of which are youth teams. This compares to 52 teams which access adult pitches on Saturday afternoons, of which only one is a youth team.</p> <p>It must therefore be noted that, although peak time for adult pitches is currently considered to be Sunday AM, removing all youth teams from adult pitches (in line with the FA Youth Review) would result in peak time demand becoming Saturday PM.</p>
Youth 11v11	Sunday AM	<p>There are currently only two teams accessing youth 11v11 pitches for matches, one of which plays Sunday AM and one of which plays Sunday PM.</p> <p>Due to a recommendation that all youth 11v11 teams are transferred from adult pitches onto youth 11v11 pitches, peak time demand for youth 11v11 pitches is considered to be Sunday AM.</p> <p>In total, 53 youth 11v11 teams play Sunday AM, 13 play Sunday PM, 17 play Saturday AM, one plays Sunday PM and two play mid-week.</p>
Youth 9v9	Sunday AM	<p>The majority of 9v9 teams compete in the North Valley & Burnley Unity League or the East Lancashire Football Association, both of which are generally played on Sunday mornings. As a result, peak time demand for access to 9v9 pitches is Sunday AM.</p> <p>In total, 306 9v9 teams play at this time, compared to 10 playing Saturday AM and eight playing Sunday PM.</p>
Mini 7v7	Sunday AM	<p>In total, 42 7v7 teams play Sunday AM, compared to 16 playing Saturday AM and four playing Sunday PM. Subsequently, peak time demand for access to 7v7 pitches is considered to be Sunday AM.</p>
Mini 5v5	Sunday AM	<p>Of the 62 5v5 teams, 38 play on Sunday mornings, 14 play on Saturday mornings and 10 play on Sunday afternoons. Peak time demand for access to mini pitches is therefore Sunday AM.</p>

ROSSENDALE, PENDLE & BURNLEY PLAYING PITCH ASSESSMENT

Table 2.17: Grass football pitch capacity analysis

Site ID	Site name	Available for community use?	Type of tenure ²	Management	Local authority	Analysis area	Pitch type	Pitch size	Agreed quality rating	No. of pitches	Current play	Site capacity	Overused (+), At Capacity (!) or Potential to Accommodate additional play (-)	Pitches available in peak period
8	Bank Hall	Yes	Secured	Council	Burnley	North Burnley	Adult		Good	1	2.5	3	-0.5	1
10	Barden Lane Athletics Track	Yes	Secured	Council	Burnley	North Burnley	Adult		Good	1	2.5	3	-0.5	1
18	Blessed Trinity School	Yes-unused	Secured	School	Burnley	East Burnley & Cliviger	Adult		Standard	1	0	1	-1	1
18	Blessed Trinity School	Yes-unused	Secured	School	Burnley	East Burnley & Cliviger	Youth	(9v9)	Standard	1	0	1	-1	1
20	Briercliffe Primary School	Yes-unused	Unsecured	School	Burnley	North Burnley	Mini	(7v7)	Standard	1	0	4	-4	1
25	Burnley Cricket Club	Yes	Secured	Club	Burnley	East Burnley & Cliviger	Youth	(9v9)	Standard	1	1.5	2	-0.5	0.5
26	Burnley College	Yes-unused	Secured	College	Burnley	North Burnley	Adult		Good	1	0	2	-2	1
26	Burnley College	Yes-unused	Secured	College	Burnley	North Burnley	Mini	(7v7)	Good	1	0	5	-5	1
28	Calder Park	Yes-unused	Secured	Council	Burnley	West Burnley	Mini	(7v7)	Poor	1	0	2	-2	1
30	Cherryfold Primary School	No	Unsecured	School	Burnley	South Burnley	Youth	(9v9)	Poor	1	0	1	-1	-
31	Christ the King RC Primary School	Yes-unused	Secured	School	Burnley	South Burnley	Mini	(5v5)	Standard	1	0	4	-4	1
52	Fenny Fold Playing Fields	Yes	Secured	Council	Burnley	Padiham & Hapton	Adult		Standard	2	3	3	0	1
52	Fenny Fold Playing Fields	Yes	Secured	Council	Burnley	Padiham & Hapton	Mini	(5v5)	Good	1	2	6	-4	0
52	Fenny Fold Playing Fields	Yes	Secured	Council	Burnley	Padiham & Hapton	Mini	(7v7)	Standard	1	2	4	-2	0
52	Fenny Fold Playing Fields	Yes	Secured	Council	Burnley	Padiham & Hapton	Youth	(9v9)	Standard	1	1	2	-1	1
60	Habergham	Yes	Secured	Council	Burnley	West Burnley	Mini	(5v5)	Standard	4	6.5	12	-5.5	0.5
60	Habergham	Yes	Secured	Council	Burnley	West Burnley	Mini	(7v7)	Standard	2	4	8	-4	0.5
60	Habergham	Yes	Secured	Council	Burnley	West Burnley	Youth	(9v9)	Standard	1	2.5	2	0.5	0
61	Hameldon College	No	Unsecured	College	Burnley	South Burnley	Adult		Standard	1	0	1	-1	-
61	Hameldon College	No	Unsecured	College	Burnley	South Burnley	Mini		Standard	1	0	3	-3	-
62	Hapton Rec	Yes-unused	Secured	Council	Burnley	Padiham & Hapton	Adult		Poor	1	0	1	-1	1
64	Haslingden High School	No	Unsecured	School	Burnley	Haslingden	Adult		Standard	3	0	3	-3	-
64	Haslingden High School	No	Unsecured	School	Burnley	Haslingden	Youth	(9v9)	Standard	1	0	1	-1	-
85	Mount Lane	Yes-unused	Secured	Council	Burnley	East Burnley & Cliviger	Adult		Poor	1	0	1	-1	1
93	Padiham Football Club, The Arbores	Yes	Secured	Club	Burnley	Padiham & Hapton	Adult		Good	1	1.5	3	-1.5	1
99	Pendle Forest	Yes	Secured	Council	Burnley	Barrowford & Western Parishes	Mini	(7v7)	Standard	2	2.5	8	-5.5	1
102	Prarie Fields	Yes-unused	Secured	Council	Burnley	North Burnley	Adult		Good	2	0	6	-6	2
102	Prarie Fields	Yes	Secured	Council	Burnley	North Burnley	Mini	(7v7)	Good	5	5.5	30	-24.5	1
102	Prarie Fields	Yes	Secured	Council	Burnley	North Burnley	Youth	(9v9)	Good	4	3	16	-13	3
104	Queens Park	Yes	Secured	Council	Burnley	East Burnley & Cliviger	Adult		Standard	2	1	3	-2	1
115	Shuttleworth College	Yes-unused	Secured	School	Burnley	Padiham & Hapton	Adult		Good	3	0	6	-6	3
116	Sir John Thursby School	Yes-unused	Secured	School	Burnley	North Burnley	Adult		Standard	2	0	2	-2	2
116	Sir John Thursby School	Yes-unused	Secured	School	Burnley	North Burnley	Mini	(7v7)	Standard	1	0	3	-3	1
119	Springfield Community Primary	Yes-unused	Secured	School	Burnley	East Burnley & Cliviger	Mini	(5v5)	Standard	2	0	8	-8	2
125	St Mary Magdelene RC Primary School	Yes-unused	Unsecured	School	Burnley	West Burnley	Mini	(5v5)	Poor	1	0	2	-2	1
125	St Mary Magdelene RC Primary School	Yes-unused	Unsecured	School	Burnley	West Burnley	Mini	(7v7)	Poor	1	0	2	-2	1
130	Stonyholme Rec Clifton Street	Yes-unused	Secured	Council	Burnley	North Burnley	Adult		Poor	1	0	1	-1	1
134	Sycamore Avenue	Yes	Secured	Council	Burnley	West Burnley	Mini	(5v5)	Standard	1	0.5	4	-3.5	0.5
134	Sycamore Avenue	Yes	Secured	Council	Burnley	West Burnley	Mini	(7v7)	Standard	1	1	4	-3	0
137	Thomas Whittam	Yes	Secured	School	Burnley	North Burnley	Adult		Standard	2	2	2	0	0.5
137	Thomas Whittam	Yes	Secured	School	Burnley	North Burnley	Mini	(7v7)	Standard	2	1.5	6	-4.5	0.5

² Unless local information suggests otherwise it can be assumed that the availability of all pitches in Council, town and parish council and sports club ownership will be secure.

ROSSENDALE, PENDLE & BURNLEY PLAYING PITCH ASSESSMENT

Site ID	Site name	Available for community use?	Type of tenure ²	Management	Local authority	Analysis area	Pitch type	Pitch size	Agreed quality rating	No. of pitches	Current play	Site capacity	Overused (+), At Capacity (!) or Potential to Accommodate additional play (-)	Pitches available in peak period
141	Towneley Park	Yes	Secured	Council	Burnley	East Burnley & Cliviger	Adult		Poor	11	12	11	1	8
141	Towneley Park	Yes	Secured	Council	Burnley	East Burnley & Cliviger	Adult		Standard	3	6.5	6	0.5	1.5
141	Towneley Park	Yes	Secured	Council	Burnley	East Burnley & Cliviger	Mini	(5v5)	Poor	1	1	2	-1	1
146	Unity College School	No	Unsecured	School	Burnley	East Burnley & Cliviger	Adult		Standard	1	0	1	0	-
146	Unity College School	No	Unsecured	School	Burnley	East Burnley & Cliviger	Youth	(9v9)	Standard	2	0	2	-2	-
158	Worsthorne County Primary	Yes-unused	Unsecured	School	Burnley	East Burnley & Cliviger	Youth	(9v9)	Poor	1	0	1	-1	1
159	Worsthorne Rec Lennox St	Yes-unused	Secured	Council	Burnley	East Burnley & Cliviger	Mini	(5v5)	Poor	1	0	2	-2	1
161	Queen Street Rec	Yes	Secured	Council	Burnley	North Burnley	Mini	(7v7)	Standard	1	2	4	-2	0
161	Queen Street Rec	Yes	Secured	Council	Burnley	North Burnley	Youth	(11v11)	Standard	2	1	4	-3	1.5
161	Queen Street Rec	Yes	Secured	Council	Burnley	North Burnley	Youth	(9v9)	Standard	1	0.5	2	-1.5	0.5
163	Turf Moor Stadium	No	Secured	Club	Burnley	East Burnley & Cliviger	Adult		Good	1	0.5	3	-2.5	-
168	Gawthorpe Hall	No	Secured	Council	Burnley	Padiham & Hapton	Adult		Good	3	3.5	9	-5.5	-
168	Gawthorpe Hall	No	Secured	Club	Burnley	Padiham & Hapton	Mini	(7v7)	Good	1	1	6	-5	-
168	Gawthorpe Hall	No	Secured	Club	Burnley	Padiham & Hapton	Youth	(9v9)	Good	1	1	4	-3	-
170	Sacred Heart RC Primary School	Yes-unused	Unsecured	School	Burnley	Colne & District	Mini	(7v7)	Good	1	0	6	-6	1
177	The Rose School	No	Unsecured	School	Burnley	South Burnley	Mini	(7v7)	Good	1	0	6	-6	-
178	Worsthorne Primary School	No	Unsecured	School	Burnley	East Burnley & Cliviger	Youth	(9v9)	Standard	1	0	2	-2	-
179	Barden Primary School	Yes-unused	Unsecured	School	Burnley	North Burnley	Youth	(9v9)	Standard	2	0	4	-4	2
13	Barnoldswick Town Football Club	Yes	Secured	Club	Pendle	West Craven	Adult		Good	1	1	3	-2	1
14	Barnoldswick Town at Victoria Park	No	Secured	Council	Pendle	West Craven	Adult		Good	1	1.5	3	-1.5	-
17	Beverley Playing Fields	Yes-unused	Secured	Council	Pendle	Barrowford & Western Parishes	Youth	(9v9)	Poor	1	0	1	-1	1
22	Bullholme Playing Fields	Yes	Secured	Council	Pendle	Barrowford & Western Parishes	Adult		Good	2	5.5	6	-0.5	0
22	Bullholme Playing Fields	Yes	Secured	Council	Pendle	Barrowford & Western Parishes	Mini	(5v5)	Standard	1	2.5	4	-1.5	0
22	Bullholme Playing Fields	Yes	Secured	Council	Pendle	Barrowford & Western Parishes	Mini	(7v7)	Standard	2	2	8	-6	0
24	Burnley Belvedere Football Club	Yes	Secured	Club	Pendle	Brierfield & Reedley	Adult		Good	2	2.5	6	-3.5	2
29	Castercliffe Primary School	No	Unsecured	School	Pendle	Nelson	Youth	(9v9)	Standard	1	0	2	-2	-
35	Colne FC XLCR Stadium	Yes	Secured	Club	Pendle	Colne & District	Adult		Good	1	2	3	-1	1
44	Earby Rec	Yes	Secured	Council	Pendle	West Craven	Adult		Standard	1	0.5	2	-1.5	1
44	Earby Rec	Yes-unused	Secured	Council	Pendle	West Craven	Youth	(9v9)	Standard	1	0	2	-2	1
48	Edge End Pavilion	Yes	Secured	Council	Pendle	Nelson	Adult		Standard	2	4.5	4	0.5	0
48	Edge End Pavilion	Yes	Secured	Council	Pendle	Nelson	Youth	(9v9)	Standard	1	0.5	2	-1.5	1
57	Goldshawbooth Playing Fields	Yes-unused	Secured	Council	Pendle	Barrowford & Western Parishes	Adult		Poor	1	0	1	-1	1
69	Holt House Playing Fields	Yes	Secured	Council	Pendle	Colne & District	Adult		Standard	4	4.5	8	-3.5	0
69	Holt House Playing Fields	Yes-unused	Secured	Council	Pendle	Colne & District	Mini	(7v7)	Standard	1	0	4	-4	1
73	John Bradley Playing Fields	Yes	Secured	Council	Pendle	Brierfield & Reedley	Adult		Good	1	1.5	3	-1.5	0
73	John Bradley Playing Fields	Yes	Secured	Council	Pendle	Brierfield & Reedley	Mini	(5v5)	Poor	1	2	2	0	0
73	John Bradley Playing Fields	Yes	Secured	Council	Pendle	Brierfield & Reedley	Mini	(7v7)	Good	2	1	12	-11	2
81	Marsden Heights School	Yes-unused	Secured	School	Pendle	Nelson	Adult		Standard	1	0	1	-1	1
81	Marsden Heights School	Yes-unused	Secured	School	Pendle	Nelson	Youth	(9v9)	Standard	1	0.5	1	-0.5	0.5
87	Nelson and Colne College (Colne site)	Yes	Secured	College	Pendle	Colne & District	Mini	(7v7)	Poor	1	1.5	1	0.5	0
87	Nelson and Colne College (Colne site)	Yes	Secured	College	Pendle	Colne & District	Youth	(9v9)	Poor	1	2.5	0	2.5	0
96	Park High School	Yes-unused	Secured	School	Pendle	Colne & District	Adult		Poor	1	0	0	0	1

ROSSENDALE, PENDLE & BURNLEY PLAYING PITCH ASSESSMENT

Site ID	Site name	Available for community use?	Type of tenure ²	Management	Local authority	Analysis area	Pitch type	Pitch size	Agreed quality rating	No. of pitches	Current play	Site capacity	Overused (+), At Capacity (!) or Potential to Accommodate additional play (-)	Pitches available in peak period
96	Park High School	Yes-unused	Secured	School	Pendle	Colne & District	Youth	(9v9)	Poor	1	0	0	0	1
99	Pendle Forest	Yes	Secured	Council	Pendle	Barrowford & Western Parishes	Adult		Standard	1	2.5	2	0.5	0
101	Pendle Vale College	Yes-unused	Secured	School	Pendle	Nelson	Adult		Standard	2	0	2	-2	2
103	Primet High School	Yes-unused	Unsecured	School	Pendle	Colne & District	Adult		Poor	1	0	0	0	1
103	Primet High School	No	Unsecured	School	Pendle	Colne & District	Youth	(9v9)	Standard	1	0	2	-1	-
108	Ringstone Crescent	Yes	Secured	Council	Pendle	Nelson	Mini	(5v5)	Poor	1	1	2	-1	0
108	Ringstone Crescent	Yes	Secured	Council	Pendle	Nelson	Mini	(7v7)	Poor	2	2.5	4	-1.5	1
108	Ringstone Crescent	Yes	Secured	Council	Pendle	Nelson	Youth	(9v9)	Poor	2	0.5	2	-1.5	1.5
109	Rolls Royce	Yes	Secured	Council	Pendle	West Craven	Adult		Good	2	3	6	-3	1
109	Rolls Royce	Yes-unused	Secured	Council	Pendle	West Craven	Mini	(7v7)	Good	1	0	6	-6	1
109	Rolls Royce	Yes-unused	Secured	Council	Pendle	West Craven	Youth	(9v9)	Good	2	0	8	-8	2
117	Sough Park	Yes	Secured	School	Pendle	West Craven	Adult		Standard	1	2	2	0	0
121	Springfield Rec	Yes-unused	Secured	Council	Pendle	West Craven	Mini	(7v7)	Standard	1	0	4	-4	1
133	Swinden Playing Fields	Yes	Secured	Council	Pendle	Nelson	Adult		Standard	2	2.5	3	-0.5	1
133	Swinden Playing Fields	Yes	Secured	Council	Pendle	Nelson	Youth	(9v9)	Poor	1	2	1	1	0
144	Trawden Rec	Yes	Secured	Council	Pendle	Colne & District	Adult		Poor	1	2	1	1	0
144	Trawden Rec	Yes	Secured	Council	Pendle	Colne & District	Mini	(5v5)	Poor	1	0.5	2	-1.5	0.5
144	Trawden Rec	Yes	Secured	Council	Pendle	Colne & District	Mini	(7v7)	Poor	1	1	2	-1	0
144	Trawden Rec	Yes	Secured	Council	Pendle	Colne & District	Youth	(9v9)	Poor	1	1	1	0	0
148	Victoria Park	Yes	Secured	Council	Pendle	Nelson	Adult		Good	1	1.5	3	-1.5	1
149	Victory Park	Yes	Secured	Council	Pendle	West Craven	Adult		Standard	2	2.5	4	-1.5	1
149	Victory Park	Yes	Secured	Council	Pendle	West Craven	Mini	(7v7)	Standard	1	4	4	0	0
149	Victory Park	Yes	Secured	Council	Pendle	West Craven	Youth	(9v9)	Standard	1	1	2	-1	0.5
151	Wellfield Methodist Church School	Yes	Secured	School	Pendle	West Burnley	Mini	(5v5)	Poor	1	1	2	-1	0
151	Wellfield Methodist Church School	Yes	Secured	School	Pendle	West Burnley	Mini	(7v7)	Poor	1	1	2	-1	0
152	West Craven High School	Yes-unused	Secured	School	Pendle	West Craven	Adult		Poor	2	0	1	-1	2
181	Holy Saviour RC Primary School	No	Unsecured	School	Pendle	Nelson	Adult		Poor	1	0	1	-1	-
182	Laneshaw Bridge Primary School	No	Unsecured	School	Pendle	Colne & District	Youth	(9v9)	Standard	1	0	2	-2	-
183	Colne Park High School	No	Unsecured	School	Pendle	Colne & District	Adult		Standard	1	0	2	-2	-
184	Colne Primary Academy	No	Unsecured	School	Pendle	Colne & District	Adult		Poor	1	0	1	-1	-
184	Colne Primary Academy	No	Unsecured	School	Pendle	Colne & District	Youth	(9v9)	Poor	1	0	1	-1	-
185	Marsden Community Primary School	Yes-unused	Unsecured	School	Pendle	Nelson	Mini	(7v7)	Standard	1	0	4	-4	1
1	Alder Grange School	No	Unsecured	School	Rossendale	Haslingden	Adult		Standard	1	0	1	-1	-
3	All Saints RC School	No	Unsecured	School	Rossendale	Rawtenstall	Adult		Standard	2	0	2	-2	-
5	Bacup Borough Football Club	Yes	Secured	Club	Rossendale	Bacup	Adult		Standard	1	0.5	2	-1.5	1
7	Balladen Primary School	No	Unsecured	School	Rossendale	Rawtenstall	Mini	(5v5)	Standard	1	0	4	-4	-
37	Cowpe Rec	Yes-unused	Secured	Council	Rossendale	Waterfoot	Mini	(5v5)	Poor	1	0	2	-2	1
39	Crawshawbooth Primary School	No	Unsecured	School	Rossendale	Rawtenstall	Mini	(7v7)	Poor	1	0	2	-2	-
45	Edenfield C of E School	No	Unsecured	School	Rossendale	South West	Youth	(9v9)	Poor	1	0	0	0	-
47	Edenfield Rec	Yes-unused	Secured	Council	Rossendale	South West	Adult		Poor	1	0	1	-1	1
51	Fearn School	Yes	Secured	School	Rossendale	Waterfoot	Adult		Standard	1	2.5	1	1.5	1
65	Haslingden Sports Centre	Yes	Secured	Council	Rossendale	South West	Adult		Poor	5	1	5	-4	4
65	Haslingden Sports Centre	Yes-unused	Secured	Council	Rossendale	South West	Mini	(7v7)	Poor	2	0	4	-4	2
65	Haslingden Sports Centre	Yes-unused	Secured	Council	Rossendale	South West	Youth	(9v9)	Poor	1	0	1	-1	1
67	Helmshore Park	Yes-unused	Secured	Council	Rossendale	South West	Mini	(5v5)	Poor	1	0	2	-2	1
75	Loveclough Rec	Yes-unused	Secured	Council	Rossendale	Rawtenstall	Youth	(11v11)	Poor	1	0	1	-1	1
79	Maden Rec	Yes	Secured	Council	Rossendale	Bacup	Adult		Standard	3	4	6	-2.5	1

**ROSSENDALE, PENDLE & BURNLEY
PLAYING PITCH ASSESSMENT**

Site ID	Site name	Available for community use?	Type of tenure ²	Management	Local authority	Analysis area	Pitch type	Pitch size	Agreed quality rating	No. of pitches	Current play	Site capacity	Overused (+), At Capacity (!) or Potential to Accommodate additional play (-)	Pitches available in peak period
79	Maden Rec	Yes	Secured	Council	Rosendale	Bacup	Adult		Poor	1	0.5	1	-0.5	0.5
79	Maden Rec	Yes	Secured	Council	Rosendale	Bacup	Mini	(5v5)	Standard	2	2	8	-6	1
79	Maden Rec	Yes	Secured	Council	Rosendale	Bacup	Mini	(7v7)	Standard	1	2	4	-2	0
80	Marl Pits	Yes	Secured	Council	Rosendale	Rawtenstall	Adult		Standard	2	1.5	5	-3.5	1.5
84	Moorlands Park	Yes-unused	Secured	Council	Rosendale	Bacup	Youth	(9v9)	Poor	1	0	1	-1	1
90	Newchurch St Nicholas Primary School	No	Unsecured	School	Rosendale	Rawtenstall	Youth	(9v9)	Standard	1	0	2	-2	-
114	Sharneyford Rec	Yes-unused	Secured	Council	Rosendale	Bacup	Youth	(9v9)	Poor	1	0	1	-1	1
124	St John's Stonefold C of E Primary School	No	Unsecured	School	Rosendale	Haslingden	Mini	(7v7)	Standard	1	0	4	-4	-
127	St Peters Playing Fields	Yes	Secured	Council	Rosendale	Haslingden	Adult		Poor	1	3	1	2	0
127	St Peters Playing Fields	Yes	Secured	Council	Rosendale	Haslingden	Mini	(7v7)	Standard	5	5	18	-13	3.5
127	St Peters Playing Fields	Yes	Secured	Council	Rosendale	Haslingden	Youth	(9v9)	Standard	1	2.5	2	0.5	0
128	St Veronicas Primary	No	Unsecured	School	Rosendale	South West	Mini	(5v5)	Standard	1	0	4	-4	-
129	Stacksteads Rec	Yes	Secured	Council	Rosendale	Bacup	Adult		Poor	1	1.5	1	0.5	0.5
140	Tonacliffe Primary School	Yes-unused	Unsecured	School	Rosendale	Whitworth	Mini	(7v7)	Poor	1	0	2	-2	1
155	Whitworth Community High School	Yes	Secured	School	Rosendale	Whitworth	Adult		Standard	1	1	1	0	1
155	Whitworth Community High School	Yes-unused	Secured	School	Rosendale	Whitworth	Mini	(5v5)	Standard	2	0	6	-8	2
155	Whitworth Community High School	Yes	Secured	School	Rosendale	Whitworth	Youth	(9v9)	Standard	1	1	1	0	1
156	Whitworth Valley Football Club	Yes	Secured	Council	Rosendale	Whitworth	Adult		Good	1	1.5	3	-1.5	0.5
165	South Shore Street	Yes	Secured	Council	Rosendale	Haslingden	Adult		Standard	1	3	2	1	0
167	The Glen	Yes	Secured	School	Rosendale	Bacup	Adult		Standard	2	4	4	0	0
167	The Glen	Yes	Secured	School	Rosendale	Bacup	Mini	(5v5)	Standard	1	1	4	-3	0
167	The Glen	Yes	Secured	School	Rosendale	Bacup	Mini	(7v7)	Standard	1	1.5	4	-2.5	0
167	The Glen	Yes	Secured	School	Rosendale	Bacup	Youth	(9v9)	Standard	1	1.5	2	-0.5	0
171	Stubbins Primary School	No	Unsecured	School	Rosendale	South West	Youth	(9v9)	Poor	1	0	1	-1	-
173	St John the Baptist RC Primary School	No	Unsecured	School	Rosendale	Padiham & Hapton	Mini	(7v7)	Good	1	0	6	-6	-
173	St John the Baptist RC Primary School	No	Unsecured	School	Rosendale	Padiham & Hapton	Youth	(9v9)	Good	1	0	4	-4	-
174	Holy Trinity CE Primary School	No	Unsecured	School	Rosendale	East Burnley & Cliviger	Adult		Poor	1	0	1	-1	-
175	Padiham Green CE Primary School	No	Unsecured	School	Rosendale	Padiham & Hapton	Youth	(9v9)	Standard	1	0	2	-2	-
186	St Pauls CE School	Yes-unused	Unsecured	School	Rosendale	Rawtenstall	Mini	(7v7)	Standard	1	0	4	-4	1
187	Broadway Primary School	No	Unsecured	School	Rosendale	Haslingden	Youth	(9v9)	Good	1	0	4	-4	-
188	St Peters Roman Catholic Primary School	Yes-unused	Unsecured	School	Rosendale	Rawtenstall	Mini	(7v7)	Standard	1	0	4	-4	1
188	St Peters Roman Catholic Primary School	Yes-unused	Unsecured	School	Rosendale	Rawtenstall	Youth	(9v9)	Standard	1	0	2	-2	1
189	Helmshore Primary School	Yes-unused	Unsecured	School	Rosendale	South West	Youth	(9v9)	Poor	1	0	1	-1	1

ROSSENDALE, PENDLE & BURNLEY PLAYING PITCH ASSESSMENT

2.5: Supply and demand analysis

Spare capacity

The next step is to ascertain whether or not any identified 'potential capacity' can be deemed 'actual spare capacity'. There may be situations where, although a site is highlighted as potentially able to accommodate some additional play, this should not be recorded as spare capacity against the site. For example, a site may be managed to regularly operate slightly below full capacity to ensure that it can cater for a number of regular friendly matches and activities that take place but are difficult to quantify on a weekly basis.

The table below considers site by site the capacity of the pitches to accommodate further play and for them to be deemed as having 'actual spare capacity'. A pitch is only said to have 'actual spare capacity' if it is available for community use and available at the peak time for that format of the game. Any pitch not meeting this criteria in table 2.15 has therefore been discounted from Table 2.16.

ROSSENDALE, PENDLE & BURNLEY PLAYING PITCH ASSESSMENT

Table 2.18: Actual spare capacity on grass football pitches

Site ID	Site name	Available for community use?	Type of tenure	Local authority	Analysis area	Pitch type	Pitch size	No. of pitches	Current play	Overused (+), At Capacity (/) or Potential to Accommodate additional play (-)	Match equivalent sessions available in peak period	Comments
8	Bank Hall	Yes	Secured	Burnley	North Burnley	Adult		1	2.5	0.5	1	Minimal spare capacity to be retained in order to protect quality.
10	Barden Lane Athletics Track	Yes	Secured	Burnley	North Burnley	Adult		1	2.5	0.5	1	Minimal spare capacity to be retained in order to protect quality.
25	Burnley Cricket Club	Yes	Secured	Burnley	East Burnley & Cliviger	Youth	(9v9)	1	1.5	0.5	0.5	Minimal spare capacity to be retained in order to protect quality.
28	Calder Park	Yes-unused	Secured	Burnley	West Burnley	Mini	(7v7)	1	0	2	1	Spare capacity available at peak time.
52	Fenny Fold Playing Fields	Yes	Secured	Burnley	Padiham & Hapton	Youth	(9v9)	1	1	1	1	Spare capacity discounted due to poor quality.
60	Habergham	Yes	Secured	Burnley	West Burnley	Mini	(5v5)	4	6.5	5.5	0.5	Spare capacity available at peak time.
60	Habergham	Yes	Secured	Burnley	West Burnley	Mini	(7v7)	2	4	4	0.5	Spare capacity available at peak time.
62	Hapton Rec	Yes-unused	Secured	Burnley	Padiham & Hapton	Adult		1	0	1	1	Spare capacity discounted due to poor quality.
85	Mount Lane	Yes-unused	Secured	Burnley	East Burnley & Cliviger	Adult		1	0	1	1	Spare capacity discounted due to poor quality.
93	Padiham Football Club, The Arbories	Yes	Secured	Burnley	Padiham & Hapton	Adult		1	1.5	1.5	1	Spare capacity available at peak time.
99	Pendle Forest	Yes	Secured	Burnley	Barrowford & Western Parishes	Mini	(7v7)	2	2.5	5.5	1	Spare capacity discounted due to over marked pitches.
102	Prarie Fields	Yes-unused	Secured	Burnley	North Burnley	Adult		2	0	6	2	Spare capacity available at peak time.
102	Prarie Fields	Yes	Secured	Burnley	North Burnley	Mini	(7v7)	5	5.5	24.5	1	Spare capacity available at peak time.
102	Prarie Fields	Yes	Secured	Burnley	North Burnley	Youth	(9v9)	4	3	13	3	Spare capacity available at peak time.
104	Queens Park	Yes	Secured	Burnley	East Burnley & Cliviger	Adult		2	1	2	1	Spare capacity discounted due to poor quality.
130	Stonyholme Rec Clifton Street	Yes-unused	Secured	Burnley	North Burnley	Adult		1	0	1	1	Spare capacity discounted due to poor quality.
134	Sycamore Avenue	Yes	Secured	Burnley	West Burnley	Mini	(5v5)	1	0.5	3.5	0.5	Spare capacity available at peak time.
137	Thomas Whittam	Yes	Secured	Burnley	North Burnley	Mini	(7v7)	2	1.5	4.5	0.5	Spare capacity available at peak time.
141	Towneley Park	Yes-unused	Secured	Burnley	East Burnley & Cliviger	Mini	(5v5)	1	1	1	1	Spare capacity discounted due to poor quality.
159	Worsthorne Rec Lennox St	Yes-unused	Secured	Burnley	East Burnley & Cliviger	Mini	(5v5)	1	0	2	1	Spare capacity available at peak time.
161	Queen Street Rec	Yes	Secured	Burnley	North Burnley	Youth	(11v11)	2	1	3	1.5	Spare capacity available at peak time.
161	Queen Street Rec	Yes	Secured	Burnley	North Burnley	Youth	(9v9)	1	0.5	1.5	0.5	Spare capacity available at peak time.
13	Barnoldswick Town Football Club	Yes	Secured	Pendle	West Craven	Adult		1	1	2	1	Spare capacity available at peak time.
17	Beverley Playing Fields	Yes-unused	Secured	Pendle	Barrowford & Western Parishes	Youth	(9v9)	1	0	1	1	Spare capacity available at peak time.
24	Burnley Belvedere Football Club	Yes	Secured	Pendle	Brierfield & Reedley	Adult		2	2.5	3.5	2	Spare capacity available at peak time.
35	Colne FC XLCR Stadium	Yes	Secured	Pendle	Colne & District	Adult		1	2	1	1	Spare capacity available at peak time.
44	Earby Rec	Yes	Secured	Pendle	West Craven	Adult		1	0.5	1.5	1	Spare capacity discounted due to over marked pitches.
44	Earby Rec	Yes-unused	Secured	Pendle	West Craven	Youth	(9v9)	1	0	2	1	Spare capacity discounted due to over marked pitches.
48	Edge End Pavilion	Yes	Secured	Pendle	Nelson	Youth	(9v9)	1	0.5	1.5	1	Spare capacity available at peak time.
57	Goldshawbooth Playing Fields	Yes-unused	Secured	Pendle	Barrowford & Western Parishes	Adult		1	0	1	1	Spare capacity discounted due to poor quality.
69	Holt House Playing Fields	Yes-unused	Secured	Pendle	Colne & District	Mini	(7v7)	1	0	4	1	Spare capacity discounted due to over marked pitches.
73	John Bradley Playing Fields	Yes	Secured	Pendle	Brierfield & Reedley	Mini	(7v7)	2	1	11	2	Spare capacity available at peak time.
108	Ringstone Crescent	Yes	Secured	Pendle	Nelson	Mini	(7v7)	2	2.5	1.5	1	Spare capacity available at peak time.

ROSSENDALE, PENDLE & BURNLEY PLAYING PITCH ASSESSMENT

Site ID	Site name	Available for community use?	Type of tenure	Local authority	Analysis area	Pitch type	Pitch size	No. of pitches	Current play	Overused (+), At Capacity (/) or Potential to Accommodate additional play (-)	Match equivalent sessions available in peak period	Comments
108	Ringstone Crescent	Yes	Secured	Pendle	Nelson	Youth	(9v9)	2	0.5	1.5	1.5	Spare capacity available at peak time.
109	Rolls Royce	Yes	Secured	Pendle	West Craven	Adult		2	3	3	1	Spare capacity available at peak time.
109	Rolls Royce	Yes-unused	Secured	Pendle	West Craven	Mini	(7v7)	1	0	6	1	Spare capacity available at peak time.
109	Rolls Royce	Yes-unused	Secured	Pendle	West Craven	Youth	(9v9)	2	0	8	2	Spare capacity available at peak time.
133	Swinden Playing Fields	Yes	Secured	Pendle	Nelson	Adult		2	2.5	0.5	1	Minimal spare capacity to be retained in order to protect quality.
144	Trawden Rec	Yes	Secured	Pendle	Colne & District	Mini	(5v5)	1	0.5	1.5	0.5	Spare capacity discounted due to poor quality.
148	Victoria Park	Yes	Secured	Pendle	Nelson	Adult		1	1.5	1.5	1	Spare capacity available at peak time.
149	Victory Park	Yes	Secured	Pendle	West Craven	Adult		2	2.5	1.5	1	Spare capacity discounted due to over marked pitches.
149	Victory Park	Yes	Secured	Pendle	West Craven	Youth	(9v9)	1	1	1	0.5	Spare capacity discounted due to over marked pitches.
5	Bacup Borough FC	Yes	Secured	Rossendale	Bacup	Adult		1	0.5	1.5	1	Spare capacity available at peak time.
37	Cowpe Rec	Yes-unused	Secured	Rossendale	Waterfoot	Mini	(5v5)	1	0	2	1	Spare capacity available at peak time.
47	Edenfield Rec	Yes-unused	Secured	Rossendale	South West	Adult		1	0	1	1	Spare capacity discounted due to poor quality.
65	Haslingden Sports Centre	Yes	Secured	Rossendale	South West	Adult		5	1	4	4	Spare capacity discounted due to poor quality.
65	Haslingden Sports Centre	Yes-unused	Secured	Rossendale	South West	Mini	(7v7)	2	0	4	2	Spare capacity discounted due to poor quality.
65	Haslingden Sports Centre	Yes-unused	Secured	Rossendale	South West	Youth	(9v9)	1	0	1	1	Spare capacity discounted due to poor quality.
67	Helmshore Park	Yes-unused	Secured	Rossendale	South West	Mini	(5v5)	1	0	2	1	Spare capacity available at peak time.
75	Loveclough Rec	Yes-unused	Secured	Rossendale	Rawtenstall	Youth	(11v11)	1	0	1	1	Spare capacity available at peak time.
79	Maden Rec	Yes	Secured	Rossendale	Bacup	Adult		1	0.5	0.5	0.5	Spare capacity discounted due to poor quality.
79	Maden Rec	Yes	Secured	Rossendale	Bacup	Mini	(5v5)	2	2	6	1	Spare capacity available at peak time.
80	Marl Pits	Yes	Secured	Rossendale	Rawtenstall	Adult		2	1.5	3.5	1.5	Spare capacity available at peak time.
84	Moorlands Park	Yes-unused	Secured	Rossendale	Bacup	Youth	(9v9)	1	0	1	1	Spare capacity available at peak time.
114	Sharneyford Rec	Yes-unused	Secured	Rossendale	Bacup	Youth	(9v9)	1	0	1	1	Spare capacity available at peak time.
127	St Peters Playing Fields	Yes	Secured	Rossendale	Haslingden	Mini	(7v7)	5	5	13	3.5	Spare capacity available at peak time.
156	Whitworth Valley Football Club	Yes	Secured	Rossendale	Whitworth	Adult		1	1.5	1.5	0.5	Spare capacity available at peak time.

In addition, there are a number of education sites that are reported to be available but currently unused. Although these sites may have potential future capacity they are not currently classified as actual spare capacity and are highlighted in the table below. Further investigation with the schools is required to understand the current situation and availability for community use.

Table 2.19: Capacity of pitches within available but unused education sites

Site ID	Site name	Available for community use?	Type of tenure	Local authority	Analysis area	Pitch type	Pitch size	No. of pitches	Current play	Overused (+), At Capacity (/) or Potential to Accommodate additional play (-)	Match equivalent sessions available in peak period	Comments
18	Blessed Trinity School	Yes-unused	Secured	Burnley	East Burnley & Cliviger	Adult		1	0	1	1	No pitches considered available in peak period.
18	Blessed Trinity School	Yes-unused	Secured	Burnley	East Burnley & Cliviger	Youth	(9v9)	1	0	1	1	No pitches considered available in peak period.
20	Briercliffe Primary School	Yes-unused	Unsecured	Burnley	North Burnley	Mini	(7v7)	1	0	4	1	No pitches considered available in peak period.
26	Burnley College	Yes-unused	Secured	Burnley	North Burnley	Adult		1	0	2	1	No pitches considered available in peak period.

ROSSENDALE, PENDLE & BURNLEY PLAYING PITCH ASSESSMENT

Site ID	Site name	Available for community use?	Type of tenure	Local authority	Analysis area	Pitch type	Pitch size	No. of pitches	Current play	Overused (+), At Capacity (/) or Potential to Accommodate additional play (-)	Match equivalent sessions available in peak period	Comments
26	Burnley College	Yes-unused	Secured	Burnley	North Burnley	Mini	(7v7)	1	0	5	1	No pitches considered available in peak period.
31	Christ the King RC Primary School	Yes-unused	Secured	Burnley	South Burnley	Mini	(5v5)	1	0	4	1	No pitches considered available in peak period.
115	Shuttleworth College	Yes-unused	Secured	Burnley	Padiham & Hapton	Adult		3	0	6	3	No pitches considered available in peak period.
116	Sir John Thursby School	Yes-unused	Secured	Burnley	North Burnley	Adult		2	0	2	2	No pitches considered available in peak period.
116	Sir John Thursby School	Yes-unused	Secured	Burnley	North Burnley	Mini	(7v7)	1	0	3	1	No pitches considered available in peak period.
119	Springfield Community Primary	Yes-unused	Secured	Burnley	East Burnley & Cliviger	Mini	(5v5)	2	0	8	2	No pitches considered available in peak period.
125	St Mary Magdelene RC Primary School	Yes-unused	Unsecured	Burnley	West Burnley	Mini	(5v5)	1	0	2	1	No pitches considered available in peak period.
125	St Mary Magdelene RC Primary School	Yes-unused	Unsecured	Burnley	West Burnley	Mini	(7v7)	1	0	2	1	No pitches considered available in peak period.
158	Worsthorne County Primary	Yes-unused	Unsecured	Burnley	East Burnley & Cliviger	Youth	(9v9)	1	0	1	1	No pitches considered available in peak period.
170	Sacred Heart RC Primary School	Yes-unused	Unsecured	Burnley	Colne & District	Mini	(7v7)	1	0	6	1	No pitches considered available in peak period.
179	Barden Primary School	Yes-unused	Unsecured	Burnley	North Burnley	Youth	(9v9)	2	0	4	2	No pitches considered available in peak period.
81	Marsden Heights School	Yes-unused	Secured	Pendle	Nelson	Adult		1	0	1	1	No pitches considered available in peak period.
81	Marsden Heights School	Yes-unused	Secured	Pendle	Nelson	Youth	(9v9)	1	0.5	0.5	0.5	No pitches considered available in peak period.
101	Pendle Vale College	Yes-unused	Secured	Pendle	Nelson	Adult		2	0	2	2	No pitches considered available in peak period.
152	West Craven High School	Yes-unused	Secured	Pendle	West Craven	Adult		2	0	1	2	No pitches considered available in peak period.
185	Marsden Community Primary School	Yes-unused	Unsecured	Pendle	Nelson	Mini	(7v7)	1	0	4	1	No pitches considered available in peak period.
140	Tonacliffe Primary School	Yes-unused	Unsecured	Rosendale	Whitworth	Mini	(7v7)	1	0	2	1	No pitches considered available in peak period.
155	Whitworth Community High School	Yes-unused	Secured	Rosendale	Whitworth	Mini	(5v5)	2	0	8	2	No pitches considered available in peak period.
186	St Pauls CE School	Yes-unused	Unsecured	Rosendale	Rawtenstall	Mini	(7v7)	1	0	4	1	No pitches considered available in peak period.
188	St Peters Roman Catholic Primary School	Yes-unused	Unsecured	Rosendale	Rawtenstall	Mini	(7v7)	1	0	4	1	No pitches considered available in peak period.
188	St Peters Roman Catholic Primary School	Yes-unused	Unsecured	Rosendale	Rawtenstall	Youth	(9v9)	1	0	2	1	No pitches considered available in peak period.
189	Helmshore Primary School	Yes-unused	Unsecured	Rosendale	South West	Youth	(9v9)	1	0	1	1	No pitches considered available in peak period.

ROSSENDALE, PENDLE & BURNLEY PLAYING PITCH ASSESSMENT

Actual spare capacity has been aggregated up by area and by pitch type in each local authority and each analysis area.

Table 2.20: Actual spare capacity summary

Analysis area	Actual spare capacity (match sessions per week)				
	Adult	Youth (11v11)	Youth (9v9)	Mini (7v7)	Mini (5v5)
Bacup	1	-	2	-	1
Haslingden	-	-	-	3.5	-
Rawtenstall	1.5	1	-	-	-
South West	-	-	-	-	1
Waterfoot	-	-	-	-	1
Whitworth	0.5	-	-	-	-
Rossendale	3	1	2	3.5	3
Barrowford & Wester Parishes	-	-	1	-	-
Brierfield & Reedley	2	-	-	2	-
Colne & District	1	-	-	-	-
Nelson	2	-	2.5	-	-
West Craven	2	-	2	1	-
Pendle	7	0	5.5	3	0
East Burnley & Cliviger	-	-	-	-	1
North Burnley	2	1.5	3.5	2	-
Padiham & Hapton	1	-	-	-	-
South Burnley	-	-	-	-	-
West Burnley	-	-	-	1	1
Burnley	3	1.5	3.5	3	2

The table shows a total of 41 match equivalent sessions of actual spare capacity consisting of 12.5 match sessions in Rossendale, 15.5 match sessions in Pendle and 13 match sessions in Burnley. Spare capacity exists on each pitch type within each analysis area, with the exception of youth 11v11 and 5v5 pitches in Pendle.

There are 13 pitches across the local authorities that are available for community use and have actual spare capacity during peak time but are currently unused (excluding education sites shown in table 2.17). Although these pitches have been included in table 2.18, further exploration is recommended in order to fully understand why no demand currently exists.

Table 2.21: Available for community use and unused

Site ID	Site name	Local authority	Pitch type	No. of pitches
28	Calder Park	Burnley	(7v7)	1
102	Prarie Fields	Burnley	Adult	2
159	Worsthorne Rec Lennox St	Burnley	(5v5)	1
17	Beverley Playing Fields	Pendle	(9v9)	1
109	Rolls Royce	Pendle	(9v9)	2
109	Rolls Royce	Pendle	(7v7)	1
37	Cowpe Rec	Rossendale	(5v5)	1
67	Helmshore Park	Rossendale	(5v5)	1

ROSSENDALE, PENDLE & BURNLEY PLAYING PITCH ASSESSMENT

Site ID	Site name	Local authority	Pitch type	No. of pitches
75	Loveclough Rec	Rossendale	(11v11)	1
84	Moorlands Park	Rossendale	(9v9)	1
114	Sharneyford Rec	Rossendale	(9v9)	1

Overplay

Overplay occurs when there is more play accommodated on a site than it is able to sustain (which can often be due to the low carrying capacity of the pitches). Across Rossendale, Pendle and Burnley, there are 26 community use pitches currently overplayed across 11 sites.

All overplayed pitches are assessed as poor or standard quality. Whilst overplay can be relatively sustainable with improvements made to pitch quality, consideration should be given to the transfer of play at overplayed sites to pitches with actual spare capacity.

Table 2.22: Overplay summary

Site ID	Site name	Local authority	Analysis area	Pitch type	No. of pitches	Capacity rating
60	Habergham	Burnley	West Burnley	(9v9)	1	-0.5
141	Towneley Park	Burnley	East Burnley & Cliviger	Adult	14	-1.5
48	Edge End Pavilion	Pendle	Nelson	Adult	2	-0.5
87	Nelson and Colne College (Colne site)	Pendle	Colne & District	(9v9)	1	-2.5
				(7v7)	1	-0.5
99	Pendle Forest	Pendle	Barrowford & Western Parishes	Adult	1	-0.5
144	Trawden Rec	Pendle	Colne & District	Adult	1	-1
127	St Peters Playing Fields	Rossendale	Haslingden	Adult	1	-2
				(9v9)	1	-0.5
129	Stacksteads Rec	Rossendale	Bacup	Adult	1	-0.5
165	South Shore Street	Rossendale	Haslingden	Adult	1	-1

In total, there is 5.5 match equivalents of overplay in Rossendale, five match equivalents in Pendle and two match equivalents in Burnley. The majority of overplay is identified on adult pitches within each local authority, whilst there is no identified overplay on youth 11v11 or 5v5 pitches.

2.6: Conclusions

Having considered supply and demand, the tables below identify the overall spare capacity in each of the analysis areas for the different pitch types, based on match equivalent sessions.

ROSSENDALE, PENDLE & BURNLEY PLAYING PITCH ASSESSMENT

Future demand is based on team generation rates (TGRs) which are driven by population increases as well as club development plans to increase the number of teams. Future demand identified for youth football by TGRs have been split across youth 11v11 and 9v9 pitches.

Table 2.23: Spare capacity/ overplay of adult pitches

Analysis area	Actual spare capacity ³	Demand (match equivalent sessions)				
		Overplay	Latent demand	Current total	Future demand	Total
Bacup	1	0.5	-	0.5	-	0.5
Haslingden	-	3	-	-3	-	-3
Rawtenstall	1.5	-	-	1.5	-	1.5
South West	-	-	-		-	
Waterfoot	-	1.5	-	-1.5	-	-1.5
Whitworth	0.5	-	1	-0.5	0.5	-1
Rossendale	3	5	1	-3	0.5	-3.5
Barrowford & Western Parishes	-	0.5	0.5	-1	0.5	-1.5
Brierfield & Reedley	2	-	-	2	-	2
Colne & District	1	1	1	-1	-	-1
Nelson	2	0.5	-	1.5	-	1.5
West Craven	2	-	0.5	1.5	0.5	1
Pendle	7	2	2	3	0.5	2.5
East Burnley & Cliviger	-	1.5	1	-2.5	0.5	-3
North Burnley	2	-	-	2	-	2
Padiham & Hapton	1	-	1		0.5	-0.5
South Burnley	-	-	-		-	
West Burnley	-	-	-		-	
Burnley	3	1.5	2	-0.5	1	-1.5

The table above shows that there is an overall shortfall of adult pitches both now and in the future within Rossendale and Burnley, however, spare capacity exists in Pendle.

In Rossendale, there is a current shortfall of three match equivalent sessions and a future shortfall of 3.5 match equivalent sessions, although spare capacity remains in the Bacup and Rawtenstall analysis areas. In order to reduce identified shortfalls, transferring youth 11v11 teams from adult pitches onto youth 11v11 pitches is recommended.

The same applies in order to reduce shortfalls in Burnley. There is a current undersupply of pitches amounting to 0.5 match equivalent sessions and a future undersupply amounting to 1.5 match equivalents. Spare capacity remains in the North Burnley Analysis Area.

Although spare capacity exists within Pendle overall, there is a shortfall of pitches identified in the Barrowford & Western Parishes and Colne & District analysis areas.

³ In match equivalent sessions

ROSSENDALE, PENDLE & BURNLEY PLAYING PITCH ASSESSMENT

Table 2.24: Spare capacity/ overlay of youth 11v11 pitches

Analysis area	Actual spare capacity ⁴	Demand (match equivalent sessions)				
		Overlay	Latent demand	Current total	Future demand	Total
Bacup	-	-	1	-1	0.5	-1.5
Haslingden	-	-	-		-	
Rawtenstall	1	-	-	1	-	1
South West	-	-	-		-	
Waterfoot	-	-	-		-	
Whitworth	-	-	0.5	-0.5	-	-0.5
Rosendale	1	0	1.5	-0.5	3⁵	-3.5
Barrowford & Western Parishes	-	-	0.5	-0.5	-	-0.5
Brierfield & Reedley	-	-	-		1	-1
Colne & District	-	-	1	-1	-	-1
Nelson	-	-	-		-	
West Craven	-	-	-		0.5	-0.5
Pendle	0	0	1.5	-1.5	4⁶	-5.5
East Burnley & Cliviger	-	-	-		1	-1
North Burnley	1.5	-	0.5	1	0.5	0.5
Padiham & Hapton	-	-	1	-1	1	-2
South Burnley	-	-	-		-	
West Burnley	-	-	-		-	
Burnley	1.5	0	1.5		5⁷	-5

The table above shows that for youth 11v11 pitches there is future shortfall within each local authority. The shortfall amounts to 3.5 match equivalent sessions in Rosendale, 5.5 match equivalents in Pendle and five match equivalents in Burnley. Spare capacity does however remain in the Rawtenstall Analysis Area in Rosendale and the North Burnley Analysis Area in Burnley.

It is important to acknowledge that there is a significant shortfall of youth 11v11 pitches across the three local authorities and that the shortfall would be far greater if teams were playing on the correct pitch sizes. Therefore, an increase in youth 11v11 pitches is required.

⁴ In match equivalent sessions

⁵ Includes team generation rates

⁶ Includes team generation rates

⁷ Includes team generation rates

ROSSENDALE, PENDLE & BURNLEY PLAYING PITCH ASSESSMENT

Table 2.25: Spare capacity/ overlay of youth 9v9 pitches

Analysis area	Actual spare capacity ⁸	Demand (match equivalent sessions)				
		Overplay	Latent demand	Current total	Future demand	Total
Bacup	2	-	0.5	1.5	0.5	1
Haslingden	-	0.5	-	-0.5	-	-0.5
Rawtenstall	-	-	-		-	
South West	-	-	-		-	
Waterfoot	-	-	-		-	
Whitworth	-	-	-		0.5	-0.5
Rossendale	2	0.5	0.5	1	3.5¹⁰	-2.5
Barrowford & Western Parishes	1	-	0.5	0.5	-	0.5
Brierfield & Reedley	-	-	-		0.5	-0.5
Colne & District	-	2.5	0.5	-3	-	-3
Nelson	2.5	-	-	2.5	-	2.5
West Craven	2	-	-	2	-	2
Pendle	5.5	2.5	1	2	3¹⁰	-1
East Burnley & Cliviger	-	-	-		0.5	-0.5
North Burnley	3.5	-	-	3.5	-	3.5
Padiham & Hapton	-	-	0.5	-0.5	-	-0.5
South Burnley	-	-	-		-	
West Burnley	-	0.5	-	-0.5	-	-0.5
Burnley	3.5	0.5	0.5	2.5	3¹⁰	-0.5

The current picture shows that 9v9 play can be accommodated on the current supply of pitches in each of Rossendale, Pendle and Burnley, however, future demand results in a shortfall within each local authority.

In Rossendale, there is current spare capacity of one match equivalent, with future demand resulting in a shortfall of 2.5 match equivalent sessions. Spare capacity remains in the Bacup Analysis Area.

For Pendle, there is current spare capacity of two match equivalent sessions, which reduces to a shortfall of one match equivalent sessions after taking into account future demand. There is spare capacity in the Barrowford & Western Parishes, Nelson and West Craven analysis areas, however, a shortfall is present in the Colne & District and Brierfield & Needley analysis areas.

Spare capacity of two match equivalent sessions exists at present in Burnley, with future demand resulting in a shortfall of 0.5 match equivalent sessions. There is spare capacity of 3.5 match equivalents in the North Burnley Analysis Area, however, shortfalls exist in the Padiham & Hapton and West Burnley analysis areas.

⁸ In match equivalent sessions

¹⁰ Includes team generation rates

¹⁰ Includes team generation rates

¹⁰ Includes team generation rates

ROSSENDALE, PENDLE & BURNLEY PLAYING PITCH ASSESSMENT

Table 2.26: Spare capacity/ overplay of mini 7v7 pitches

Analysis area	Actual spare capacity ⁹	Demand (match equivalent sessions)				
		Overplay	Latent demand	Current total	Future demand	Total
Bacup	-	-	1	-1	1	-2
Haslingden	3.5	-	-	3.5	-	3.5
Rawtenstall	-	-	-		-	
South West	-	-	-		-	
Waterfoot	-	-	-		-	
Whitworth	-	-	0.5	-0.5	0.5	-1
Rossendale	3.5	0	1.5	2	1.5	0.5
Barrowford & Western Parishes	-	-	0.5	-0.5	-	-0.5
Brierfield & Reedley	2	-	-	2	-	2
Colne & District	-	0.5	0.5	-1	-	-1
Nelson	-	-	-		-	
West Craven	1	-	-	1	1	
Pendle	3	0.5	1	1.5	1	0.5
East Burnley & Cliviger	-	-	-	0	1	-1
North Burnley	2	-	-	2	1	1
Padiham & Hapton	-	-	0.5	-0.5	0.5	-1
South Burnley	-	-	-		-	
West Burnley	1	-	-	1	1	
Burnley	3	0	0.5	2.5	3.5	-1

Current and future demand can be accommodated on 7v7 pitches in Rossendale and Pendle, however, a future shortfall is identified within Burnley.

The Whitworth and Bacup analysis areas in Rossendale have both a current and future shortfall of match equivalent sessions. Despite this, spare capacity in the Haslingden Analysis Area results in overall spare capacity amounting to two match equivalents currently and 0.5 match equivalents in the future.

In Pendle, the Barrowford & Western Parishes and Colne & District analysis areas have identified shortfalls, however, overall spare capacity of 1.5 match equivalents exists currently and 0.5 match equivalents exists in the future. This is due to spare capacity existing in the Brierfield & Reedley Analysis Area.

There are currently 2.5 match equivalents of spare capacity overall in Burnley, however, future demand results in a shortfall of one match equivalent session. All shortfalls are identified in the East Burnley & Cliviger and Padiham & Hapton analysis areas, whilst spare capacity remains in the North Burnley Analysis Area.

⁹ In match equivalent sessions

ROSSENDALE, PENDLE & BURNLEY PLAYING PITCH ASSESSMENT

Table 2.27: Spare capacity/ overplay of Mini 5v5 pitches

Analysis area	Actual spare capacity ¹⁰	Demand (match equivalent sessions)				
		Overplay	Latent demand	Current total	Future demand	Total
Bacup	1	-	0.5	0.5	1	-0.5
Haslingden	-	-	-		-	
Rawtenstall	-	-	-		-	
South West	1	-	-	1	-	1
Waterfoot	1	-	-	1	-	1
Whitworth	-	-	0.5	-0.5	-	-0.5
Rossendale	3	0	1	2.5	1	1.5
Barrowford & Western Parishes	-	-	0.5	-0.5	-	-0.5
Brierfield & Reedley	-	-	-		-	
Colne & District	-	-	0.5	-0.5	-	-0.5
Nelson	-	-	-		-	
West Craven	-	-	-		0.5	-0.5
Pendle	0	0	1	-1	0.5	-1.5
East Burnley & Cliviger	1	-	-	1	1	
North Burnley	-	-	-		-	
Padiham & Hapton	-	-	0.5	-0.5	-	-0.5
South Burnley	-	-	-		-	
West Burnley	1	-	-	1	1	
Burnley	2	0	0.5	1.5	2	-0.5

Spare capacity exists on 5v5 pitches both now and in the future in Rossendale, whilst a shortfall of pitches is identified in Pendle. Spare capacity currently exists within Burnley, however, future demand results in a shortfall of pitches.

Although spare capacity exists overall in Rossendale, there is a shortfall of 0.5 match equivalent sessions identified in the Whitworth Analysis Area. The Haslingden and Rawtenstall analysis areas are played to capacity.

In Pendle, there is a shortfall of one match equivalent sessions currently and 1.5 match equivalent sessions when taking into account future demand. All shortfalls are identified in the Barrowford & Western and Colne & District analysis areas, with no analysis areas showing spare capacity.

There is overall current spare capacity in Burnley due to spare capacity existing in the East Burnley & Cliviger and West Burnley analysis areas. In the future, however, all analysis areas are played to capacity, with the exception of the Padiham & Hapton Analysis Area which has a shortfall of 0.5 match equivalent sessions.

In order to reduce shortfalls on both 7v7 and 5v5 pitches, it is recommended that community use options are explored at available but unused primary school sites. Ensuring such sites are readily accessible by mini teams will provide greater levels of actual spare capacity.

¹⁰ In match equivalent sessions

ROSSENDALE, PENDLE & BURNLEY PLAYING PITCH ASSESSMENT

Football – grass pitch summary

- ◀ There are a total of 235 football pitches across the three local authorities, of which 194 are available for community use.
- ◀ Of pitches available for community use, there are 49 within Rossendale, 65 in Pendle and 80 in Burnley.
- ◀ Although security of tenure of pitches/sites is generally good, Padiham FC, Haslingden St Mary's FC and Colne FC are examples of lease arrangements which expire within the next 25 years and clubs such as Whitworth Valley FC, Earby Town FC, Barnoldswick Town FC and Colne FC also report aspirations to acquire land on long term leases. Further to this, there may be opportunities for other bodies such as parish councils to take on more responsibility for playing pitches in the future.
- ◀ Tenure of some sites does remain unsecure, notably at schools and academies which state their own policies and are more likely to restrict levels of community use. This is the case at All Saints RC School and Bacup and Rawtenstall Grammar School, for example.
- ◀ In Rossendale, there are two pitches assessed as good quality, 27 as standard and 20 as poor. In Pendle, there are 16 pitches assessed as good quality, 28 as standard and 21 as poor. In Burnley, 20 pitches are assessed as good quality, 34 as standard and 26 as poor.
- ◀ A total of 101 clubs containing 378 teams were identified as playing within Rossendale, Pendle and Burnley. This consists of 110 men's teams, eight women's teams, 125 youth boys' teams, 11 youth girls' teams and 124 mini soccer teams.
- ◀ There are 81 teams within Rossendale, 138 within Pendle and 159 within Burnley.
- ◀ There is latent demand totalling five adult, five youth and two mini teams in Burnley, five adult, five youth and four mini teams in Pendle and two adult, four youth and five mini teams in Rossendale.
- ◀ Future demand expressed by clubs equates to two adult, six youth and 11 mini teams in Burnley, four adult, 10 youth and five mini teams in Pendle and one adult, three youth and five mini teams in Rossendale.
- ◀ The table shows a total of 41 match equivalent sessions of actual spare capacity consisting of 12.5 match sessions in Rossendale, 15.5 match sessions in Pendle and 13 match sessions in Burnley.
- ◀ There is 5.5 match equivalents of overplay in Rossendale, five match equivalents in Pendle and two match equivalents in Burnley.
- ◀ There is an overall shortfall of adult pitches both now and in the future within Rossendale and Burnley, however, spare capacity exists in Pendle.
- ◀ For youth 11v11 pitches there is future shortfall within each local authority. There is a significant shortfall of youth 11v11 pitches and the shortfall would be far greater if teams were playing on the correct pitch sizes.
- ◀ 9v9 play can be accommodated on the current supply of pitches in each of Rossendale, Pendle and Burnley, however, future demand results in a shortfall within each local authority.
- ◀ Current and future demand can be accommodated on 7v7 pitches in Rossendale and Pendle, however, a future shortfall is identified within Burnley.
- ◀ Spare capacity exists on 5v5 pitches both now and in the future in Rossendale, whilst a shortfall of pitches is identified in Pendle. Spare capacity currently exists within Burnley, however, future demand results in a shortfall of pitches.

ROSSENDALE, PENDLE & BURNLEY PLAYING PITCH ASSESSMENT

PART 3: THIRD GENERATION TURF (3G) ARTIFICIAL GRASS PITCHES (AGPS)

3.1 Introduction

Competitive football can take place on 3G surfaces with an FA approved certificate and a growing number of 3G pitches are now used for competitive match play at mini soccer and youth level. The preferred surface is medium pile 3G (55-60mm). Only competition up to (but not including) regional standard can take place on short pile 3G (40mm).

World Rugby produced the 'Performance Specification for artificial grass pitches for rugby', more commonly known as 'Regulation 22' that provides the necessary technical detail to produce pitch systems that are appropriate for rugby union. The artificial surface standards identified in Regulation 22 allows matches to be played on surfaces that meet the standard, meaning full contact activity, including tackling, rucking, mauling and lineouts can take place. For rugby league, the equivalent is known as RFL Community Standard.

Table 3.1: 3G type and sport suitability

Surface	Category	Comments
Rubber crumb	Long pile 3G (65mm with shock pad)	Rugby surface – must comply with World Rugby type 22, requires a minimum of 60mm. Football surface.
Rubber crumb	Medium pile 3G (55-60mm)	Preferred football surface.
Rubber crumb	Short pile 3G (40mm)	Acceptable surface for some competitive football.

3.2 Current provision

As seen in the table below, there are seven full size 3G pitches within Rossendale, Pendle and Burnley. Of these, two pitches are in Rossendale, one is in Pendle and four are in Burnley.

There are also eight full size (sand based/dressed) AGPs across Rossendale, Pendle and Burnley all of which are used by football teams for training purposes. Of these, one is located in Rossendale, two are in Pendle and five are in Burnley.

Table 3.2: Full size 3G pitches in Rossendale, Pendle and Burnley

Site ID	Site name	Local authority	Surface type	Floodlit?	FA registered? ¹¹
26	Burnley College	Burnley	Short pile 3G	Yes	No
61	Hameldon College	Burnley	Medium pile 3G	Yes	No
102	Prairie Fields	Burnley	Short pile 3G	Yes	Yes
168	Gawthorpe Hall	Burnley	Medium pile 3G	Yes	No
115	Shuttleworth College	Burnley	Sand based/dressed	Yes	NA
116	Sir John Thursby School	Burnley	Sand based/dressed	Yes	NA

¹¹ Source: <http://3g.thefa.me.uk/>

ROSSENDALE, PENDLE & BURNLEY PLAYING PITCH ASSESSMENT

Site ID	Site name	Local authority	Surface type	Floodlit?	FA registered? ¹¹
118	Spirit of Sport	Burnley	Sand based/dressed	Yes	NA
138	Thomas Whitham College	Burnley	Sand based/dressed	Yes	NA
146	Unity College	Burnley	Sand based/dressed	Yes	NA
86	Nelson & Colne College	Pendle	Medium pile 3G	Yes	Yes
81	Marsden Heights School	Pendle	Sand based/dressed	Yes	NA
101	Pendle Vale School	Pendle	Sand based/dressed	Yes	NA
1	Alder Grange School	Rossendale	Short pile 3G	No	No
51	Fearns School	Rossendale	Short pile 3G	Yes	Yes
51	Fearns School	Rossendale	Sand based/dressed	Yes	NA

The pitch at Gawthorpe Hall is considered unavailable to the community as Burnley FC retains dedicated use, as is Unity College. The remaining pitches are all available for community use. All pitches are floodlit, with the exception of Alder Grange School.

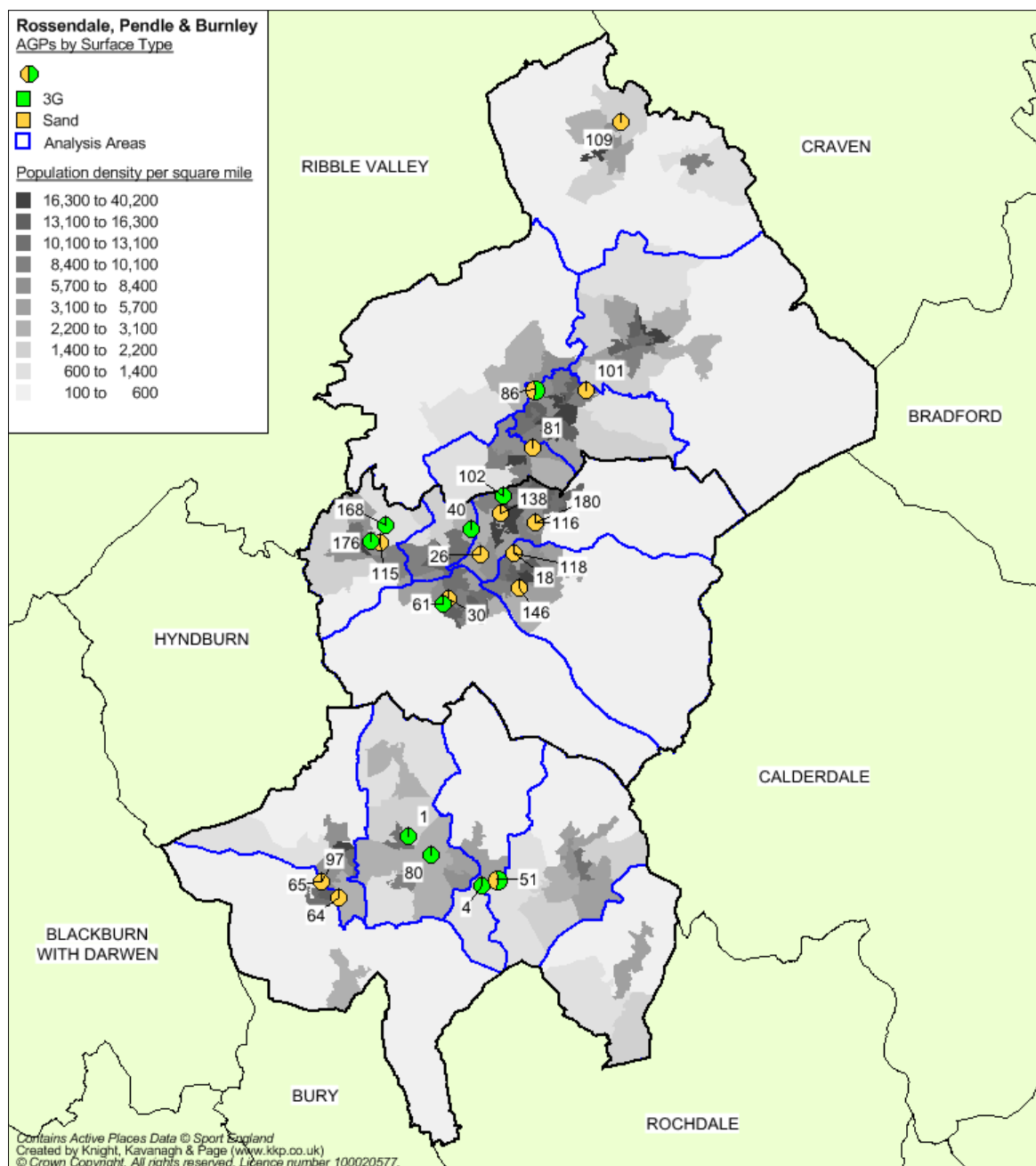
Additionally, there are also 13 smaller sized 3G pitches across the three local authorities which can help to accommodate some training demand. The pitches, which are spread across four sites, can be seen in the table below together with some smaller sand pitches.

Table 3.3: Smaller sized AGPs in Rossendale, Pendle and Burnley

Site ID	Site name	Local authority	Size (yards)	No. of pitches	Floodlit?	Surface type
176	Padiham Primary School	Burnley	50 x 30	1	No	3G
40	Crow Wood	Burnley	40 x 25	5	Yes	3G
			60 x 30	2		
26	Burnley College	Burnley	60 x 40	1	Yes	Sand based
86	Nelson & Colne College	Pendle	50 x 30	1	Yes	Sand based
109	Rolls Royce	Pendle	40 x 20	1	Yes	Sand based
64	Haslingden High School	Rossendale	60 x 40	1	No	Sand based
65	Haslingden Sports Centre	Rossendale	50 x 35	1	Yes	Sand based
97	Parkwood LTC	Rossendale	50 x 35	1	Yes	Sand based
80	Marl Pits	Rossendale	35 x 25	4	Yes	3G
4	Bacup & Rawtenstall Grammar School	Rossendale	80 x 65	1	No	3G

ROSSENDALE, PENDLE & BURNLEY PLAYING PITCH ASSESSMENT

Figure 3.1: Location of all AGPs in Rossendale, Pendle & Burnley



Please refer to tables 3.2 and 3.3 for a key to the map.

Quality

The carpet of an AGP usually lasts for approximately 10 years (depending on levels of use). As all 3G pitches within Rossendale, Pendle and Burnley have either been built or resurfaced in the last six years, no major quality issues exist.

ROSSENDALE, PENDLE & BURNLEY PLAYING PITCH ASSESSMENT

The pitches at Prairie Fields and Nelson & Colne College are the newest as they were provided in 2014. The pitch at Hameldon College was built in 2011, the pitch at Alder Grange was built in 2010 and the pitch at Burnley College was built in 2009. The pitch at Gawthorpe Hall was resurfaced in 2010, whilst the pitch at Fearn's School was resurfaced in 2009.

The alternative to grass pitches is the use of AGPs for competitive matches and this is something that the FA is supporting, particularly for mini football. In order for competitive matches to be played on 3G pitches the pitch must now be FA tested and approved (to either FA or FIFA standard) and it will then appear on the FA Pitch Register: <http://3g.thefa.me.uk/>

The pitches at Fearn's School, Nelson & Colne College and Prairie Fields are FA registered to host competitive matches; however, no pitches are World Rugby compliant.

3.3 Demand

The FA considers high quality third generation artificial grass pitches as an essential tool in promoting coach and player development. The pitches can support intensive use and as such are great assets for both playing and training. Primarily such facilities have been installed for community use and training, however, are increasingly used for competition which The FA wholly supports.

Training demand

Getting access to good quality, affordable training facilities is a problem for many clubs throughout the Country. In the winter months, midweek training is only possible at floodlit facilities.

The FA's long term ambition is to provide every affiliated team in England the opportunity to train once per week on a floodlit 3G surface, together with priority access for every Charter Standard Community Club through a partnership agreement. The FA Standard is calculated by using the latest Sport England research "AGPs State of the Nation March 2012".

Assuming that 51% of AGP usage is by sports clubs, when factoring in the number of training slots available per pitch type per hour it is estimated that one full size, floodlit AGP can service 56-60 teams.

Based on this, the table below highlights the required number of 3G pitches within each local authority. The pitch at Gawthorpe Hall has not been included due to it being unavailable for community use, whilst the pitch at Alder Grange School has not been included due to it being without floodlighting.

Table 3.4: 3G pitch requirements in Rossendale, Pendle and Burnley

Analysis area	Current number of teams	3G requirement	Current number of 3G pitches	Potential shortfall
Rossendale	81	2	1	1
Pendle	138	3	1	2
Burnley	159	3	3	-
Total	378	8	5	3

ROSSENDALE, PENDLE & BURNLEY PLAYING PITCH ASSESSMENT

On the basis that there are 81 teams playing within Rossendale, there is a recommended need for two (rounded up from 1.35) full size 3G pitches, of which there is currently one (discounting Alder Grange School). In Pendle, there is a recommended need for three (rounded up from 2.3) full size pitches, meaning there is a current shortfall of two pitches based on demand from 138 teams. Demand for 3G pitches is being met in Burnley as there are three pitches (discounting Gawthorpe Hall) to service demand (159 teams) for three (rounded up from 2.65) pitches.

Alternatively, the table below considers the number of 3G pitches required if every team was to remain within their respective analysis area for training.

Table 3.5: 3G pitch requirements in each analysis area:

Analysis area	Current number of teams	3G requirement	Current number of 3G pitches	Potential shortfall
Bacup	37	1	-	1
Haslingden	27	1	-	1
Rawtenstall	3	1	-	1
South West	2	1	-	1
Waterfoot	5	1	1	-
Whitworth	7	1	-	1
Rossendale	81	6	1	5
Barrowford & Western Parishes	31	1	-	1
Brierfield & Reedley	14	1	-	1
Colne & District	30	1	-	1
Nelson	33	1	1	-
West Craven	30	1	-	1
Pendle	138	5	1	4
East Burnley & Cliviger	45	1	-	1
North Burnley	51	1	2	-
Pahidam & Hapton	30	1	-	1
South Burnley	0	-	1	-
West Burnley	33	1	-	1
Burnley	159	4	3	3

Based on the number of teams in each analysis area, there is a shortfall of five 3G pitches in Rossendale, four 3G pitches in Pendle and three 3G pitches in Burnley. Only the Waterfoot Analysis Area in Rossendale, the Nelson Analysis Area in Pendle and the North Burnley and South Burnley analysis areas in Burnley are serviced by an adequate number of pitches.

Moving match play to 3G pitches

Improving pitch quality is one way to increase the capacity at sites but given the cost of doing such work and the continued maintenance required (and associated costs) alternatives need to be considered that can offer a more sustainable model for the future of football.

Seven community football teams use 3G pitches for matches, six of which use Prairie Fields, whilst one uses Nelson & Colne College.

ROSSENDALE, PENDLE & BURNLEY PLAYING PITCH ASSESSMENT

The table below tests a scenario if all 5v5 and 7v7 football is moved to 3G pitches. A programme of play has been created based on the current peak time (Sunday AM).

Table 3.6: Moving all mini matches to 3G pitches

Time	AGP	Total games/teams
9.30am – 10.30am	4 x 5v5	4/8
10.30am – 11.30am	2 x 7v7	2/4
11.30am – 12.30pm	2 x 7v7	2/4
12.30pm – 1.30pm	2 x 7v7	2/4

In Rossendale, there are currently 11 5v5 teams which would require two (rounded up from 1.38) 3G pitches and 12 7v7 teams which would require one 3G pitch. Therefore, based on the above programming and separate start times for 5v5 and 7v7 matches, the overall need is for two 3G pitches to accommodate all mini football demand within Rossendale, whilst also leaving some spare capacity (0.62 of a pitch) for growth. With Alder Grange School included (as floodlighting is not needed during the stated kick-off times) the above programme can be accommodated on the current supply of pitches.

In Pendle, there are 22 5v5 teams which would require three (rounded up from 2.75) 3G pitches and 19 7v7 teams which would require two (rounded up from 1.58) 3G pitches. This results in a need for three pitches to accommodate all mini football, of which there is currently one.

In Burnley, there are 29 5v5 teams which would require four (rounded up from 3.63) 3G pitches and 31 7v7 teams which would require three (rounded up from 2.58) 3G pitches, resulting in an overall need for four pitches. Discounting Gawthorpe Hall due to its unavailability, there are currently three 3G pitches, meaning there is a shortfall of one pitch.

If the three local authorities were to combine in order to accommodate all mini football on AGPs, there is a need for eight 3G pitches (rounded up from 7.75) to satisfy 5v5 demand (62 teams) and six 3G pitches (rounded up from 5.17) to satisfy 7v7 demand (62 teams). The overall need for eight 3G pitches means there is a current shortfall of two pitches.

3.4 Supply and demand analysis

There is currently limited spare capacity existing on the current supply of 3G pitches during mid-week when teams require access for training. This lack of spare capacity is emphasised by the FA model, which suggests that to meet training demand there is a shortfall of pitches in Rossendale and Pendle, whilst a shortfall in Burnley exists if each team was to stay within their respective analysis area.

Priority should therefore be placed on the creation of new 3G pitches in order to reduce shortfalls. Potential sites which can suitably accommodate a pitch should be identified within each local authority.

ROSSENDALE, PENDLE & BURNLEY PLAYING PITCH ASSESSMENT

AGP summary

- ◀ There are seven full size 3G AGPs within Rossendale, Pendle and Burnley. Of these, two pitches are in Rossendale, one is in Pendle and four are in Burnley.
- ◀ The pitch at Gawthorpe Hall is considered unavailable to the community as Burnley FC retains dedicated use. The remaining pitches are all available for community use. All pitches are floodlit, with the exception of Alder Grange School.
- ◀ Pitches at Fearn's School, Nelson & Colne College and Prairie Fields are FA registered to host competitive matches.
- ◀ The carpet of an AGP usually lasts for approximately 10 years. As all 3G pitches within Rossendale, Pendle and Burnley have either been built or resurfaced in the last six years, no major quality issues exist.
- ◀ On the basis that there are 81 teams playing within Rossendale, there is a recommended need for two full size 3G pitches, of which there is currently one (discounting Alder Grange School).
- ◀ In Pendle, there is a recommended need for three full size pitches, meaning there is a current shortfall of two pitches based on demand from 138 teams.
- ◀ Demand for 3G pitches is being met in Burnley as there are three pitches (discounting Gawthorpe Hall).
- ◀ If each team stayed within their respective analysis area there is a shortfall of five 3G pitches in Rossendale, four 3G pitches in Pendle and three 3G pitches in Burnley.
- ◀ Moving all mini football to AGPs would result in the need for two 3G pitches in Rossendale, three 3G pitches in Pendle and four 3G pitches in Burnley.
- ◀ Priority should be placed on the creation of new 3G pitches in order to reduce shortfalls. Potential sites which can suitably accommodate pitch should be identified within each local authority.

ROSSENDALE, PENDLE & BURNLEY PLAYING PITCH ASSESSMENT

PART 4: CRICKET

4.1: Introduction

The Lancashire Cricket Board is the main governing and representative body for cricket across Rossendale, Pendle and Burnley. Its aim is to promote the game at all levels through partnerships with professional and recreational cricketing clubs, and other appropriate agencies.

Consultation

There are 28 clubs across Rossendale, Pendle and Burnley, of which 14 responded to an online survey request equating to a response rate of 50%. The clubs which did not respond to the survey are as follows:

- ◀ BMY CC
- ◀ Bradley Boys CC
- ◀ Brierfield Jinnah CC
- ◀ Burnley Belvedere CC
- ◀ Dukes CC
- ◀ Hussania CC
- ◀ KPK CC
- ◀ Pakistan CC
- ◀ Pendle Forest CC
- ◀ Pendle Tigers CC
- ◀ United CC
- ◀ Watan CC
- ◀ Whitefield CC
- ◀ Wood CC

Of the 14 unresponsive clubs, 12 form part of the Pendle District Cricket League. The League was consulted via a face-to-face meeting, however, meaning information relating to those clubs has been provided. The remaining unresponsive clubs are Pendle Forest CC and Burnley Belvedere CC.

4.2: Supply

In total, there are 20 senior grass cricket pitches in Rossendale, Pendle and Burnley all of which are available for community use. Of the pitches, 11 are located in Pendle, five in Rossendale and four in Burnley.

Table 4.1: Summary of pitches

Analysis area	Available for community use (used)
Rossendale	5
Pendle	11
Burnley	4
Total	20

ROSSENDALE, PENDLE & BURNLEY PLAYING PITCH ASSESSMENT

Non turf wickets

Non-turf wickets accompany grass wicket squares at the following sites:

- ◀ Bacup Cricket Club
- ◀ Burnley Cricket Club
- ◀ Edenfield Cricket Club
- ◀ Lowerhouse Cricket Club
- ◀ New Hall Hey Cricket Ground
- ◀ Rawtenstall Cricket Club
- ◀ Towneley Park
- ◀ Burnley Belvedere Cricket Club
- ◀ Earby Cricket Club
- ◀ Haslingden Cricket Club
- ◀ Nelson Cricket Club
- ◀ Padiham Cricket Club
- ◀ Swinden Playing Fields

In addition, there are nine standalone non-turf wicket pitches at the following sites:

- ◀ Hameldon College
- ◀ Marsden Heights School
- ◀ Rolls Royce
- ◀ Sir John Thursby School
- ◀ Unity College School
- ◀ Haslingden Cricket Club
- ◀ Pendle Vale School
- ◀ Shuttleworth College
- ◀ Ringstone Crescent

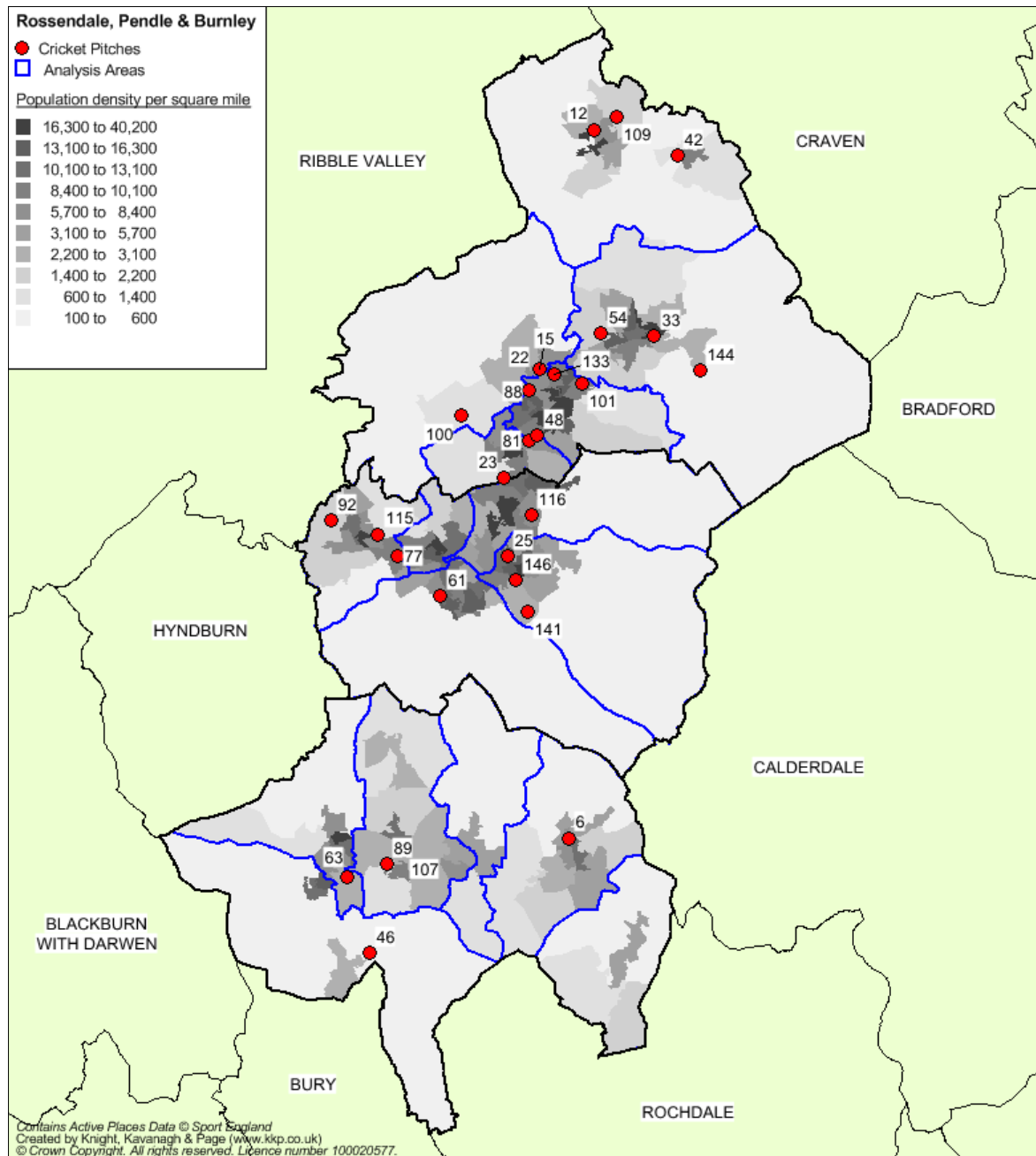
Of the standalone non-turf wicket pitches, only the wickets at Haslingden Cricket Club, Marsden Heights School, Pendle Vale School, Sir John Thursby School and Shuttleworth College are available to the community and only Haslingden Cricket Club records any regular use. All remaining standalone non-turf wicket pitches are unavailable to the community and the wicket at Rolls Royce is now reported as disused.

Competitive senior cricket is not generally sanctioned on non-turf wickets (by the leagues), however, they are used for junior cricket and for training purposes with the aid of mobile nets.

The ECB's TS6 Guidance on performance standards sets requirements for match pitches that are non-turf wickets. The ECB highlights that pitches which follow this guidance are suitable for high level play. It should be noted that this is guidance for clubs and not standards.

ROSSENDALE, PENDLE & BURNLEY PLAYING PITCH ASSESSMENT

Figure 4.1: Location of cricket pitches in Rossendale, Pendle and Burnley



ROSSENDALE, PENDLE & BURNLEY PLAYING PITCH ASSESSMENT

Table 4.2: Key to map of cricket pitches

Site ID	Site name	Local authority	Community use?	No. of grass pitches	No. of grass pitches with non-turf wicket	No. of standalone non-turf pitches
25	Burnley Cricket Club	Burnley	Yes	-	1	-
61	Hameldon College	Burnley	No	-	-	1
77	Lowerhouse Cricket Club	Burnley	Yes	-	1	-
92	Padiham Cricket Club	Burnley	Yes	-	1	-
115	Shuttleworth College	Burnley	Yes-unused	-	-	1
141	Towneley Park	Burnley	Yes	-	1	-
146	Unity College School	Burnley	No	-	-	1
12	Barnoldswick Cricket Club	Pendle	Yes	1	-	-
15	Barrowford Cricket Club	Pendle	Yes	1	-	-
22	Bullholme Playing Fields	Pendle	Yes	1	-	-
23	Burnley Belvedere Cricket Club	Pendle	Yes	-	1	-
33	Colne Cricket Club	Pendle	Yes	1	-	-
42	Earby Cricket Club	Pendle	Yes	-	1	-
48	Edge End Pavillion	Pendle	Yes	1	-	-
54	Foulridge Cricket Club	Pendle	Yes	1	-	-
81	Marsden Heights School	Pendle	Yes-unused	-	-	1
88	Nelson Cricket Club	Pendle	Yes	-	1	-
100	Pendle Forest Cricket Club	Pendle	Yes	1	-	-
101	Pendle Vale School	Pendle	Yes-unused	-	-	1
108	Ringstone Crescent	Pendle	Yes-unused	-	-	1
109	Rolls Royce	Pendle	No-disused	-	-	1
133	Swinden Playing Fields	Pendle	Yes	-	1	-
6	Bacup Cricket Club	Rossendale	Yes	-	1	-
46	Edenfield Cricket Club	Rossendale	Yes	-	1	-
63	Haslingden Cricket Club	Rossendale	Yes	-	1	1
89	New Hall Hey cricket Ground	Rossendale	Yes	-	1	-
107	Rawtenstall Cricket Club	Rossendale	Yes	-	1	-

Towneley Park, Burnley used to contain eight cricket squares, however, clubs moved off the site to play within Pendle in the Pendle & District Cricket League. However, this site could be an option to re-provide pitches to meet any future demand.

Pitch quality

The quality of cricket pitches has been assessed via a combination of site visits (using non-technical assessments as) and user consultation to reach and apply an agreed rating as follows:

- ◀ Good
- ◀ Standard
- ◀ Poor

ROSSENDALE, PENDLE & BURNLEY PLAYING PITCH ASSESSMENT

The percentage parameters used for the non-technical assessments were; Good (>80%), Standard (50-80%), Poor (<50%). The audit of grass wicket cricket pitches in Rossendale, Pendle and Burnley found nine pitches to be good quality and the remaining 11 as standard quality.

Table 3.2: Pitch quality

Site ID	Site name	Local authority	Analysis area	Pitch quality
25	Burnley Cricket Club	Burnley	East Burnley & Cliviger	Good
77	Lowerhouse Cricket Club	Burnley	Padiham & Hapton	Good
92	Padiham Cricket Club	Burnley	Padiham & Hapton	Standard
141	Towneley Park	Burnley	East Burnley & Cliviger	Standard
12	Barnoldswick Cricket Club	Pendle	West Craven	Good
15	Barrowford Cricket Club	Pendle	Barrowford & Western Parishes	Good
22	Bullholme Playing Fields	Pendle	Barrowford & Western Parishes	Standard
23	Burnley Belvedere Cricket Club	Pendle	Brierfield & Reedley	Good
33	Colne Cricket Club	Pendle	Colne & District	Good
42	Earby Cricket Club	Pendle	West Craven	Standard
48	Edge End Pavilion	Pendle	Nelson	Good
54	Foulridge Cricket Club	Pendle	Colne & District	Standard
88	Nelson Cricket Club	Pendle	Nelson	Standard
100	Pendle Forest Cricket Club	Pendle	Barrowford & Western	Standard
133	Swinden Playing Fields	Pendle	Nelson	Standard
6	Bacup Cricket Club	Rossendale	Bacup	Good
46	Edenfield Cricket Club	Rossendale	South West	Standard
63	Haslingden Cricket Club	Rossendale	Haslingden	Standard
89	New Hall Hey Cricket Ground	Rossendale	Rawtenstall	Standard
107	Rawtenstall Cricket Club	Rossendale	Rawtenstall	Good

Of standalone non-turf wicket pitches which were assessed, all were rated as good quality, with the exception of Haslingden Cricket Club, which was assessed as standard quality. Rolls Royce was not assessed due to being disused.

Further to site assessments, clubs were asked to rate the overall quality of pitches used. Of responding clubs, ten deem their home pitch to be good quality, with the remaining four clubs rating quality as standard.

Both Stacksteads CC and Edenfield CC cite drainage as the main reason they rate their respective pitches as standard. Foulridge CC rate the quality of their pitch as standard due to a mole infestation, whilst Barrowford CC rates quality as standard due to poor maintenance, which in particular relates to a lack of seeding. Nelson CC reports standard quality due to high amounts of wear and tear on the wickets.

The Pendle District Cricket League cites that Towneley Park is poor quality and is no longer accessed by the League due to this. The Leagues reports that quality worsened

ROSSENDALE, PENDLE & BURNLEY PLAYING PITCH ASSESSMENT

year on year due to poor levels of maintenance and as a result became too dangerous for regular use.

Maintaining high pitch quality is the most important aspect of cricket. If the wicket is poor, it can affect the quality of the game and can, in some instances, become dangerous. To obtain a full technical assessment of wicket and pitches, the ECB recommends a Performance Quality Standard Assessment (PQS). The PQS looks at a cricket square to ascertain whether the pitch meets the Performance Quality Standards which are benchmarked by the Institute of Groundsmanship. The report identifies surface issues and suggests options for remediation together with likely costs. For further guidance on this, please contact the ECB.

Ancillary facilities

All clubs which responded to consultation have access to changing room facilities at their respective home ground. The quality of facilities varies from site to site but changing facilities are generally described as good or acceptable. Only Padiham CC, Barrowford CC and Stacksteads CC report that an improvement is needed.

Security of tenure

All cricket pitch sites are currently considered to be secured i.e. pitches that will continue to be provided over the next three years. In addition, security of tenure is generally not an issue for clubs as the majority own their home ground.

Own	Lease	Rent
Haslingden CC Barrowford CC Edenfield CC Earby CC Colne CC Rawtenstall CC Burnley CC Bacup CC	Padiham CC Barnoldswick CC Lowerhouse CC Nelson CC	Foulridge CC Stacksteads CC

All clubs with a lease arrangement in place have over 25 years remaining on the current agreement. Neither Foulridge CC nor Stacksteads CC report any issues in relation to renting their respective pitches.

All clubs competing in the Pendle District Cricket League rent their pitches. This is considered standard practice for one-team clubs as they could not sustain their own pitch.

Training

Access to cricket nets is important, particularly for pre-season/winter training. None of the clubs have access to indoor nets on site and therefore must travel off site to access practice facilities in the winter.

In addition, the following clubs used pitches are currently without practice nets:

- ◀ Burnley Cricket Club
- ◀ Haslingden Cricket Club
- ◀ Stacksteads Cricket Club

ROSSENDALE, PENDLE & BURNLEY PLAYING PITCH ASSESSMENT

4.3: Demand

Cricket clubs in Rossendale, Pendle and Burnley are a mixture of large clubs offering several senior and junior teams and single-team adult only clubs. In total, there are 28 clubs servicing the local authorities generating 56 senior teams and 54 junior teams, amounting to 110 teams in total.

The number of teams is relatively evenly split across the local authorities, with Rossendale containing 34 teams, Pendle containing 40 teams and Burnley containing 36 teams. There are a large number of senior teams in Pendle (32) when compared to Rossendale (14) and Burnley (10), however, which is in part due to the Pendle District Cricket League.

Table 4.5: Summary of teams by analysis area

Local authority	No. of competitive teams	
	Senior	Junior
Rossendale	14	20
Pendle	32	8
Burnley	10	26
Total	54	54

Despite a national recognition that cricket is currently experiencing a reduction in participation, the amount of teams within Rossendale, Pendle and Burnley has actually increased over the last three years, particularly at junior level. A total of six clubs report an increase in junior teams over the previous three years, whilst only two clubs report a decrease. All clubs report that their number of senior teams has remained the same.

The Pendle District Cricket League also reports an increase in participation. In 2012, the League comprised of just six teams compared to presently having 12 teams. For clubs which have increased in size, reasons for growth include improved facilities, increased advertising and working closely with local schools.

Women's and girls' cricket

Women's and girls' cricket is a national priority and there is a target to establish more female teams in every local authority over the next five years. Despite this, there are currently no dedicated female teams within Rossendale, Pendle and Burnley, although girls can play in mixed junior teams.

Last Man Stands

Last Man Stands (LMS) was founded in 2005, in London. This social outdoor eight-a-side T20 cricket game is played midweek, lasts approximately two hours and is typically played on non-turf wickets as opposed to grass wickets. All eight wickets are required to bowl a team out so when the seventh wicket falls, the 'Last Man Stands' on his own. This shorter format of the game has encouraged more people to participate in the sport and has increasing popularity.

LMS does not currently operate in any of three local authorities and is not a particular target area at this time.

ROSSENDALE, PENDLE & BURNLEY PLAYING PITCH ASSESSMENT

Unmet demand

None of the clubs report current unmet demand for pitches, that is, no clubs report that teams were unable to play due to a lack of pitches. The Pendle District Cricket League, however, reports that it currently has a waiting list of three teams due to a lack of pitches available. The League wishes for all three teams to be based within Pendle.

Latent demand

No clubs report latent demand. That is, no clubs report that they would currently be able to field more teams if more pitches were available to them.

Sport England's Market Segmentation Tool enables analysis of 'the percentage of adults that would like to participate in cricket but are not currently doing so'. The tool identifies latent demand of 373 people in Burnley, 377 people in Pendle and 290 people in Rossendale.

Future demand

Future demand can be defined in two ways, through participation increases and using population forecasts.

Team generation rates are used below as the basis for calculating the number of teams likely to be generated in the future based on population growth (2026). Based on this, it is predicted that there will be an increase of four junior boys' teams.

Table 4.6: Team generation rates

Age group	Current population within age group	Current no. of teams	Team Generation Rate	Future population within age group	Predicted future number of teams	Additional teams that may be generated from the increased population
Senior Men (18-55)	60,168	54	1:1,114	57,341	51.5	0
Senior Women (18-55)	61,080	0	0	57,165	0.0	0.0
Junior Boys (7-17)	16,376	53	1:309	17,823	57.7	4.7
Junior Girls (7-17)	15,728	1	1:15,728	17,202	1.1	0.1

In addition to potential increases from population growth a number of clubs state that they wish to increase the number of teams they currently have.

Table 4.7: Club growth aspirations

Club	Local authority	No. of competitive teams		
		Senior men	Senior women	Junior
Padiham CC	Burnley	-	1	2
Lowerhouse CC	Burnley	-	-	1
Burnley CC	Burnley	-	-	1
Barrowford CC	Pendle	-	-	1
Earby CC	Pendle	-	-	2

ROSSENDALE, PENDLE & BURNLEY PLAYING PITCH ASSESSMENT

Club	Local authority	No. of competitive teams		
		Senior men	Senior women	Junior
Nelson CC	Pendle	-	-	2
Rawtenstall	Rossendale	1	-	2
Bacup CC	Rossendale	-	-	3
Stacksteads CC	Rossendale	-	-	1
Total		1	1	15

There are clubs within each local authority that wish to grow. In Rossendale, this amounts to potential growth of one senior team and six junior teams, compared to one senior team and four junior teams in Burnley and five junior teams in Pendle.

Peak time demand

An analysis of match play identifies that peak time demand for cricket pitches is Sunday for senior cricket and midweek for junior cricket. In total, 32 senior teams play on Saturdays, whilst the remaining 22 play on Sundays. Junior teams tend to play on a variety of days that can also include Saturday and Sundays, but is generally on weekdays.

3.4: Capacity analysis

Capacity analysis for cricket is measured on a seasonal rather than weekly basis. This is due to playability (i.e., only one match is generally played per pitch per day at weekends or weekday evening). Wickets are rotated throughout the season to reduce wear and allow repair. Therefore, it is more accurate to assess capacity seasonally rather than weekly. The capacity of a pitch to accommodate matches is driven by the number and quality of wickets. This section presents the current pitch stock available for cricket in Kirklees. It illustrates the:

- ◀ Number of grass and artificial cricket wickets per pitch
- ◀ Number of competitive matches per season per pitch

To help calculate pitch capacity, the ECB suggests that a good quality wicket should be able to take:

- ◀ 5 matches per season per grass wicket (adults).
- ◀ 60 matches per season per synthetic wicket (adults).

This information is used to allocate capacity ratings as follows:

Potential capacity	Play is below the level the site could sustain
At capacity	Play matches the level the site can sustain
Overused	Play exceeds the level the site can sustain

No non-turf wicket pitches are recorded as accommodating more than 60 matches per season, therefore, all non-turf wickets are considered to have spare capacity. This translates to actual spare capacity for junior cricket as peak time is midweek, whereby non-turf wickets are more commonly used and matches can be played on a variety of days

ROSSENDALE, PENDLE & BURNLEY PLAYING PITCH ASSESSMENT

As no senior teams are recorded as playing on a non-turf wicket, non-turf wickets have been discounted from the table overleaf.

ROSSENDALE, PENDLE & BURNLEY PLAYING PITCH ASSESSMENT

Table 4.8: Cricket pitch capacity

Site ID	Site name	Local authority	Analysis area	No. of pitches	No. of wickets	Quality rating	Actual play (sessions per season)	Capacity (sessions per season)	Capacity rating (sessions per season)
25	Burnley Cricket Club	Burnley	East Burnley & Cliviger	1	20	Good	96	100	4
77	Lowerhouse Cricket Club	Burnley	Padiham & Hapton	1	18	Good	74	90	16
92	Padiham Cricket Club	Burnley	Padiham & Hapton	1	14	Standard	40	70	30
141	Towneley Park	Burnley	East Burnley & Cliviger	1	8	Poor	0	40	40
12	Barnoldswick Cricket Club	Pendle	West Craven	1	14	Good	60	70	10
15	Barrowford Cricket Club	Pendle	Barrowford & Western Parishes	1	7	Good	34	35	1
22	Bullholme Playing Fields	Pendle	Barrowford & Western Parishes	1	10	Standard	12	50	38
23	Burnley Belvedere Cricket Club	Pendle	Brierfield & Reedley	1	10	Good	34	50	16
33	Colne Cricket Club	Pendle	Colne & District	1	18	Good	48	90	42
42	Earby Cricket Club	Pendle	West Craven	1	10	Standard	48	50	2
48	Edge End Pavillion	Pendle	Nelson	1	6	Good	12	30	18
54	Foulridge Cricket Club	Pendle	Colne & District	1	11	Standard	37	55	18
88	Nelson Cricket Club	Pendle	Nelson	1	15	Standard	50	75	25
100	Pendle Forest Cricket Club	Pendle	Barrowford & Western	1	8	Standard	12	40	28
133	Swinden Playing Fields	Pendle	Nelson	1	7	Standard	12	35	23
6	Bacup Cricket Club	Rossendale	Bacup	1	24	Good	64	120	56
46	Edenfield Cricket Club	Rossendale	South West	1	14	Standard	56	70	14
63	Haslingden Cricket Club	Rossendale	Haslingden	1	21	Standard	76	105	29
89	New Hall Hey Cricket Ground (Stacksteads CC)	Rossendale	Rawtenstall	1	9	Standard	20	45	25

ROSSENDALE, PENDLE & BURNLEY PLAYING PITCH ASSESSMENT

Site ID	Site name	Local authority	Analysis area	No. of pitches	No. of wickets	Quality rating	Actual play (sessions per season)	Capacity (sessions per season)	Capacity rating (sessions per season)
107	Rawtenstall Cricket Club	Rossendale	Rawtenstall	1	15	Good	34	90	56

ROSSENDALE, BURNLEY & PENDLE PLAYING PITCH ASSESSMENT

3.5: Supply and demand analysis

Spare capacity

The next step is to ascertain whether or not any identified 'potential capacity' can be deemed 'spare capacity'. There may be situations where, although a site is highlighted as potentially able to accommodate some additional play, this should not be recorded as spare capacity against the site. For example, a site may be managed to regularly operate slightly below full capacity to ensure that it can cater for a number of regular training sessions, or to protect the quality of the site.

All pitches within Rossendale, Pendle and Burnley currently show potential spare capacity amounting to a combined total of 477 match equivalent sessions. Although this appears high it is generally due to the large number of wickets on some squares, for example, Bacup Cricket Club which has the most with 24 and Haslingden Cricket Club which has 21 and Burnley Cricket Club which has 20. However, when considering availability in the peak period, the actual spare capacity is dramatically reduced. The extent to which these are available at peak time (Sundays) is highlighted below.

Table 4.9: Actual spare capacity

Site ID	Site name	Local authority	Spare capacity (sessions per season)	Pitches available in peak period (Sunday)	Comments
25	Burnley Cricket Club	Burnley	4	-	No spare capacity during peak time.
77	Lowerhouse Cricket Club	Burnley	16	-	No spare capacity during peak time.
92	Padiham Cricket Club	Burnley	30	0.5	Actual spare capacity.
141	Towneley Park	Burnley	40	1	Pitch is currently unused therefore actual spare capacity.
12	Barnoldswick Cricket Club	Pendle	10	-	No spare capacity during peak time.
15	Barrowford Cricket Club	Pendle	1	-	No spare capacity during peak time.
22	Bullholme Playing Fields	Pendle	38	-	No spare capacity during peak time.
23	Burnley Belvedere Cricket Club	Pendle	16	0.5	Actual spare capacity.
33	Colne Cricket Club	Pendle	42	-	No spare capacity during peak time.
42	Earby Cricket Club	Pendle	2	0.5	Actual spare capacity discounted due to minimal spare capacity.
48	Edge End Pavilion	Pendle	18	-	No spare capacity during peak time.
54	Foulridge Cricket Club	Pendle	18	-	No spare capacity during peak time.

ROSSENDALE, BURNLEY & PENDLE PLAYING PITCH ASSESSMENT

Site ID	Site name	Local authority	Spare capacity (sessions per season)	Pitches available in peak period (Sunday)	Comments
88	Nelson Cricket Club	Pendle	25	-	No spare capacity during peak time.
100	Pendle Forest Cricket Club	Pendle	28	-	No spare capacity during peak time.
133	Swinden Playing Fields	Pendle	23	-	No spare capacity during peak time.
6	Bacup Cricket Club	Rossendale	56	-	No spare capacity during peak time.
46	Edenfield Cricket Club	Rossendale	14	0.5	Actual spare capacity.
63	Haslingden Cricket Club	Rossendale	29	-	No spare capacity during peak time.
89	New Hall Hey Cricket Ground	Rossendale	45	0.5	Actual spare capacity.
107	Rawtenstall Cricket Club	Rossendale	56	-	No spare capacity during peak time.

Despite all grass wicket pitches showing spare capacity, there are only five available during peak time for senior cricket. Of pitches with actual spare capacity, there are 1.5 pitches within Burnley, one with Rossendale and 0.5 within Pendle.

Overplay

Overplay occurs when more play is accommodated at a site than it is able to sustain. Three sites are considered to be overplayed beyond capacity. When sites are well maintained they are able to accommodate a certain amount of overplay, however, continued overplay will have a detrimental effect on pitches.

There are currently no overplayed pitches within Rossendale, Pendle and Burnley; however, Barrowford Cricket Club and Earby Cricket Club are both being played close to capacity. It is recommended that no increase in play occurs on these pitches in order to sustain current quality.

3.6 Conclusions

Consideration must be given to the extent in which current provision can accommodate current and future demand. The table below looks at available spare capacity at peak time (Sundays) considered against overplay and future demand from TGRs and club consultation. Unmet demand (three teams) reported by the Pendle District Cricket League has also been included.

Future demand for junior teams is not included because, as previously mentioned, spare capacity is considered to exist for junior matches both now and in the future as no non-turf wickets are adjudged to be at capacity or overplayed.

Demand of 0.5 can be seen where there is expressed demand for one team (based on playing home and away fixtures).

ROSSENDALE, BURNLEY & PENDLE PLAYING PITCH ASSESSMENT

Table 4.10: Capacity of cricket pitches

Local authority	Actual spare capacity (matches)	Demand (matches)			Total
		Overplay	Unmet demand	Future demand	
Rossendale	1	-	-	0.5	0.5
Pendle	0.5	-	1.5	-	-1
Burnley	1.5	-	-	0.5	1
Total	3	-	1.5	1	0.5

The table above highlights that current and future demand can be accommodated in Rossendale and Burnley, however, there is a shortfall of pitches in Pendle. This is due to the unmet demand reported by the Pendle District Cricket League.

Cricket summary

- ◀ There are 20 senior grass cricket pitches across Rossendale, Pendle and Burnley all of which are available for community use. Of the pitches, 11 are located in Pendle, five in Rossendale and four in Burnley. In addition, there are nine standalone non-turf wicket pitches.
- ◀ The audit of grass wicket cricket pitches in Rossendale, Pendle and Burnley found nine pitches to be good quality and the remaining 11 as standard quality.
- ◀ In total, there are 28 clubs servicing the local authorities generating 56 senior teams and 54 junior teams, amounting to 110 teams in total.
- ◀ The Pendle District Cricket League reports that it currently has a waiting list of three teams due to a lack of pitches available.
- ◀ Based on TGRs, it is predicted that there will be an increase of four junior boys' teams.
- ◀ There are clubs within each local authority that wish to grow. In Rossendale, this amounts to potential growth of one senior team and six junior teams, compared to one senior team and four junior teams in Burnley and five junior teams in Pendle.
- ◀ Women's and girls' cricket is a national priority and there is a target to establish more female teams in every local authority over the next five years. Despite this, there are currently no dedicated female teams within Rossendale, Pendle and Burnley, although girls can play in mixed junior teams.
- ◀ All pitches within Rossendale, Pendle and Burnley currently show potential spare capacity amounting to a combined total of 477 match equivalent sessions, however, only five are available during peak time for senior cricket (Sundays).
- ◀ Of pitches with actual spare capacity, there are 1.5 pitches within Burnley, one with Rossendale and 0.5 within Pendle.
- ◀ No pitches are overplayed, although Barrowford Cricket Club and Earby Cricket Club are operating close to capacity.
- ◀ Spare capacity is considered to exist for junior matches both now and in the future as no non-turf wickets are adjudged to be at capacity or overplayed.
- ◀ Current and future demand can be accommodated in Rossendale and Burnley; however, there is a shortfall of pitches in Pendle. This is due to the unmet demand reported by the Pendle District Cricket League.

ROSSENDALE, BURNLEY & PENDLE PLAYING PITCH ASSESSMENT

PART 5: RUGBY UNION

5.1: Introduction

The Rugby Football Union (RFU) is the governing body for the sport across England. There is a full-time development officer in the region who works closely with all the clubs to maximise their potential. This work involves developing club structures, including working towards the RFU accreditation (Clubmark) and the development of school-club structures.

Club consultation

There are four clubs based across Rossendale, Pendle and Burnley:

- ◀ Burnley RUFC
- ◀ Colne & Nelson RUFC
- ◀ Pendle RUFC
- ◀ Rossendale RUFC

Burnley RUFC and Pendle RUFC completed an online survey, whilst Colne & Nelson RUFC and Rossendale RUFC were met with face to face (as well as also completing an online survey).

5.2: Supply

There are 13 senior pitches and two mini pitches located across Rossendale, Pendle and Burnley. Of these, six senior pitches are within Rossendale, five are within Pendle and two are within Burnley. Both mini pitches are within Pendle.

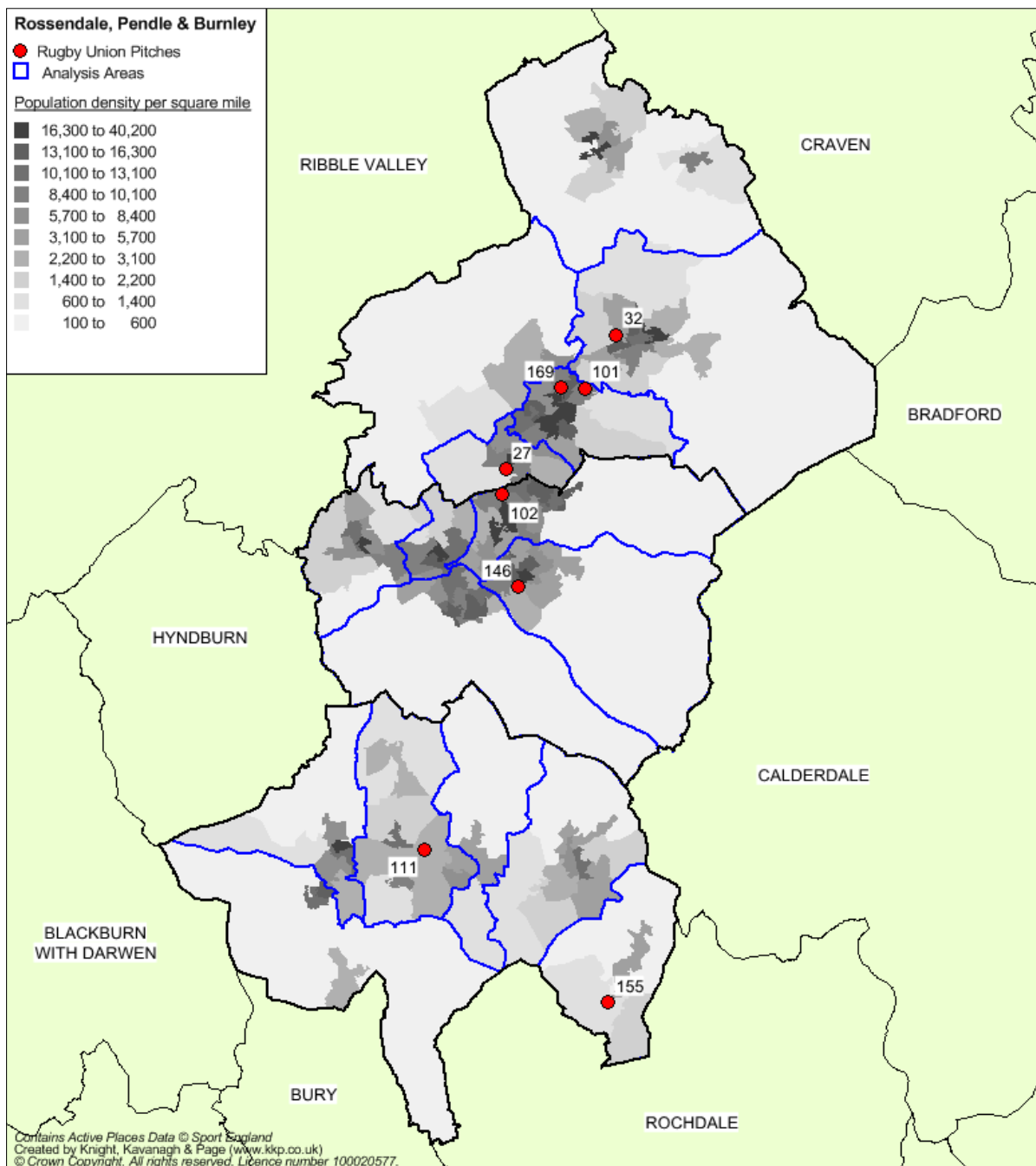
All pitches are considered available for community use.

Table 5.1: Summary of grass rugby union pitches.

Local authority	No. of senior pitches	No. of mini pitches
Rossendale	6	-
Pendle	5	2
Burnley	2	-
Total	13	2

ROSSENDALE, BURNLEY & PENDLE PLAYING PITCH ASSESSMENT

Figure 5.1: Location of rugby union pitches within Rossendale, Pendle and Burnley



For a key to the map see Table 5.6

ROSSENDALE, PENDLE & BURNLEY PLAYING PITCH ASSESSMENT

Pitch quality

The methodology for assessing rugby pitch quality looks at two key elements; the maintenance programme and the level of drainage on each pitch. An overall quality based on both drainage and maintenance can then be generated.

The agreed rating for each pitch type also represents actions required to improve pitch quality. A breakdown of actions required based on the ratings can be seen below:

Table 5.2: Definition of maintenance categories

Category	Definition
M0	Action is significant improvements to maintenance programme
M1	Action is minor improvements to maintenance programme
M2	Action is no improvements to maintenance programme

Table 5.3: Definition of drainage categories

Category	Definition
D0	Action is pipe drainage system is needed on pitch
D1	Action is pipe drainage is needed on pitch
D2	Action is slit drainage is needed on pitch
D3	No action is needed on pitch drainage

Table 5.4: Quality ratings based on maintenance and drainage scores

		Maintenance		
		Poor (M0)	Adequate (M1)	Good (M2)
Drainage	Natural Inadequate (D0)	Poor	Poor	Standard
	Natural Adequate (D1)	Poor	Standard	Good
	Pipe Drained (D2)	Standard	Standard	Good
	Pipe and Slit Drained (D3)	Standard	Good	Good

Overall in Rossendale, Pendle and Burnley there are two good, eight standard and three poor quality senior pitches. The good quality senior pitches are located at Burnley Rugby Club and Prairie Fields, whilst the poor quality pitches are located at Colne & Nelson Rugby Club and Rossendale Rugby Club.

Table 5.5: Senior pitch quality ratings

Senior pitches		
Good	Standard	Poor
2	8	3

In addition, the mini pitch at Hodge House Playing Fields is assessed as poor quality and at Pendle Vale School is assessed as standard quality.

ROSSENDALE, PENDLE & BURNLEY PLAYING PITCH ASSESSMENT

The table below shows the agreed quality ratings for each of the sites in Rossendale, Pendle and Burnley based on a combination of non-technical site assessment scores as well as user ratings.

Table 5.6: Site quality ratings

Site ID	Site name	Local authority	Analysis area	Community use?	Tenure	Pitch type	Non tech score	Quality rating	Floodlit?	Comments
102	Prairie Fields	Burnley	North Burnley	Yes	Secured	Senior	M2 / D3	Good	No	Good quality senior pitch due to being pipe and slit drained and receiving high levels of maintenance. Also used for rugby league.
146	Unity College School	Burnley	East Burnley & Cliviger	Yes-unused	Secured	Senior	M1 / D2	Standard	No	Standard quality senior pitch pipe drained. Available to the community however unused.
27	Burnley Rugby Club	Pendle	Brierfield & Reedley	Yes	Secured	Senior	M1 / D3	Good	Yes	Good quality floodlit senior pitch. Pipe and slit drained. Used for training and matches.
						Senior	M1 / D2	Standard	No	Standard quality pipe drained pitch.
32	Colne & Nelson Rugby Club	Pendle	Colne & District	Yes	Secured	Senior	M1 / D0	Poor	No	Senior pitch with poor drainage. Used as a training pitch.
						Senior	M1 / D0	Poor	No	Senior pitch with poor drainage.
						Senior	M1 / D1	Standard	No	Senior pitch with natural (adequate) drainage. Also used by Burnley Tornados American Football Club.
101	Pendle Vale College	Pendle	Nelson	Yes-unused	Secured	Mini	M1 / D1	Standard	No	Mini pitch with natural (adequate) drainage. Available to the community however no use is recorded.
169	Hodge House Playing Fields	Pendle	Nelson	Yes	Secured	Mini	M0 / D1	Poor	No	Poor quality mini pitch due to low levels of maintenance.
						Senior	M1 / D1	Standard	No	Standard quality senior pitch with natural (adequate) drainage.
						Senior	M1 / D1	Standard	No	Standard quality senior pitch with natural (adequate) drainage.
155	Whitworth Community High School	Rossendale	Whitworth	Yes-unused	Secured	Senior	M1 / D1	Standard	No	Standard quality senior pitch with natural (adequate) drainage. Available to the community, however, unused.

ROSSENDALE, BURNLEY & PENDLE PLAYING PITCH ASSESSMENT

Security of tenure

Burnley RUFC owns its home ground through Burnley Sports Club and therefore tenure is considered secure. Tenure is also considered secure for Colne & Nelson RUFC and Rossendale RUFC (through Rossendale Sports Club) as both clubs have long term lease agreements in place which do not expire for 28 years and 70 years respectively. The terms of the lease at Rossendale are unclear as it is believed that not all of the pitches are included, this should be explored further.

Pendle RUFC rents its current home ground (Hodge House Playing Fields) from Pendle Council and reports no issues with this arrangement. A lease arrangement between the Club and the Council, however, would be beneficial in the longer term, as this will provide the Club with greater security of tenure and will also allow the Club to seek funding for pitch and facility improvements.

NB: Due to promotion Pendle RUFC has had to rent a second site owned by the Council (Swinden Playing Fields) as the pitches at Hodge House are not appropriate for meeting league standards (changing facilities are too far from the pitches).

Ancillary facilities

There is currently no on site changing provision at Hodge House Playing Fields to service Pendle RUFC. The Club states a need for facilities to be provided.

All remaining clubs have access to changing provision, however quality is poor and facilities require improving. Both Burnley RUFC and Rossendale RUFC report that more changing rooms are required at their respective home ground as the current supply does not meet demand in relation to the number of pitches. For example, there are only two changing rooms at Burnley RUFC to accommodate four teams which may be playing at any one time.

Colne & Nelson RUFC has recently refurbished its changing facilities and therefore no issues were reported.

5.3: Demand

Competitive play

Four clubs play across Rossendale, Pendle and Burnley consisting of 11 senior, 13 junior and 15 mini teams. Included within this number is one junior girls' team (u15s), which is fielded by Burnley RUFC. There are no other female only teams in the Area; however, girls can play in mixed mini teams up to the age of 12.

Of the clubs, three play their home matches in Pendle, whilst the remaining club plays in Rossendale. Therefore, there are no clubs based within Burnley.

Table 5.7: Summary of demand

Club	Local authority	Analysis area	No. of rugby union teams		
			Senior	Junior	Mini
Burnley RUFC	Pendle	Brierfield & Reedley	4	4	6
Colne & Nelson RUFC	Pendle	Colne & District	3	3	3

ROSSENDALE, BURNLEY & PENDLE PLAYING PITCH ASSESSMENT

Club	Local authority	Analysis area	No. of rugby union teams		
			Senior	Junior	Mini
Pendle RUFC	Pendle	Nelson	1	-	-
Rossendale RUFC	Rossendale	Rawtenstall	3	6	6
Total			11	13	15

Two clubs report that participation has decreased over the last three years, Pendle RUFC and Colne & Nelson RUFC. Pendle RUFC reports a decrease in both senior and junior teams due to a lack of changing facilities on site, whilst Colne & Nelson RUFC has lost a junior (u15s) team due to a lack of demand. On the other hand, Burnley RUFC and Rossendale RUFC report that playing numbers have increased throughout their clubs.

Training

The majority of teams train at their home ground on match pitches. As a result, usage is concentrated which reduces the capacity for match play on these pitches and means they are more likely to be overplayed. A key factor in determining the extent of training on match pitches is the presence of floodlighting. There are two pitches floodlit across Rossendale, Pendle and Burnley, one at Rossendale RUFC and one at Burnley RUFC.

Rossendale RUFC, Colne & Nelson RUFC and Burnley RUFC all train at their respective home ground, whilst Pendle RUFC trains off-site at Pendle Vale College. The Club, however, reports a desire to have a floodlighting installed at Hodge House Playing Fields, in part due to the hire charge attached to renting the School site.

Colne & Nelson RUFC is also without floodlighting at its home ground, but the Club does have a dedicated training pitch. The pitch receives five hours of training demand per week, which equates to three match equivalent sessions. This usage is therefore taken into consideration when determining capacity.

Similarly, Burnley RUFC estimates that it accesses its floodlit pitch for training eight hours per week (five match equivalent sessions), whilst Rossendale RUFC trains on its floodlit pitch for six hours per week (four match equivalent sessions).

There are no AGPs within the local authorities that are World Rugby compliant and therefore no (contact) training can take place on the current stock of pitches.

Additional usage

In addition to regular rugby union use, one senior pitch at Colne & Nelson Rugby Club is also used by Burnley Tornados American Football Club for matches and occasional training. Due to the seasons overlapping, this use results in reducing the pitch's capacity for regular rugby union use.

Latent demand

No clubs report latent demand. That is, no clubs report that they would currently be able to field more teams if more pitches were available to them.

Sport England's Segmentation Tool enables analysis of 'the percentage of adults that would like to participate in rugby union but are not currently doing so'. The tool identifies

ROSSENDALE, BURNLEY & PENDLE PLAYING PITCH ASSESSMENT

latent demand of 213 people in Burnley, 244 people in Pendle and 180 people in Rossendale.

ROSSENDALE, BURNLEY & PENDLE PLAYING PITCH ASSESSMENT

Unmet demand

Unmet demand is existing demand that is not getting access to pitches. It is usually expressed, for example, where a team is already training but is unable to access a match pitch or where a league has a waiting list due to a lack of pitch provision, which in turn is hindering its growth.

Both Burnley RUFC and Pendle RUFC report unmet demand for one senior team, whilst Rossendale RUFC reports unmet demand for two junior teams (u17s and u18s).

Future demand

Future demand can be defined in two ways, through participation increases and using population forecasts.

Team generation rates are used below as the basis for calculating the number of teams likely to be generated in the future based on population growth (2026). There is an expected increase of one junior boys' team across the three local authorities.

Table 5.8: Team generation rates

Age group	Current population within age group	Current no. of teams	Team Generation Rate	Future population within age group (2037)	Predicted future number of teams	Additional teams that may be generated from the increased population
Senior Men (19-45)	41,853	10	1:4185	41,125	9.8	0
Senior Women (19-45)	42,661	0	0	40,967	0	0
Junior Boys (13-18)	8,991	11	1:817	10,090	12.3	1.3
Junior Girls (13-18)	8,619	1	1:8619	9,765	1.1	0.1
Mini rugby mixed (7-12)	17,434	16	1:1090	18,414	16.9	0.9

Future demand expressed by clubs can be seen in the table below, with all clubs reporting an intention to increase the number of their teams in the future. Where quantified, planned growth amounts to four senior men's, two senior women's, seven junior boys', four junior girls' and three mini teams. This amounts to 8.5 match equivalent sessions on senior pitches and 1.5 match equivalent sessions on mini pitches (based on one team requiring 0.5 of a pitch when playing home and away).

Table 5.9: Future demand expressed by clubs

Club	Future demand			Comments
	Senior	Juniors	Mini	
Burnley RUFC	1	1	-	It reports an intention to create one senior men's and one youth boys' team.
Colne & Nelson RUFC	2	4	1	The Club has aspirations to create one senior men's, one senior women's, two youth boys', two youth girls' teams and one mini team.
Pendle RUFC	1	2	1	One more senior men's, two youth boys' and one mini team is planned.

ROSSENDALE, BURNLEY & PENDLE PLAYING PITCH ASSESSMENT

Club	Future demand			Comments
	Senior	Juniors	Mini	
Rosendale RUFC	2	4	1	It has plans to increase its number of teams by one senior men's, one senior women's, two junior boys', two junior girls' and one mini team.
Total	6	11	3	

Peak time demand

In order to fully establish actual spare capacity, the peak period needs to be established. The peak time for demand of senior rugby pitches is Saturday PM. The peak time for junior and mini teams is Sunday AM, although junior teams also play on senior pitches. Women and Girls play is Sunday PM.

5.4: Capacity analysis

The capacity for pitches to regularly accommodate competitive play, training and other activity over a season is most often determined by quality. As a minimum, the quality, and therefore the capacity, of a pitch affect the playing experience and people's enjoyment of playing rugby. In extreme circumstances it can result in the inability of the pitch to cater for all or certain types of play during peak and off peak times. To enable an accurate supply and demand assessment of rugby pitches, the following assumptions are applied to site by site analysis:

- ◀ All sites that are used for competitive rugby matches (regardless of whether this is secured community use) are included on the supply side.
- ◀ All competitive play is on senior sized pitches (except for where mini pitches are provided).
- ◀ From U13 upwards, teams play 15 v15 and use a full pitch.
- ◀ Mini teams (U6-U12) play on half of a senior pitch i.e. two teams per senior pitch.
- ◀ For senior and youth teams the current level of play per week is set at 0.5 for each match played based on all teams operating on a traditional home and away basis (assumes half of matches will be played away).
- ◀ For mini teams, play per week is set at 0.25 for each match played based on all teams operating on a traditional home and away basis and playing across half of one adult team.
- ◀ All male adult club rugby takes place on a Saturday afternoon.
- ◀ All U13-18 rugby takes place on a Sunday morning.
- ◀ Training that takes place on club pitches is reflected by the addition of team equivalents.
- ◀ Team equivalents have been calculated on the basis that 30 players (two teams) train on the pitch for 90 minutes (team equivalent of one) per night.

ROSSENDALE, BURNLEY & PENDLE PLAYING PITCH ASSESSMENT

As a guide, the RFU has set a standard number of matches that each pitch should be able to accommodate. Capacity is based upon a basic assessment of the drainage system and maintenance programme ascertained through a combination of the quality assessment and the club survey as follows:

Table 5.10: Pitch capacity (matches per week) based on quality assessments

		Maintenance		
		Poor (M0)	Adequate (M1)	Good (M2)
Drainage	Natural Inadequate (D0)	0.5	1.5	2
	Natural Adequate or Pipe Drained (D1)	1.5	2	3
	Pipe Drained (D2)	1.75	2.5	3.25
	Pipe and Slit Drained (D3)	2	3	3.5

This guide should only be used as a very general measure of potential pitch capacity and does not account for specific circumstances at time of use and assumes average rainfall and an appropriate end of season rest and renovation programme.

The figures are based upon a pipe drained system at 5m centres that has been installed in the last eight years and a slit drained system at 1m centres completed in the last five years.

ROSSENDALE, PENDLE & BURNLEY PLAYING PITCH ASSESSMENT

Table 5.11: Rugby union provision and level of community use

Site ID	Site name	Security of tenure	Local authority (Analysis area)	Pitch type	Quality rating	Floodlit?	Match equivalent sessions (per week)	Pitch capacity (sessions per week)	Capacity rating	Comments
146	Unity College School	Secured	Burnley (East Burnley & Cliviger)	Senior	Standard (M1/D2)	No	1	2.5	1.5	The pitch is currently unused by the community. School use reduces capacity by one match equivalent session, meaning 1.5 match equivalents of actual spare capacity remains.
102	Prairie Fields	Secured	Burnley (North Burnley)	Senior	Good (M2/D3)	No	3.5	3.5	0	The pitch is used as a secondary site by Burnley RUFC due to the home ground being over played. Also used by Burnley & Pendle RLFC.
27	Burnley Rugby Club	Secured	Pendle (Brierfield & Reedley)	Senior	Good (M1/D3)	Yes	4.5	3	1.5	Senior pitch used for all training demand as well as first and second team matches. Overplayed by 1.5 match equivalent sessions.
				Senior	Standard (M1/D2)	No	3.5	2.5	1	Senior pitch most commonly used for junior and mini pitches. Overplayed by one match equivalent session.
32	Colne & Nelson Rugby Club	Secured	Pendle (Colne & District)	Senior	Poor (M1/D0)	No	3	1.5	1.5	Poor quality senior pitch used as a training pitch and overplayed by 1.5 match equivalent sessions.
				Senior	Poor (M1/D0)	No	2	1.5	0.5	Poor quality senior pitch overplayed by 0.5 match equivalent sessions.
				Senior	Standard (M1/D1)	No	3	2	1	Senior pitch also used by Burnley Tornado's American Football Club. Taking that usage into account, the pitch is overplayed by one match equivalent.
101	Pendle Vale College	Secured	Pendle (Nelson)	Mini	Standard (M1/D1)	No	1	2	1	The pitch is currently unused by the community. School use reduces capacity by one match equivalent session, meaning one match equivalent of actual spare capacity remains.
133	Swinden Playing Fields	Secured	Pendle (Nelson)	Senior	Standard (M1/D1)	No	1	2	1	Pitch was converted from football in order to accommodate Pendle RUFC following the Club's promotion.
169	Hodge House Playing Fields (Pendle RUFC)	Secured	Pendle (Nelson)	Mini	Poor (M1/D0)	No	0.5	1.5	1	Poor quality mini pitch with spare capacity of one match equivalent session.
				Senior	Standard (M1/D1)	No	1	2	1	Senior pitch with spare capacity of 1 match equivalent sessions.
111	Rossendale Rugby Club	Secured	Rossendale (Rawtenstall)	Senior	Standard (M1/D2)	Yes	4.5	2.5	1.5	Senior pitch used mostly for training and first team matches. Overplayed by 1.5 match equivalent sessions.
				Senior	Standard (M1/D1)	No	2	2		Senior pitch played to capacity.
				Senior	Standard (M1/D1)	No	2	2		Senior pitch played to capacity. Mostly used by junior and mini teams.
				Senior	Standard (M1/D1)	No	2	2		Senior pitch played to capacity. Mostly used by junior and mini teams.
				Senior/Junior	Poor (M1/D0)	No	1.5	1.5		Poor quality senior pitch played to capacity.
155	Whitworth Community High School	Secured	Rossendale (Whitworth)	Senior	Standard (M1/D1)	No	1	2	1	The pitch is currently unused by the community. School use reduces capacity by one match equivalent session, meaning one match equivalent of actual spare capacity remains.

ROSSENDALE, PENDLE & BURNLEY PLAYING PITCH ASSESSMENT

5.5: Supply and demand analysis

Spare capacity

The next step is to ascertain whether or not any identified 'potential capacity' can be deemed 'actual capacity'. There may be situations where, although a site is highlighted as potentially able to accommodate some additional play, this should not be recorded as spare capacity against the site. For example, a site may be managed to regularly operate slightly below full capacity to ensure that it can cater for a number of regular friendly matches and activities that take place but are difficult to quantify on a weekly basis.

There are currently four senior pitches which show spare capacity within Rossendale, Pendle and Burnley. Of these, two pitches are considered to have actual spare capacity during peak time for senior rugby (Saturday pm) and likewise for junior and mini rugby (Sunday am), as seen in the table below. There is also spare capacity on the mini pitch at Hodge House Playing Fields.

Table 5.12: Actual spare capacity

Site ID	Site name	Local authority	Capacity rating	Actual spare capacity Sat pm	Actual spare capacity Sun am	Comments
146	Unity College School	Burnley	1.5	1	1	Spare capacity discounted due to being an unused education site. Further exploration is needed.
155	Whitworth Community High School	Rossendale	1	1	1	Spare capacity discounted due to being an unused education site. Further exploration is needed.
133	Swinden Playing Fields	Pendle	1	0.5	1	Actual spare capacity for senior and junior/mini rugby.
169	Hodge House Playing Fields	Pendle	1	0.5	0.5	Actual spare capacity for senior and junior/mini rugby.
			1	0.5	0.5	Mini pitch - Actual spare capacity for mini rugby.

ROSSENDALE, PENDLE & BURNLEY PLAYING PITCH ASSESSMENT

Overplay

The table below highlights the level of overplay on senior rugby pitches across Rossendale, Pendle and Burnley. In total, overplay of these pitches amounts to seven match equivalent sessions, of which 5.5 match equivalents are in Pendle and 1.5 are in Rossendale.

Table 5.13: Summary of overplay on senior pitches

Site ID	Site name	Local authority	Capacity rating
27	Burnley Rugby Club	Pendle	-1.5
			-1
32	Colne and Nelson Rugby Club	Pendle	-1.5
			-0.5
			-1
111	Rossendale Rugby Club	Rossendale	-1.5

No mini pitches are overplayed.

5.6: Conclusions

Having considered supply and demand, the table above identifies the overall spare capacity in each local authority on senior pitches. Demand of 0.5 can be seen where there is demand for one team (based on playing home and away fixtures).

Table 5.14: Overall capacity of senior pitches

Analysis area	Actual spare capacity ¹²	Demand (match equivalent sessions)			
		Overplay	Unmet demand	Future demand	Total
Rossendale	1.5	1.5	1	3	4
Pendle	-	5.5	1	6	12.5
Burnley	-	-	-	-	0
Total	1.5	7	2	9¹³	16.5

There is an overall shortfall of senior pitches amounting to 16.5 match equivalent sessions, of which all shortfalls is identified in Rossendale (4) and Pendle (12.5).

As both mini pitches have spare capacity, capacity for an increase in mini teams is considered to exist (although the increased training demand as a result of future demand may affect the capacity of senior pitches).

Improving quality of pitches will help to provide greater capacity and help to reduce overplay throughout the local authorities. First and foremost this can be done through the installation of a drainage system at sites currently without a system in place. Improved maintenance on pitches is also recommended.

One of the main reasons for overplay is training on match pitches. Clubs are reluctant to hire secondary pitches for training due to the additional costs involved and instead look to

¹² In match equivalent sessions

¹³ Includes TGRs

ROSSENDALE, PENDLE & BURNLEY PLAYING PITCH ASSESSMENT

develop their own grounds in order to accommodate demand. By removing all training demand from match pitches, however, overplay would significantly reduce.

A more practical way to alleviate overplay would be to install additional floodlighting. By having more floodlight pitches, training demand can be spread across more pitches (or on separate land) therefore resulting in less overuse. Good floodlighting at club sites is a key development tool in enabling clubs to grow participation as well as balancing usage across pitches.

Another reason for overplay is mini teams playing on senior pitches. By potentially marking out additional mini pitches away from the senior pitches, overplay will be reduced.

Rugby union summary

- ◀ There six senior pitches within Rossendale, five within Pendle and two within Burnley, as well as two mini pitches within Pendle. All pitches are considered available for community use.
- ◀ There are two good, eight standard and three poor quality senior pitches. One mini pitch is assessed as standard and one is assessed as poor.
- ◀ Four clubs play across Rossendale, Pendle and Burnley consisting of 11 senior, 13 junior and 15 mini teams.
- ◀ Both Burnley RUFC and Pendle RUFC report unmet demand for one senior team, whilst Rossendale RUFC reports unmet demand for two junior teams.
- ◀ All clubs report an intention to increase the number of their teams in the future. Where quantified, planned growth amounts to four senior men's, two senior women's, seven junior boys', four junior girls' and three mini teams.
- ◀ The peak time for demand for senior rugby is Saturday pm and for mini/junior teams is Sunday am, although junior teams mostly play on senior pitches.
- ◀ In total, there is considered to be 3 match equivalent sessions of actual spare capacity. Of this, all match equivalents are in Pendle.
- ◀ In total, overplay of these pitches amounts to seven match equivalent sessions, of which 5.5 match equivalents are in Pendle and 1.5 are in Rossendale.
- ◀ There is an overall shortfall of senior pitches amounting to 16.5 match equivalent sessions, of which all shortfalls are identified in Rossendale (4) and Pendle (12.5).
- ◀ Improving quality of pitches will help to provide greater capacity and help to reduce overplay throughout the Area. In addition, removing all training demand from match pitches would significantly reduce overplay. A more practical way to alleviate overplay, however, would be to install additional floodlighting.

ROSSENDALE, PENDLE & BURNLEY PLAYING PITCH ASSESSMENT

PART 6: RUGBY LEAGUE

6.1 Introduction

The Rugby Football League (RFL) is the governing body for rugby league in Britain and Ireland. It administers the England national rugby league team, the Challenge Cup, Super League and the Championships which form the professional and semi-professional structure of the game in the UK. The RFL also administers the amateur and junior game across the country in association with the British Amateur Rugby League Association (BARLA).

Consultation

There are two rugby league clubs playing in the Area; West Craven Warriors RLFC (Pendle) completed an online survey, whilst Burnley & Pendle RLFC (Burnley) was unresponsive.

6.2 Supply

There is one rugby league pitch (over marked with rugby union) in Burnley (North Burnley Analysis Area), located at Prarie Fields (used by Burnley & Pendle RLFC). In Pendle, there are two pitches, one at Victory Park (used by West Craven Warriors RLFC) and one at West Craven High School (available for community use but unused), both of which are in the West Craven Analysis Area. There are no rugby league pitches in Rossendale, which correlates with there being no rugby league club.

Pitch quality

A non-technical site assessment was carried out on all rugby league pitches within Rossendale, Pendle and Burnley in order to assess the pitch as one of three categories, 'good', 'standard' or 'poor'. Carrying capacity of a pitch is dependent upon the quality of a pitch which is outlined below:

Category	Capacity
Good	3 matches per week
Standard	2 matches per week
Poor	1 match per week

All three pitches within the local authorities were assessed as standard quality, meaning they can each accommodate two matches per week.

6.3: Demand

West Craven Warriors RLFC fields one senior men's team, one senior women's team and two primary teams (u9s and u11s). All matches are played at Victory Park as well as six hours of training (on the match pitch) each week during the league season.

The Club reports no issues with the pitch at Victory Park, however, does express a demand for a dedicated clubhouse facility and an AGP for winter and floodlit training. Changing rooms are currently shared with football and cricket teams which use the Site, whilst some training demand is displaced into Skipton.

Burnley & Pendle RLFC fields one senior men's team which plays at Prarie Fields.

ROSSENDALE, PENDLE & BURNLEY PLAYING PITCH ASSESSMENT

Future demand

West Craven Warriors RLFC reports plans to increase its number of teams by two junior boys' teams, two junior girls' teams and three primary teams. The Club notes that it has a close relationship with West Craven High School which helps to attract players. It is believed by the Club that all potential future teams can be accommodated at Victory Park.

6.4: Supply and demand analysis

When taking into account match play only, the pitch at Victory Park currently has spare capacity amounting to 0.5 match equivalent sessions (based on a senior team using 0.5 of a pitch and a primary team using 0.25 of a pitch). When factoring in training demand (six hours per week) the pitch is overplayed by 3.5 match sessions per week. As a result, it is unlikely that expressed future demand by West Craven Warriors RLFC can be accommodated on the pitch.

In order to reduce overplay and accommodate future demand, a possible solution would be to remove all training demand from the pitch. This can be done through creating a separate training area (ideally floodlit) at Victory Park away from the match pitch, or by providing a rugby suitable AGP within Pendle, which in turn would result in West Craven Warriors RLFC no longer needing to travel to Skipton.

Alternatively, an additional match pitch could be provided at Victory Park, although this is dependent on available space. A better solution, therefore, could be to explore community use at West Craven High School in order to transfer play away from Victory Park. The School reported during consultation that the pitch was available for community use.

Based on match play only, spare capacity of 1.5 match equivalents sessions is deemed to exist at Prarie Fields. It is recommended, however, that further consultation occurs with Burnley & Pendle RLFC to fully understand the clubs needs and use of the pitch.

Rugby league summary

- ◀ There is one rugby league pitch in Burnley (North Burnley Analysis Area), located at Prarie Fields (used by Burnley & Pendle RLFC). In Pendle, there are two pitches, one at Victory Park (used by West Craven Warriors RLFC) and one at West Craven High School (available for community use but unused), both of which are in the West Craven Analysis Area. There are no rugby league pitches in Rossendale, which correlates with there being no rugby league club.
- ◀ All three pitches were assessed as standard quality, meaning they can each accommodate two matches per week.
- ◀ West Craven Warriors RLFC fields one senior men's team, one senior women's team and two primary teams. All matches are played at Victory Park as well as six hours of training each week during the league season. However, some training demand is displaced to Skipton. The Club reports plans to increase its number of teams by two junior boys' teams, two junior girls' teams and three primary teams.
- ◀ The Club reports no issues with the pitch at Victory Park, however, does express a demand for a dedicated clubhouse facility and an AGP for winter and floodlit training.
- ◀ When taking into account match play and training the Victory Park pitch is overplayed by 3.5 match sessions per week but has 0.5 match sessions of spare capacity when just accounting for match play.
- ◀ West Craven High School has one pitch which although is available for community use is currently unused. It is located approx. five minutes' drive away from Victory and could be an option for future use by West Craven Warriors RLFC to help alleviate overplay.
- ◀ Burnley & Pendle RLFC fields one senior men's team which plays at Prarie Fields. Based on match play alone, spare capacity of 1.5 match equivalents sessions is deemed to exist at Prarie Fields. It is recommended, however, that further consultation occurs with Burnley & Pendle RLFC to fully understand the clubs needs and use of the pitch.

ROSSENDALE, PENDLE & BURNLEY PLAYING PITCH ASSESSMENT

PART 7: HOCKEY

7.1: Introduction

Hockey in England is governed by England Hockey (EH) and is administered locally by the Lancashire Hockey Association.

Competitive league hockey matches can only be played on sand based, sand dressed or water based artificial grass pitches (AGPs). Although competitive play cannot take place on third generation turf pitches (3G), 40mm pitches may be suitable, in some instances, for school training and are preferred to poor grass or tarmac surfaces. For adults, a full size pitch for competitive matches must measure 100x60 yards.

It is considered that a hockey pitch can accommodate a maximum of four matches on the peak day (Saturdays) provided that the pitch has floodlighting.

Club consultation

There are no hockey clubs in Rossendale or Burnley. There is one club in Pendle (Pendle Forest Hockey Club) which was consulted.

7.2: Supply

There are eight full size (sand based/dressed) artificial pitches across Rossendale, Pendle and Burnley. Of these, one is located in Rossendale, two are in Pendle and five are in Burnley.

Table 7.1: Full size sand AGPs by location

Site ID	Site name	Floodlit?	Local authority	Analysis area
115	Shuttleworth College	Yes	Burnley	Padiham & Hapton
116	Sir John Thursby School	Yes	Burnley	North Burnley
118	Spirit of Sport	Yes	Burnley	East Burnley & Cliviger
138	Thomas Whitham College	Yes	Burnley	North Burnley
146	Unity College	Yes	Burnley	East Burnley & Cliviger
81	Marsden Heights School	Yes	Pendle	Nelson
101	Pendle Vale School	Yes	Pendle	Nelson
51	Fearn School	Yes	Rossendale	Waterfoot

All pitches are available to the community, with the exception of Unity College.

In addition, there are also smaller facilities that, although not big enough for competitive matches, could potentially be used for hockey training.

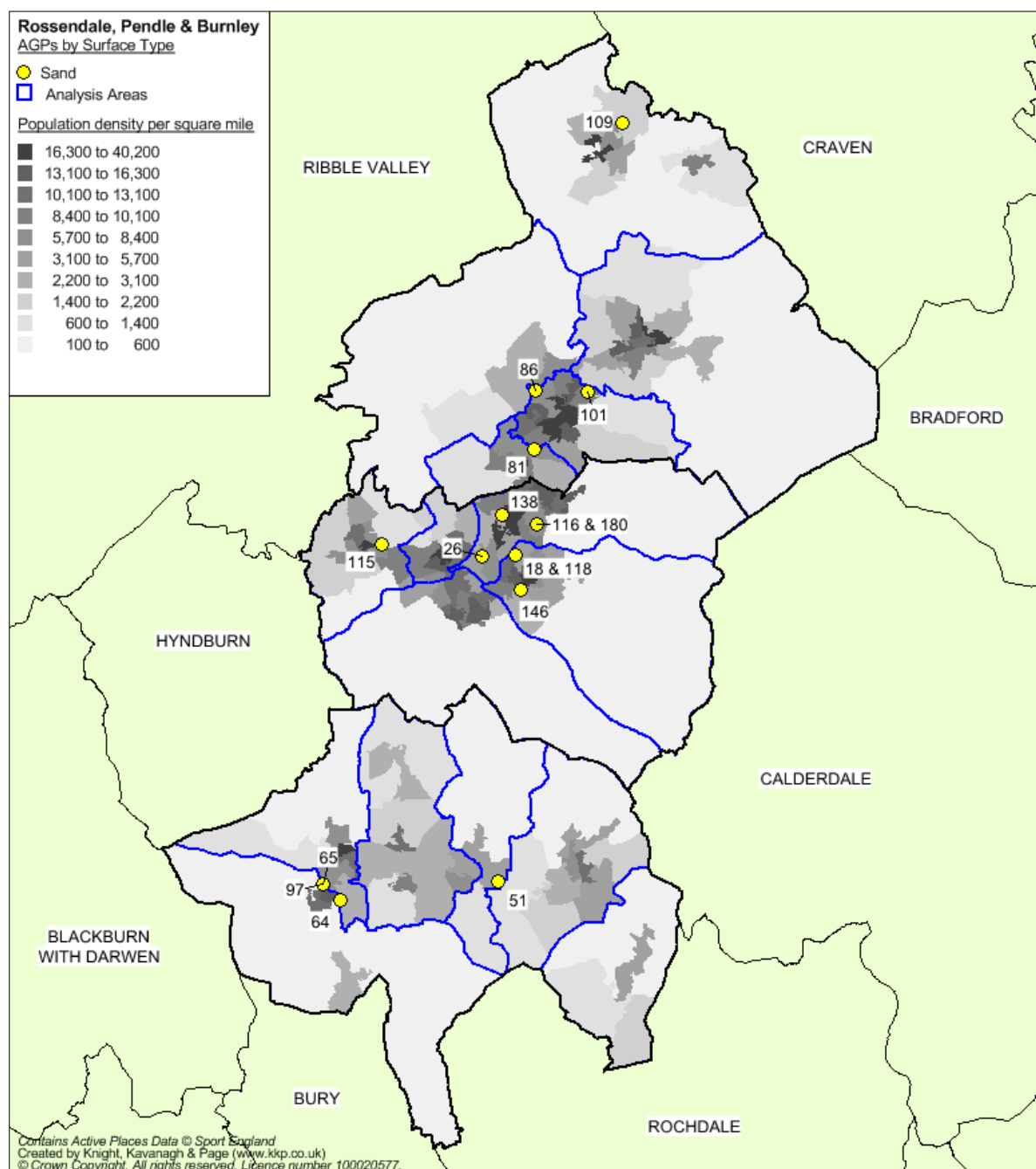
Table 7.2: Smaller sized sand AGPs

Site ID	Site name	Size (yards)	Floodlit?	Local authority	Analysis area
26	Burnley College	60 x 40	Yes	Burnley	North Burnley
86	Nelson & Colne College	50 x 30	Yes	Pendle	Nelson
109	Rolls Royce	40 x 20	Yes	Pendle	West Craven
64	Haslingden High School	60 x 40	No	Rossendale	Haslingden

ROSSENDALE, PENDLE & BURNLEY PLAYING PITCH ASSESSMENT

The map below shows the location of all sand AGPs across the three local authorities, regardless of size and community use.

Map 7.1: Location of all sand AGPs



Quality

Through the audit assessment, all full size AGPs with Rossendale, Pendle and Burnley were assessed as standard quality.

It is considered that the carpet of an AGP usually lasts for approximately 10 years (depending on levels of use). All sand based pitches across Rossendale, Pendle and Burnley have been built or refurbished within the last 10 years. The pitch at Spirit of Sport is

ROSSENDALE, PENDLE & BURNLEY PLAYING PITCH ASSESSMENT

the oldest at nine years old (without refurbishment) meaning the surface will soon require replacing.

It is recommended that a sinking fund is in place at all sites with an AGP in order to ensure eventual refurbishment can go ahead.

7.3: Demand

The only club servicing the three local authorities is Pendle Forest Hockey Club. The Club consists of three senior women's teams, one veteran's team and two junior girls' teams (u13s and u15s).

All senior teams within the Club play at Marsden Heights School, whilst the junior teams play at the University of Central Lancashire (Preston). Although the junior teams are technically displaced (due to playing outside of Pendle), it is necessary due to the use of central venues by the Central Lancashire Hockey League. As a result, there is no demand for the junior teams to play within Pendle.

All training activity occurs at Marsden Heights School, which is hired for two and a half hours each Tuesday evening from August to March. The Club also accommodates boys up to the age of 14 for training purposes, but has no plans in place to create a junior boys' team.

The Club are happy with the facilities at Marsden Heights School and reports no issues with pitch quality. There is an aspiration for the Club to have its own clubhouse on site, however, opinion within the School and the Club is that the Club is not currently large enough to make it sustainable. The clubs first team are currently required to provide post-match refreshments and have to travel to Belvedere Rugby Club in order to do so.

Future demand

Pendle Forest Hockey Club reports that its membership numbers have remained relatively static over the previous three years, with the same number of teams fielded since 2012. The Club also states that it does not expect to expand in the future and has no plans for growth, noting that, unlike other clubs in Lancashire, it does not have the benefit of a University to feed the club.

In order to ensure there is not a reduction in the number of teams, the Club delivers coaching sessions in local primary schools and as a result has a high number of children under 13 who will feed into the junior teams when they are old enough.

Latent demand

Sport England's Segmentation Tool enables analysis of 'the percentage of adults that would like to participate in hockey but are not currently doing so'. The tool identifies latent demand of 131 people in Burnley, 135 people in Pendle and 105 people in Rossendale.

No latent demand was expressed by Pendle Forest Hockey Club.

ROSSENDALE, PENDLE & BURNLEY PLAYING PITCH ASSESSMENT

7.4 Supply and demand analysis

Based on four adult teams from Pendle Forest Hockey Club requiring a pitch at peak time (Saturday) there is a requirement for one (rounded up from 0.5) full sized, floodlit, hockey pitch in Pendle based on teams playing home and away (and based on a floodlit AGP being able to accommodate a maximum of four matches on a Saturday). There are currently two pitches which meet this criteria, therefore, supply is deemed sufficient enough to meet demand. As junior teams play on Sundays and can also be accommodated on smaller AGPs, supply is also considered adequate to meet the demand for junior hockey (if demand returned to Pendle).

Focus should be placed on ensuring the quality of the AGP at Marsden Heights School is sustained so that it can continue to accommodate Pendle Forest Hockey Club for the foreseeable future.

There are four full sized hockey pitches in Burnley (discounting Unity College which is unavailable for community use) currently servicing no hockey teams and no regular hockey use. Whilst some supply may be required in order to satisfy any potential future demand, there is a clear surplus of pitches.

In Rossendale there is one full sized sand based AGP with no current hockey use. The pitch, however, may be needed to accommodate any potential future demand.

Hockey summary

- ◀ There are eight full size (sand based/dressed) artificial pitches across Rossendale, Burnley and Pendle. Of these, one is located in Rossendale, two are in Pendle and five are in Burnley.
- ◀ Through the audit assessment, all full size AGPs with Rossendale, Pendle and Burnley were assessed as standard quality.
- ◀ The only club servicing the three local authorities is Pendle Forest Hockey Club, which plays all its home matches at Marsden Heights School in Pendle. The Club consists of three senior women's teams, one senior women's veterans' team and four junior girls' teams. The Club itself reports no aspiration to grow in terms of teams, however, there is likely to be future participation increases based on England Hockey growth rates.
- ◀ Supply is deemed sufficient enough to meet current and future demand for both senior and junior hockey in Pendle. Focus should be placed on ensuring the quality of the AGP at Marsden Heights School is sustained.
- ◀ There are four full sized hockey AGPs in Burnley (discounting Unity College which is unavailable for community use) and one in Rossendale with no hockey use/demand. Whilst some supply may be required in order to satisfy any potential future demand, there is a clear surplus of pitches.

ROSSENDALE, PENDLE & BURNLEY PLAYING PITCH ASSESSMENT

PART 8: TENNIS

8.1: Introduction

The Lawn Tennis Association (LTA) is the organisation responsible for the governance of tennis and administers the sport locally across Rossendale, Pendle and Burnley.

Consultation

Three tennis clubs responded to an online survey request across Rossendale, Pendle and Burnley. These clubs are Craven Tennis Club, Burnley Lawn Tennis Club and Parkwood Tennis Club.

8.2: Supply

There are a total of 54 tennis courts identified in the three local authorities across 19 sites, all of which are available for community use. The courts are relatively evenly distributed, with 21 courts in Burnley, 17 courts in Rossendale and 16 courts in Pendle.

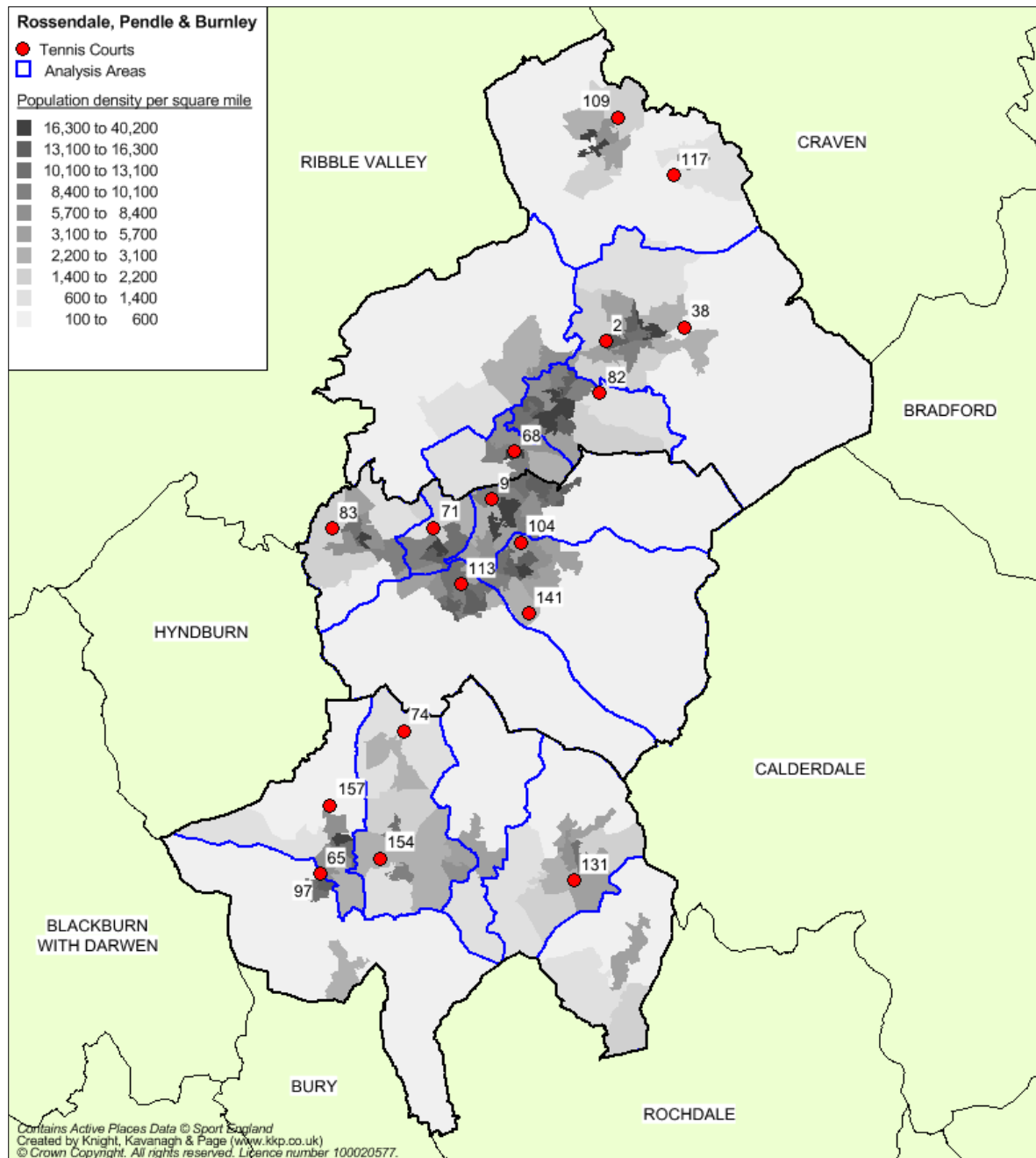
Table 7.1: Summary of the number of courts by local authority

Local authority	Number of courts (sites)
Rossendale	21 (7)
Pendle	16 (6)
Burnley	21 (7)
Total	54 (19)

In addition, there are also courts within educational sites, however, no regular community use or demand is recorded. As a result, these courts have been discounted from this section of the report.

ROSSENDALE, PENDLE & BURNLEY PLAYING PITCH ASSESSMENT

Figure 8.1: Map of tennis courts



ROSSENDALE, PENDLE & BURNLEY PLAYING PITCH ASSESSMENT

Table 8.2: Tennis courts in Rossendale, Pendle and Burnley

ID	Site name	Local authority	Analysis area	Community use?	No. of courts	Court quality ¹⁴
9	Barden Gardens	Burnley	North Burnley	Yes	2	Good
71	Ightenhill Park	Burnley	West Burnle	Yes	2	Good
83	Memorial Park	Burnley	Padiham & Hapton	Yes	3	Standard
104	Queens Park	Burnley	East Burnley & Cliviger	Yes	4	Good
113	Scott Park	Burnley	South Burnley	Yes	2	Good
141	Towneley Park	Burnley	East Burnley & Cliviger	Yes	3	Poor
170	Burnley Lawn Tennis Club	Burnley	East Burnley & Cliviger	Yes	6	Good
2	Alkincoats Park	Pendle	Colne & District	Yes	2	Good
					2	Standard
38	Craven Tennis Club	Pendle	Colne & District	Yes	2	Good
68	Heyhead Park	Pendle	Brierfield & Reedley	Yes	2	Good
82	Marsden Park	Pendle	Nelson	Yes	2	Poor
					3	Standard
109	Rolls Royce	Pendle	West Craven	Yes	1	Good
117	Sough Park	Pendle	West Craven	Yes	2	Good
49	Edgeside Park	Rossendale	Waterfoot	Yes	4	Poor
65	Haslingden Sports Centre	Rossendale	South West	Yes	6	Good
74	Loveclough Park	Rossendale	Rawtenstall	Yes	2	Poor
97	Parkwood LTC	Rossendale	South West	Yes	3	Good
131	Stubbylee Park	Rossendale	Bacup	Yes	3	Standard
154	Whitaker Park	Rossendale	Rawtenstall	Yes	2	Standard
157	Worsley Park	Rossendale	Haslingden	Yes	1	Standard

¹⁴ Assessed using a non technical site assessment proforma and also takes account of user comments

ROSSENDALE, PENDLE & BURNLEY PLAYING PITCH ASSESSMENT

Quality

Of provision that is available for community use, 34 courts (58%) are assessed as good quality, 14 (24%) are deemed standard and 11 are rated as poor (18%).

Table 8.3: Summary of the quality of courts by local authority

Analysis area	Good	Standard	Poor
Rossendale	9	6	6
Pendle	9	5	2
Burnley	16	3	3
Total	34	14	11

All poor quality courts are managed by the Council, with no regular maintenance programme in place due to limited budgets. Issues surrounding the courts include poor grip underfoot, worn line markings, loose gravel and holes or rips in the surface.

Council plans in place to improve the three redgra courts at Towneley Park.

All consulted clubs (Burnley Lawn Tennis Club, Craven Tennis Club and Parkwood Tennis Club) rate the quality of their courts as good.

Ancillary provision

All clubs report access to changing facilities.

Burnley Lawn Tennis Club rate the quality of its clubhouse and changing facilities as good quality, whilst Craven Tennis Club report that its facilities are poor quality due to the age of the clubhouse and its size. The Club states that an improvement in ancillary provision would result in an increase in membership.

7.4: Demand

Competitive tennis

Craven Tennis Club consists of three junior members and 23 senior members. All junior members are boys, whilst senior membership is broken down as 20 men and three women. The Club fields three teams, all of which compete in the Burnley Evening Tennis League, which is played midweek. Membership has stayed relatively static over the previous three years, which is expected to remain the case for the foreseeable future.

Burnley Lawn Tennis Club currently has 150 members, of which there are 41 juniors and 109 seniors. Of junior membership, 18 are boys and 23 are girls, whilst 85 men and 24 women form the senior membership. The Club fields numerous teams at both senior and junior level (for males and females), the majority of which compete in the East Lancashire Tennis League. Membership has increased from 140 members in 2012, however, no future increase is expected.

As well as neither club expressing future demand, no unmet demand or latent demand was reported during consultation.

ROSSENDALE, PENDLE & BURNLEY PLAYING PITCH ASSESSMENT

Informal tennis

Following events such as Wimbledon, demand is likely to increase for recreational use of council courts. Although the LTA reports that it is hard to measure casual use as some courts are available for free, it is assumed that courts are generally busy throughout the summer months.

No clubs readily allow for casual use of their courts by the community, with the majority of clubs preferring to remain strictly private, whilst others report that pay and play is difficult to manage.

As previously mentioned, no education sites which are available for community use report any regular demand from the community. It is believed that the lack of demand is a direct result of council courts being available for free, meaning the community is less likely to pay the hire charge for using school courts.

Latent demand

Sport England's Segmentation Tool enables analysis of 'the percentage of adults that would like to participate in tennis but are not currently doing so'. The tool identifies latent demand of 1,529 people in Burnley, 1,579 people in Pendle and 1,211 people in Rossendale.

Supply and demand analysis

All clubs report spare capacity on their courts in that the current number of courts can accommodate both current and future demand. Park courts are also reported to be readily available for casual users, whilst numerous courts within education sites are available to the community if demand existed.

Priority, therefore, should be placed on improving current facilities. Within this, particular focus should be placed on improving the courts at Marsden Park and Towneley Park which are assessed as poor quality.

An improvement to the ancillary facilities at Craven Tennis Club is also required.

ROSSENDALE, PENDLE & BURNLEY PLAYING PITCH ASSESSMENT

Tennis summary

- ◀ There are a total of 54 tennis courts identified in the three local authorities across 19 sites, all of which are available for community use. The courts are relatively evenly distributed, with 21 courts in Burnley, 17 courts in Rossendale and 16 courts in Pendle.
- ◀ In addition, there are also courts within educational sites, however, no regular community use or demand is recorded.
- ◀ Of provision that is available for community use, 42 courts are assessed as good quality, five are deemed standard and seven are rated as poor.
- ◀ The courts assessed as poor quality are all located at Marsden Park (Pendle) and Towneley Park (Burnley), whilst the standard quality courts are located at Memorial Park (Burnley) and Alkincoats Park (Pendle).
- ◀ Craven Tennis Club report that its ancillary provision is poor quality due to the age of the clubhouse and its size.
- ◀ Craven Tennis Club consists of three junior members and 23 senior members. All junior members are boys, whilst senior membership is broken down as 20 men and three women.
- ◀ Burnley Lawn Tennis Club currently has 150 members, of which there are 41 juniors and 109 seniors. Of junior membership, 18 are boys and 23 are girls, whilst 85 men and 24 women form the senior membership.
- ◀ As well as neither club expressing future demand, no unmet demand or latent demand was reported during consultation.
- ◀ All clubs report spare capacity on their courts in that the current number of courts can accommodate both current and future demand. Park courts are also reported to be readily available for casual users, whilst numerous courts within education sites are available to the community if demand existed.
- ◀ Priority should therefore be placed on improving current facilities, with particular focus placed on improving the courts at Marsden Park and Towneley Park.
- ◀ An improvement to the ancillary facilities at Craven Tennis Club is also required.

ROSSENDALE, PENDLE & BURNLEY PLAYING PITCH ASSESSMENT

PART 9: BOWLS

9.1: Introduction

All bowling greens in Rossendale, Burnley & Pendle are crown greens. The British Crown Green Bowling Association is the National Governing Body for crown green bowls with overall responsibility for ensuring effective governance of flat green bowls. The bowling season runs from May to September.

Consultation

The table below highlights the clubs which completed an online survey. In total, 12 clubs from Burnley, seven from Pendle and four from Rossendale were consulted.

Table 9.1: Summary of responding clubs

Burnley	Pendle	Rossendale
Briercliffe Bowling Club	Barrowford Bowling Club	Bacup Park Bowling Club
Briercliffe Memorial Bowling Club	Brierfield Bowling Club	Greenfield Veterans Bowling Club
Causeway End Bowling Club	Colne Legion Bowling Club	Whitaker Park Bowling Club
Greenhil Social & Bowling Club	Earby Memorial Bowling Club	Whitworth Festival Bowling Club
Ighten Mount Bowling Club	Foulridge Bowling Club	
Ightenhill Bowling Club	Marsden Park Bowling Club	
Lowerhouse Park Bowling Club	Thomas Street Bowling Club	
Padiham Bowling Club		
Queens Park Bowling Club		
Queensgate Bowling Club		
Scott Park Bowling Club		
Stoneyholme Bowling Club		

9.2: Supply

There are 41 crown green bowling greens across Rossendale, Pendle and Burnley provided across 32 sites. There are 11 greens in Rossendale, 13 in Pendle and 17 in Burnley. All are available for community use.

Table 9.2: Summary of the number of greens by local authority

Analysis area	Number of greens (sites)
Rossendale	11 (10)
Pendle	13 (11)
Burnley	17 (11)
Total	41 (32)

Figure 9.1 below shows the location of all bowling greens across the local authorities. For a key to the map, see table 8.3.

ROSSENDALE, PENDLE & BURNLEY PLAYING PITCH ASSESSMENT

Figure 9.1: Distribution of bowling greens

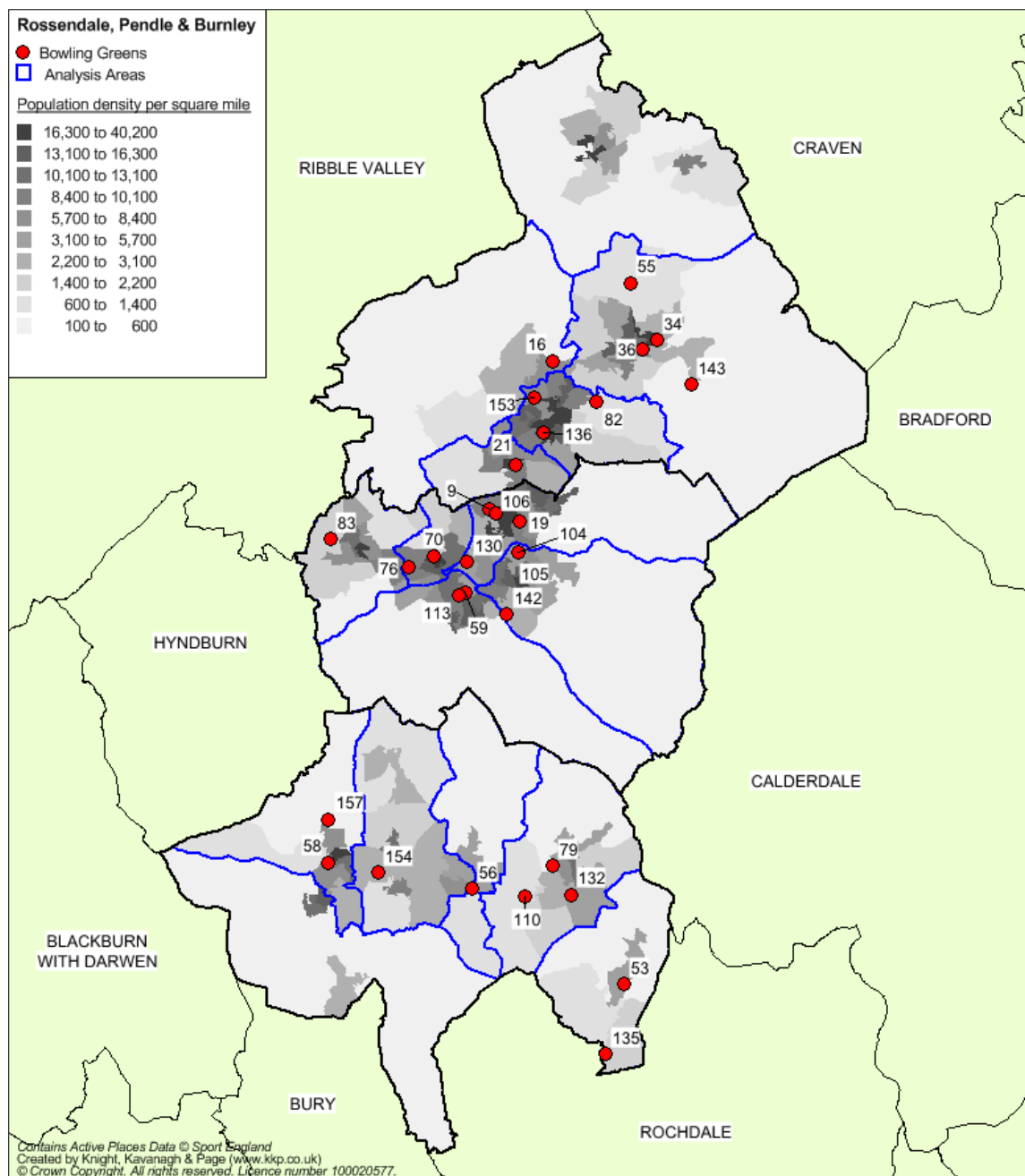


Table 9.3: Key to map

Site ID	Site	Local authority	Analysis area	No. of greens	Quality
9	Barden Gardens	Burnley	North Burnley	2	Good
19	Briercliffe Bowling Club	Burnley	North Burnley	1	Good
59	Greenhill Bowling Club	Burnley	South Burnley	1	Poor
70	Ighten Mount Bowling Club	Burnley	West Burnley	1	Good
76	Lowerhouse Bowling Club	Burnley	West Burnley	1	Good
83	Memorial Park	Burnley	Padiham & Hapton	2	Good

ROSSENDALE, PENDLE & BURNLEY PLAYING PITCH ASSESSMENT

Site ID	Site	Local authority	Analysis area	No. of greens	Quality
105	Queens Park	Burnley	East Burnley & Cliviger	2	Good
106	Queensgate Bowling Club	Burnley	North Burnley	1	Good
113	Scott Park	Burnley	South Burnley	2	Good
130	Stonyholme Rec	Burnley	North Burnley	2	Good
142	Towneley Park Causeway	Burnley	East Burnley & Cliviger	2	Standard
16	Barrowford Park	Pendle	Barrowford & Western Parishes	1	Good
21	Brierfield Bowling Club (Heyhead Park)	Pendle	Brierfield & Reedley	1	Good
34	Colne Cricket & Bowls Club	Pendle	Colne & District	1	Standard
36	Colne Royal British Legion	Pendle	Colne & District	1	Good
43	Earby Memorial Bowling Club	Pendle	West Craven	1	Standard
55	Foulridge Towngate Bowling Club	Pendle	Colne & District	1	Good
82	Marsden Park	Pendle	Nelson	2	Good
98	Pendle and Craven Croquet Club	Pendle	West Craven	1	Good
136	Thomas Street	Pendle	Nelson	2	Good
143	Trawden Forrest Bowling Club	Pendle	Colne & District	1	Good
153	Westfield Bowling Club	Pendle	Nelson	1	Good
53	Festival Park	Rossendale	Whitworth	1	Good
56	Gaghills Bowling Club	Rossendale	Waterfoot	1	Good
58	Greenfield Gardens	Rossendale	Haslingden	1	Good
79	Maden Rec	Rossendale	Bacup	1	Good
110	Rose & Bowl Stacksteads	Rossendale	Bacup	1	Good
132	Stubbylee Park	Rossendale	Bacup	2	Good
135	The Birches Hotel	Rossendale	Whitworth	1	Good
147	Victoria Park	Rossendale	Haslingden	1	Good
154	Whitaker Park	Rossendale	Rawtenstall	1	Good
157	Worsley Park	Rossendale	Haslingden	1	Good

Quality

The quality of bowling greens within Rossendale, Pendle and Burnley is generally considered to be good. All greens were assessed as good quality, with exception of Colne Cricket & Bowls Club and Earby Memorial Bowling Club in Pendle and Greenhill Bowling Club and Towneley Park Causeway in Burnley.

Colne Cricket & Bowls Club was assessed as standard due to poor quality wooden edging surrounding the green, whilst Earby Memorial Bowling Club was assessed as standard due to discolouration and the presence of worm casts. Towneley Park Causeway was assessed as standard due to the presence of weeds.

Greenhill Bowling Club was assessed as poor quality and is therefore rated as the worst bowling green across the local authorities. The main issue is the presence of fusarium (fungi) which requires urgent attention.

ROSSENDALE, PENDLE & BURNLEY PLAYING PITCH ASSESSMENT

Clubs were asked to rate the quality of their home green/s based on evenness, speed, general appearance, drainage, presence of weeds and condition of boards and gutters on a scale of good, adequate and poor. No clubs provided a poor rating to any of the above factors in Rossendale.

In Burnley, Causeway End Bowling Club (also known as Towneley Ladies Bowling Club) provided a poor rating to each question in relation to the greens at Towneley Causeway. The only other club to provide a poor rating in Burnley was Scott Park Bowling Club in relation to the condition of boards and gutters at Scott Park.

In Pendle, Foulridge Bowling Club rate the drainage at Foulridge Towngate Bowling Club as poor, whilst Marsden Park Bowling Club rate the general appearance at Marsden Park as poor. Barrowford Bowling Club rate the condition of boards and gutters as poor at Barrowford Park.

Ancillary provision

All clubs report being able to access changing accommodation with the exception of Queens Park Bowling Club. Bacup Park Bowling Club and Lowerhouse Park Bowling Club rate the quality of their pavilions as poor quality. In addition, the following clubs rate their toilet facilities as poor quality:

- ◀ Bacup Park Bowling Club
- ◀ Greenhill Social & Bowling Club
- ◀ Lowerhouse Park Bowling Club
- ◀ Padiham Bowling Club
- ◀ Queensgate Bowling Club
- ◀ Scott Park Bowling Club

All remaining clubs assess quality as either standard or good.

Maintenance

The maintenance costs associated with bowling greens is high, particularly compared to other sports such as football. This can contribute to a decline in green quality which in turn is likely to lead to a decline in participation. One way to support the maintenance is for clubs to take on elements of the regime themselves. At Barrowford Park (Pendle) an informal agreement is in place whereby the Club is provided with a mower and it does all of the summer cuts. This means that green quality is sustained and places less pressure on the local authority. In the current climate, this type of arrangement with other clubs would be beneficial not only to the local authorities but to the clubs in terms of sustaining the quality of their greens.

ROSSENDALE, PENDLE & BURNLEY PLAYING PITCH ASSESSMENT

9.3: Demand

Current demand

Of clubs consulted within Rossendale, Pendle and Burnley there are a total of 1688 members.

Table 9.4: Summary of club membership

Club name	Local authority	Members
Briercliffe Bowling Club	Burnley	35
Briercliffe Memorial Bowling Club	Burnley	34
Causeway End Bowling Club	Burnley	30
Greenhill Social & Bowling Club	Burnley	436
Ighten Mount Bowling Club	Burnley	230
Ightenhill Bowling Club	Burnley	62
Lowerhouse Park Bowling Club	Burnley	30
Padiham Bowling Club	Burnley	45
Queens Park Bowling Club	Burnley	82
Queensgate Bowling Club	Burnley	41
Scott Park Bowling Club	Burnley	36
Stoneyholme Bowling Club	Burnley	45
Barrowford Bowling Club	Pendle	45
Brierfield Bowling Club	Pendle	30
Colne Legion Bowling Club	Pendle	60
Earby Memorial Bowling Club	Pendle	47
Foulridge Bowling Club	Pendle	30
Marsden Park Bowling Club	Pendle	41
Thomas Street Bowling Club	Pendle	69
Bacup Park Bowling Club	Rossendale	33
Greenfield Veterans Bowling Club	Rossendale	50
Whitaker Park Bowling Club	Rossendale	17
Whitworth Festival Bowling Club	Rossendale	80
		Total
		1688

In total there are 1106 members in Burnley, 402 in Pendle and 180 in Rossendale across 12, seven and four clubs respectively. The high membership in Burnley can be attributed to Greenhill Social & Bowling Club (436) and Ighten Mount Bowling Club (230) having an unusually large membership base.

In correlation to a national trend of declining membership, six bowls clubs in Burnley have seen membership numbers decline since 2012. Similarly, two clubs in Rossendale have seen membership decline over the same time period, whilst just one club in Pendle (Brierfield Bowling Club) has seen a reduction in membership.

ROSSENDALE, PENDLE & BURNLEY PLAYING PITCH ASSESSMENT

One club in Pendle (Earby Memorial Bowling Club) states plans for membership to increase in the future. In Rossendale, Bacup Park Bowling Club reports plans for an increase in membership. Padiham Bowling Club, Lowerhouse Park Bowling Club, Queensgate Bowling Club and Causeway End Bowling Club state plans for a membership increase in Burnley.

All clubs report that any increase in membership can be accommodated on the greens currently available to them. It is believed that improved advertising, links with local schools and green quality improvements are the key factors to attracting more people.

Pendle

The two main leagues servicing Pendle are the Pendle District Bowling League and the Burnley & Pendle District Bowling League. Consultation with the Local Authority suggests that demand varies across the Borough with some clubs and greens being very well used whilst others have decreasing numbers of members.

At Alkincoats Park there was previously two bowling greens. One fell out of use and the other became a picnic area. Due to the work of the Philip Wright Crown Green Bowling Academy one green was brought back in to use and runs Saturday morning sessions with juniors and schools. Due to the success the second green will be brought back in to use from April 2016.

Latent demand

Sport England's Segmentation Tool enables analysis of 'the percentage of adults that would like to participate in bowls but are not currently doing so'. The tool identifies latent demand of 159 people in Burnley, 166 people in Pendle and 118 people in Rossendale.

9.4 Supply and demand analysis

The average club membership (per green) in Rossendale is 45. As Whitworth Festival Bowling Club (80) and Greenfield Veterans Bowling Club (50) operate above this average it is likely that they are operating close to capacity. In Pendle, the average club membership (per green) is 57, which Thomas Street Bowling Club (69) and Colne Legion Bowling Club (60) operate above. The average club membership (per green) in Burnley is 92, however, when discounting Greenhill Social & Bowling Club and Ighten Mount Bowling Club (which both have an unusually large membership base), the average membership (per green) is 44. Ightenhill Bowling Club (62), Queens Park Bowling Club (82) and Stoneyholme Bowling Club (45) operate above this average.

Generally, it is considered that most bowling clubs are able to accept additional members should demand increase. It is therefore unlikely that demand would increase to such an extent that additional greens will be needed, meaning any investment should instead be focused on improving existing greens. No clubs across Rossendale, Pendle and Burnley report a need for an additional green, however, it is recommended that support is offered to those clubs operating above their local authorities' average in order to ensure greens are not being overused.

Further communication is recommended with Greenhill Social & Bowling Club and Ighten Mount Bowling Club in order to gain a better understanding of the membership within the clubs.

ROSSENDALE, PENDLE & BURNLEY PLAYING PITCH ASSESSMENT

Bowls summary

- ◀ There are 41 crown green bowling greens in Rossendale, Burnley and Pendle provided across 32 sites. Of these, 11 greens are in Rossendale, 13 in Pendle and 17 in Burnley.
- ◀ All greens were assessed as good quality, with exception of Colne Cricket & Bowls Club and Earby Memorial Bowling Club in Pendle and Greenhill Bowling Club and Towneley Park Causeway in Burnley.
- ◀ Of clubs consulted within Rossendale, Pendle and Burnley there are a total of 1688 members. There are 1106 members in Burnley, 402 in Pendle and 180 in Rossendale across 12, seven and four clubs respectively.
- ◀ In correlation to a national trend of declining membership, six bowls clubs in Burnley have seen membership numbers decline since 2012. Similarly, two clubs in Rossendale have seen membership decline over the same time period, whilst just one club in Pendle (Brierfield Bowling Club) has seen a reduction in membership.
- ◀ One club in Pendle (Earby Memorial Bowling Club) states plans for membership to increase in the future. In Rossendale, Bacup Park Bowling Club reports plans for an increase in membership. Padiham Bowling Club, Lowerhouse Park Bowling Club, Queensgate Bowling Club and Causeway End Bowling Club state plans for a membership increase in Burnley.
- ◀ Generally, it is considered that most bowling clubs are able to accept additional members should demand increase. It is therefore unlikely that demand would increase to such an extent that additional greens will be needed, meaning any investment should instead be focused on improving existing greens.
- ◀ No clubs report a need for an additional green, however, it is recommended that support is offered to those clubs operating above their local authorities' average in order to ensure greens are not being overused.
- ◀ Further communication is recommended with Greenhill Social & Bowling Club and Ighten Mount Bowling Club in order to gain a better understanding of the membership within the clubs.

ROSSENDALE, PENDLE & BURNLEY PLAYING PITCH ASSESSMENT

PART 10: OTHER SPORTS

10.1: Croquet

There is one croquet club; Pendle and Craven Croquet Club, located in the West Craven Analysis Area of Pendle. The Club has five courts and one lawn. The quality and appearance of the courts and lawn is good, however the drainage is poor. This is attributed by the Club to the drainage being installed inadequately when the lawn was first made. There is a pavilion and kitchen facilities as well as car parking and a perimeter fence, however car parking is described as poor due to soft ground and the fencing is in need of repair.

The Club has approximately 50 members and this has been constant over the last three years. Matches are played throughout the week and at weekends. There is capacity at the Club for additional members and the Club is keen to recruit younger players.

10.2: Rounders

There are a number of rounders leagues operating in Burnley and the sport is growing. The summer league is held at Towneley Park from May to September on both Mondays and Wednesdays with the Wednesday league currently at capacity. An indoor league also operates from October to December and January to March. A new outdoor league is due to start winter 2015 and will be played at Prairie Sports Village.

10.2: American Football

Burnley Tornados plays its home games at Colne & Nelson RUFC. It has a strong relationship with the rugby club and pays rent for the use of all facilities. The site is open and unsecured and has a problem with dog fouling. The Club trains three times a week all year round. Burnley Tornados is club mark accredited. The club currently has 4 teams:

- ◀ U17s x2 (1 Flag)
- ◀ Adult x2 (1 Flag)

As the Club uses rugby facilities there can be issues with line markings on the pitches. There is a plot of land adjacent to the 1st team rugby pitch at the Club which has potential to be used by either the Rugby and/or American football club for training.

The Club has eight qualified coaches at present and has ambitious plans to grow in numbers. For the 2014/15 season the club played a total of 19 games across all teams, including friendlies. This should grow to 25 next season as the Club establishes itself in the BAFA League.

The club implemented a 10 week link with a local school to try and improve junior membership rates but failed by only getting one member. This is a common theme through the Club as the Club struggles to attract members at all levels. The core membership is strong which makes it sustainable. The club currently has a very large catchment with some players from Kendal playing for the Club. As equipment is expensive in the sport (roughly £400 per player) the Club has provided equipment through sponsorship. The Club has recently failed in a bid for a Sport England grant.

Colne & Nelson RUFC are in the midst of upgrading their facilities and are having input from the tornados. The Club reports that it is playing in Nelson and not Burnley due to

ROSSENDALE, PENDLE & BURNLEY PLAYING PITCH ASSESSMENT

facilities not being available in Burnley. This makes press publication in Burnley more difficult.

The current use from American football on the rugby pitches is likely to be impacting capacity. Should the Club continue to grow there will be demand in the future for additional pitch capacity for American football.

ROSSENDALE, PENDLE & BURNLEY PLAYING PITCH ASSESSMENT

APPENDIX 1: SPORTING CONTEXT

The following section outlines a series of national, regional and local policies pertaining to the study and which will have an important influence on the Strategy.

National context

The provision of high quality and accessible community outdoor sports facilities at a local level is a key requirement for achieving the targets set out by the Government and Sport England. It is vital that this strategy is cognisant of and works towards these targets in addition to local priorities and plans.

DCMS (Department for Culture Media & Sport) is currently (2015) consulting on a new strategy for sport. It will seek to address the following challenges:

- ◀ How to address the recent decline in the number of people that regularly take part in sport and deliver a long-term sustainable increase in participation;
- ◀ What type(s) of participation should be encouraged and how should they be measured;
- ◀ How to ensure that funding goes to those who can best deliver results;
- ◀ How to specifically target under-represented groups;
- ◀ Understanding the role of the private sector, and how public sector bodies,
- ◀ National Governing Bodies (NGBs) and other sports bodies should work with the private sector to help deliver an increase in participation;
- ◀ How to best support participation in new and/or non-traditional sports and activities;
- ◀ How to maximise the potential of new technology to increase participation;
- ◀ How to use the power of sport to achieve broader positive social outcomes and whether some funding should specifically be spent for that purpose.

Sport England: A Sporting Habit for Life (2012-2017)

In 2017, five years after the Olympic Games, Sport England aspires to transforming sport in England so that it is a habit for life for more people and a regular choice for the majority. Launched in January 2012 the strategy sets out how Sport England will invest over one billion pounds of National Lottery and Exchequer funding during the five year plan period. The investment will be used to create a lasting community sport legacy by growing sports participation at the grassroots level following the 2012 London Olympics. The strategy will:

- ◀ See more people starting and keeping a sporting habit for life
- ◀ Create more opportunities for young people
- ◀ Nurture and develop talent
- ◀ Provide the right facilities in the right places
- ◀ Support local authorities and unlock local funding
- ◀ Ensure real opportunities for communities

The vision is for England to be a world leading sporting nation where many more people choose to play sport. There are five strategic themes including:

- ◀ Maximise value from current NGB investment
- ◀ Places, People, Play
- ◀ Strategic direction and market intelligence
- ◀ Set criteria and support system for NGB 2013-17 investment
- ◀ Market development

ROSSENDALE, PENDLE & BURNLEY PLAYING PITCH ASSESSMENT

The aim by 2017 is to ensure that playing sport is a lifelong habit for more people and a regular choice for the majority. A specific target is to increase the number of 14 to 25 year olds playing sport. To accomplish these aims the strategy sets out a number of outcomes:

- ◀ 4,000 secondary schools in England will be offered a community sport club on its site with a direct link to one or more NGBs, depending on the local clubs in a school's area.
- ◀ County sports partnerships will be given new resources to create effective links locally between schools and sport in the community.
- ◀ All secondary schools that wish to do so, will be supported to open up, or keep open, their sports facilities for local community use and at least a third of these will receive additional funding to make this happen.
- ◀ At least 150 further educational colleagues will benefit from a full time sports professional who will act as a College Sport Maker.
- ◀ Three quarters of university students aged 18-24 will get the chance to take up a new sport or continue playing a sport they played at school or college.
- ◀ A thousand of our most disadvantaged local communities will get a Door Step Club.
- ◀ Two thousand young people on the margins of society will be supported by the Dame Kelly Holmes Legacy Trust into sport and to gain new life skills.
- ◀ Building on the success of the Places People Play, a further £100 million will be invested in facilities for the most popular sports.
- ◀ A minimum of 30 sports will have enhanced England Talent Pathways to ensure young people and others fulfil their potential.

National Planning Policy Framework

The National Planning Policy Framework (NPPF) sets out planning policies for England. It details how these changes are expected to be applied to the planning system. It also provides a framework for local people and their councils to produce distinct local and neighbourhood plans, reflecting the needs and priorities of local communities.

The NPPF states the purpose of the planning system is to contribute to the achievement of sustainable development. It identifies that the planning system needs to focus on three themes of sustainable development: economic, social and environmental. A presumption in favour of sustainable development is a key aspect for any plan-making and decision-taking processes. In relation to plan-making the NPPF sets out that Local Plans should meet objectively assessed needs.

The 'promoting healthy communities' theme identifies that planning policies should be based on robust and up-to-date assessments of the needs for open space, sports and recreation facilities and opportunities for new provision. Specific needs and quantitative or qualitative deficiencies or surpluses in local areas should also be identified. This information should be used to inform what provision is required in an area.

As a prerequisite the NPPF states existing open space, sports and recreation buildings and land, including playing fields, should not be built on unless:

- ◀ An assessment has been undertaken, which has clearly shown that the open space, buildings or land is surplus to requirements.
- ◀ The loss resulting from the proposed development would be replaced by equivalent or better provision in terms of quantity and quality in a suitable location.
- ◀ The development is for alternative sports and recreational provision, the needs for which clearly outweigh the loss.

ROSSENDALE, PENDLE & BURNLEY PLAYING PITCH ASSESSMENT

In order for planning policies to be 'sound' local authorities are required to carry out a robust assessment of need for open space, sport and recreation facilities.

The FA National Game Strategy (2015 – 2019)

The Football Association's (FA) National Game Strategy provides a strategic framework that sets out key priorities, expenditure proposals and targets for the national game (i.e., football) over a four year period. The main issues facing grassroots football are identified as:

- ◀ Sustain and Increase Participation.
- ◀ Ensure access to education sites to accommodate the game.
- ◀ Help players to be the best that they can be and provide opportunities for them to progress from grassroots to elite.
- ◀ Recruit, retain and develop a network of qualified referees
- ◀ Support clubs, leagues and other competition providers to develop a safe, inclusive and positive football experience for everyone.
- ◀ Support Clubs and Leagues to become sustainable businesses, understanding and serving the needs of players and customers.
- ◀ Improve grass pitches through the pitch improvement programme to improve existing facilities and changing rooms.
- ◀ Deliver new and improved facilities including new Football Turf Pitches.
- ◀ Work with priority Local Authorities enabling 50% of mini-soccer and youth matched to be played on high quality artificial grass pitches.

England and Wales Cricket Board (ECB) Champion Counties Strategic Plan 2014 – 2017

The England and Wales Cricket Board unveiled a new strategic plan in 2013 which seeks to deliver successful England teams at all levels, to produce a vibrant domestic game as well as increasing participation during the period 2014-17. It builds on the 2005 plan, Building Partnerships and the subsequent 2009 initiative, Grounds to Play.

The plan will take advantage of local partnerships developed in earlier plans and support local delivery of priorities through the County network. It targets operational excellence to make maximum use of scarce resources and facilities during a time of economic austerity.

Among the targets set under the four pillars of Effective Governance, Vibrant Domestic Game, Enthusing Participation and Successful England teams, which are relevant to the playing pitch strategy, are:

- ◀ An increase in participation as measured by Sport England's Active People Survey from 183,400 to 197,500
- ◀ Expand the number of clubs participating in NatWest CricketForce from 2,000 to 2,200
- ◀ Increase the number of cricket's volunteers to 80,000 by 2017
- ◀ Expand the number of participants in women's and disabilities cricket by 10% by 2017
- ◀ To increase the number of TwelfthMan members from 220,000 to 250,000 by 2017
- ◀ Complete an approved Community Engagement programme with all 18 First Class Counties and MCC
- ◀ For each £1 provided in facility grants through the 'Sport England Whole Sport Plan Grant Programme' ensure a multiplier of three with other funding partners

ROSSENDALE, PENDLE & BURNLEY PLAYING PITCH ASSESSMENT

- ◀ Provide a fund of £8.1m of capital investment to enhance floodlights, sightscreens, replay screens, power sub-stations and broadcasting facilities at First Class County venues
- ◀ Provide an interest-free loan fund to community clubs of £10 million
- ◀ Qualify and engage 50 Level 4 coaches to support the development of professional cricketers
- ◀ Expand the number of coaches who have received teacher level 1, 2 or 3 qualifications to 50,000
- ◀ Provide a fund of £2 million for community clubs to combat the impact of climate change
- ◀ Introduce a youth T20 competition engaging 500 teams by 2017

The following actions executed during the duration of Building Partnerships provide a strong base for this plan. Actions include:

- ◀ Streamlining ECB governance
- ◀ Building participation by more than 20% per annum (as measured through ECB focus clubs and County Cricket Boards)
- ◀ Developing women's cricket
- ◀ Attracting volunteers
- ◀ Expanding cricket's spectator base
- ◀ Introducing grants and loans to clubs
- ◀ Developing disabilities cricket

This plan therefore influences 'Grounds to Play' in the areas of facilities and coaches, which is where ECB investment will be focussed. Partnership funding and support will play a key role in the delivery of actions and maintaining the strength of the pillars.

The Rugby Football Union National Facilities Strategy (2013-2017)

The RFU National Facility Strategy 2013-2017 provides a framework for development of high-quality, well-managed facilities that will help to strengthen member clubs and grow the game in communities around them. In conjunction with partners, this strategy will assist and support clubs and other organisations, so that they can continue to provide quality opportunities for all sections of the community to enjoy the game. It sets out the broad facility needs of the sport and identifies investment priorities to the game and its key partners. It identifies that with 1.5 million players there is a continuing need to invest in community club facilities in order to:

- ◀ Create a platform for growth in club rugby participation and membership, especially with a view to exploiting the opportunities afforded by RWC 2015.
- ◀ Ensure the effectiveness and efficiency of rugby clubs, through supporting not only their playing activity but also their capacity to generate revenue through a diverse range of activities and partnerships.

In summary the priorities for investment which have met the needs of the game for the Previous period remain valid:

- ◀ Increase the provision of changing rooms and clubhouses that can sustain concurrent adult and junior male and female activity at clubs
- ◀ Improve the quality and quantity of natural turf pitches and floodlighting
- ◀ Increase the provision of artificial grass pitches that deliver wider game development

ROSSENDALE, PENDLE & BURNLEY PLAYING PITCH ASSESSMENT

It is also a high priority for the RFU to target investment in the following:

- ◀ Upgrade and transform social, community and catering facilities, which can support the generation of additional revenues
- ◀ Facility upgrades, which result in an increase in energy-efficiency, in order to reduce the running costs of clubs
- ◀ Pitch furniture, including rugby posts and pads, pitch side spectator rails and grounds maintenance equipment

The Rugby Football League Facility Strategy

The RFL's Facilities Strategy was published in 2011. The following themes have been prioritised:

- ◀ Clean, Dry, Safe & Playable
- ◀ Sustainable clubs
- ◀ Environmental Sustainability
- ◀ Geographical Spread
- ◀ Non-club Facilities

The RFL Facilities Trust website www.rflfacilitiestrust.co.uk provides further information on:

- ◀ The RFL Community Facility Strategy
- ◀ Clean, Dry, Safe and Playable Programme
- ◀ Pitch Size Guidance
- ◀ The RFL Performance Standard for Artificial Grass Pitches
- ◀ Club guidance on the Annual Preparation and Maintenance of the Rugby League Pitch

Further to the 2011 Strategy detail on the following specific programmes of particular relevance to pitches and facility planning are listed below and can be found via the trust link (see above):

- ◀ The RFL Pitch Improvement Programme 2013 – 2017
- ◀ Clean, Dry and Safe programmes 2013 - 2017

England Hockey (EH) - A Nation Where Hockey Matters (2013-2017)

EH have a clear vision, a powerful philosophy and five core objectives that all those who have a role in advancing Hockey can unite behind. With UK Sport and Sport England's investment, and growing commercial revenues, EH are ambitious about how they can take the sport forward in Olympic cycles and beyond.

"The vision is for England to be a 'Nation Where Hockey Matters'. A nation where hockey is talked about at dinner tables, playgrounds and public houses, up and down the country. A nation where the sport is on the back pages of our newspapers, where children dream of scoring a goal for England's senior hockey team, and where the performance stirs up emotion amongst the many, not the few"

England Hockey aspires to deepen the passion of those who play, deliver and follow sport by providing the best possible environments and the best possible experiences. Whilst reaching out to new audiences by making the sport more visible, available and relevant and through the many advocates of hockey.

ROSSENDALE, PENDLE & BURNLEY PLAYING PITCH ASSESSMENT

Underpinning all this is the infrastructure which makes the sport function. EH understand the importance of volunteers, coaches, officials, clubs and facilities. The more inspirational people can be, the more progressive Hockey can be and the more befitting the facilities can be, the more EH will achieve. The core objectives are as follows:

- ◀ Grow our Participation
- ◀ Deliver International Success
- ◀ Increase our Visibility
- ◀ Enhance our Infrastructure
- ◀ Be a strong and respected Governing Body

England Hockey has a Capital Investment Programme (CIP), that is planned to lever £5.6 million investment into hockey facilities over the next four years, underpinned by £2m million from the National Governing Body. With over 500 pitches due for refurbishment in the next 4-8 years, there will be a large focus placed on these projects through this funding stream. The current level of pitches available for hockey is believed to be sufficient for the medium term needs, however in some areas, pitches may not be in the right places in order to maximize playing opportunities

‘The right pitches in the right places’¹⁵

In 2012, EH released its facility guidance which is intended to assist organisations wishing to build or protect hockey pitches for hockey. It identifies that many existing hockey AGPs are nearing the end of their useful life as a result of the installation boom of the 90’s. Significant investment is needed to update the playing stock and protect the sport against inappropriate surfaces for hockey as a result of the rising popularity of AGPs for a number of sports. EH is seeking to invest in, and endorse clubs and hockey providers which have a sound understanding of the following:

- ◀ Single System – clubs and providers which have a good understanding of the Single System and its principles and are appropriately places to support the delivery.
- ◀ ClubsFirst accreditation – clubs with the accreditation are recognised as producing a safe effective and child friendly hockey environment
- ◀ Sustainability – hockey providers and clubs will have an approved development plan in place showing their commitment to developing hockey, retaining members and providing an insight into longer term goals. They will also need to have secured appropriate tenure.

British Crown Green Bowling Association

Please note there is no current facility guidance provided by British Crown Green Bowling Association responsible for crown green bowls in England.

<http://crowngreenbowls.sharepoint.com/Pages/default.aspx>

15

<http://englandhockey.co.uk/page.asp?section=1143§ionTitle=The+Right+Pitches+in+the+Right+Places>

ROSSENDALE, PENDLE & BURNLEY PLAYING PITCH ASSESSMENT

2015-2018 British Tennis Strategy

The new strategy is presented in a concise one page framework that includes key strategies relating to three participation "focus" areas, six participation "drivers" and three participation "enablers". To achieve success, the 12 strategy areas will need to work interdependently to stem the decline and unlock sustainable growth:

The three participation "focus" areas are where tennis is consumed:

- ◀ Deliver great service to clubs
- ◀ Build partnerships in the community, led by parks
- ◀ Enhance the tennis offer in education

The six participation "drivers" are the areas that will make the biggest difference where tennis is consumed. They must all be successful on a standalone and interconnected basis and include:

- ◀ Becoming more relevant to coaches
- ◀ Refocusing on recreational competition
- ◀ Providing results orientated facility investment
- ◀ Applying best in class marketing and promotion
- ◀ Jump starting the peak summer season
- ◀ Establishing a "no compromise" high performance programme with focus

The final layer is comprised of three participation "enablers" that underpin our ability to be successful. These enablers are rooted in how the LTA will get better; how the entire network of 4 / 17/03/2015 partners must be harnessed to work together and the need to raise more financial resources to fund our sport's turnaround. They include:

- ◀ Becoming a more effective and efficient LTA
- ◀ Harnessing the full resource network
- ◀ Generating new revenue

For further information and more detail on the framework please go to <http://www.lta.org.uk/about-the-lta/structure-vision>