



ROSSENDALE BOROUGH COUNCIL PLAYING PITCH AND OUTDOOR SPORT STRATEGY ASSESSMENT REPORT

OCTOBER 2020

QUALITY, INTEGRITY, PROFESSIONALISM

Knight, Kavanagh & Page Ltd

Company No: 9145032 (England)

MANAGEMENT CONSULTANTS

Registered Office: 1 -2 Frecheville Court, off Knowsley Street, Bury BL9 0UF

T: 0161 764 7040 E: mail@kcp.co.uk www.kcp.co.uk



6543

ROSSENDALE BOROUGH COUNCIL PLAYING PITCH ASSESSMENT REPORT

CONTENTS

ABBREVIATIONS	1
PART 1: INTRODUCTION AND METHODOLOGY	2
PART 2: FOOTBALL.....	13
PART 3: THIRD GENERATION TURF (3G) ARTIFICIAL GRASS PITCHES (AGPS).....	37
PART 4: RUGBY UNION	47
PART 5: HOCKEY	60
PART 6: CRICKET.....	65
PART 7: BOWLS	79
PART 8: ATHLETICS TRACKS	85
PART 9: TENNIS COURTS	85
PART 10: NETBALL COURTS.....	100
APPENDIX 1: SPORTING CONTEXT	104

ROSSENDALE BOROUGH COUNCIL PLAYING PITCH ASSESSMENT REPORT

ABBREVIATIONS

3G	Third Generation (artificial turf)
AGP	Artificial Grass Pitch
ANOG	Assessing Needs and Opportunities Guidance
BC	Bowls Club
CC	Cricket Club
ECB	England and Wales Cricket Board
EH	England Hockey
FA	Football Association
FC	Football Club
FIFA	Fédération Internationale de Football Association
GMA	Grounds Maintenance Association
HC	Hockey Club
KKP	Knight, Kavanagh and Page
LTA	Lawn Tennis Association
LMS	Last Man Stands
NGB	National Governing Body
NPPF	National Planning Policy Framework
NTP	Non turf pitch
PPOSS	Playing Pitch Strategy and Outdoor Sport Strategy
PPS	Playing Pitch Strategy
PQS	Performance Quality Standard
RBC	Rossendale Borough Council
RLT	Rossendale Leisure Trust
RFU	Rugby Football Union
RUFC	Rugby Union Football Club
S106	Section 106 Agreement
TGR	Team Generation Rate
TC	Tennis Club
U	Under

ROSSENDALE BOROUGH COUNCIL PLAYING PITCH ASSESSMENT REPORT

PART 1: INTRODUCTION AND METHODOLOGY

1.1: Introduction

Knight, Kavanagh & Page Ltd (KKP) was appointed by Rossendale Borough Council (RBC) to undertake an assessment of all formal playing pitch and outdoor sport facilities across the authority to assist it to strategically plan for the future. The importance of the assessment in providing the evidence base for the new RBC Local Plan is fully recognised. The quality and robustness of the evidence with regard to the quality and quantity of open space and sports facilities needed is fundamental to the new Plan over the 15-year period to 2034 and will be vital in informing the Authority's policies on open spaces, playing pitches and built facilities.

This is the Playing Pitch and Outdoor Sport Strategy (PPOSS) Assessment Report for Rossendale. It presents a supply and demand assessment of playing pitch and other outdoor sports in accordance with Sport England's PPOSS Guidance: An approach to developing and delivering a PPS (2013) and Assessing Needs and Opportunities Guidance (2014) (ANOG) used for non-pitch sports. Both guidance documents detail a stepped approach that, for pitch sports, is separated into five distinct stages, with similar stages set out in ANOG:

- ◀ Stage A: Preparation
 - ◀ Step 1: Clarify why the PPOSS is being developed
 - ◀ Step 2: Set up the management arrangements
 - ◀ Step 3: Tailor the approach
- ◀ Stage B: Information Gathering
 - ◀ Step 4: Develop an audit of playing pitches
 - ◀ Step 5: Develop a picture of demand
- ◀ Stage C: Assessment
 - ◀ Step 6: Understand how each site is being used
 - ◀ Step 7: Develop the current picture of provision
 - ◀ Step 8: Carry out scenario testing
- ◀ Stage D: Key Findings & Issues
 - ◀ Step 9: Identify key findings & issues
 - ◀ Step 10: Check and challenge key findings & issues
- ◀ Stage E: Strategy Development & Implementation
 - ◀ Step 11: Develop conclusions & recommendations
 - ◀ Step 12: Develop an action & implementation plan
 - ◀ Step 13: Adopt, monitor and review the PPOSS

Stages A to C are covered in this report, with Stage D and Stage E covered in the subsequent strategy document. This Assessment and subsequent Strategy will run to 2034, in line with the new Local Plan subject to annual monitoring and review taking place. If no review has taken place in three years from the date of the baseline data being collated then the PPOSS will no longer be considered up to date or robust.

Covid-19

Since the start of the production of the Rossendale Assessment Report there has been global pandemic from the spreading of Covid-19 (Coronavirus). This led England to enter an unprecedented state of Lockdown from the 23rd March 2020. Lockdown required the general public to remain at home and only leave their households for food, health reasons or work (only if work cannot be carried out at home). In addition, if people were to go outside, they were to remain two metres apart. This understandably led to all sporting activities including all those covered in the Playing Pitch Strategy documents to cease until further notice.

ROSSENDALE BOROUGH COUNCIL

PLAYING PITCH ASSESSMENT REPORT

The data captured for winter sports (rugby, football, hockey) in this Assessment Report was carried out between January and February 2020 and as such is an accurate reflection of supply and demand, with the majority of the seasons demand having been played.

The data capture for summer sports (cricket, bowls, tennis etc) was undertaken in September 2020. All summer sports captured within this document resumed activity between July and August this year. Consultation with clubs in Rossendale has been tailored to understand the consequential affect lockdown and the Covid-19 pandemic had on both demand for each sport and access to facilities.

It is currently unknown what the future impact of Covid-19 and the lockdown will have on participation and the quality of provision for each sport referenced in the documents. Therefore, it is acknowledged that as part of the Playing Pitch Strategy Stage E process, the review of the documents should ensure that any recommendations made are still accurate based on future levels of supply and demand.

As part of Stage E the PPS should be reviewed on an annual basis from the date it is formally signed off by the Steering Group. A review will help to maintain the momentum and commitment built up during its development. Given current circumstances an annual meeting, which could coincide with the annual NGB affiliation process, would be beneficial to understand what impact, if any, Covid-19 and the Lockdown has had within the Borough. For more information regarding the Stage E process please see Part 8: Deliver the strategy and keep it robust and up to date or see <http://www.sportengland.org/facilities-planning/planning-for-sport/planning-tools-and-guidance/playing-pitch-strategy-guidance/>

1.2: Local context

Rossendale Borough Council Corporate Strategy (2017-2021)

This is a Council wide document which pulls together wider Council plans and strategies so that everyone is working to a vision and priorities that will benefit individuals and Rossendale as a whole. It underlines a commitment to gain investment and ensure sustainable growth in Rossendale, as well as maintaining high quality, value for money services. The vision is: 'Rossendale, a place where people want to live, visit, work and invest'. Its stated values include:

- ◀ Customers matter
- ◀ Listening and communicating
- ◀ Loyalty
- ◀ Management of performance
- ◀ Celebrating success

Its three key priorities are:

- ◀ A clean and green Rossendale
- ◀ A connected and successful Rossendale that welcomes sustainable growth
- ◀ A proud, healthy and vibrant Rossendale

Rossendale Council Core Strategy Development Plan (2011-2026)

This document was adopted in November 2011 and sets out its policies on development and land use. This commits to ensuring that the Borough is a healthy, vibrant place to live and visit. It notes that to achieve this it will need to work with partners to improve the health and wellbeing of its residents, particularly through sport, leisure within its stock of parks and open spaces.

ROSSENDALE BOROUGH COUNCIL

PLAYING PITCH ASSESSMENT REPORT

An emerging Local Plan for Rossendale (to 2034) will replace the Core Strategy once adopted.

Emerging Rossendale Local Plan 2019-2034

This is currently at Examination (as of April 2020); once adopted, it will replace the 2011 Core Strategy. It contains policies seeking to protect existing playing pitches, open space and sport and recreation facilities, as well as setting out requirements for new open space and sport provision.

Rossendale 2019 Infrastructure Delivery Plan (IDP) update

This was produced in support of the emerging Local Plan and provides an update to the 2018 IDP. The purpose of the IDP is to provide an up-to-date evidence base document to demonstrate that the necessary infrastructure is either in place or is planned to support delivery of Local Plan growth proposals, including those relating to education and health.

Town Centre, Retail Leisure and Tourism Study 2017

A key purpose of this Study is to provide an assessment of retail, leisure and tourism needs and capacity in the period to 2034, and to review the current performance of Rawtenstall town centre, Bacup and Haslingden district centres as well as six further local and neighbourhood centres across the Borough.

The key findings for indoor sports or health and fitness are that the Borough's sports offer is extensive and appropriately distributed in its key settlements (reflecting consumer demand). The report determines that from a quantitative and qualitative perspective it can be said that Rossendale is relatively well provided for in terms of indoor health and fitness facilities.

Whilst there does not appear to be a pressing need to allocate additional land for such leisure uses, it is considered that proposals for new indoor sports, health and fitness provision should be considered positively, provided that they are in accordance with the provisions of the development plan and national planning policy.

Economic Development Strategy for Rossendale 2018-2033

This has been prepared to deliver the economic elements of the three corporate priorities and specifically the priority for 'A connected and successful Rossendale that welcomes sustainable growth.' The vision is that, by 2033, Rossendale economy will show strong and sustainable growth, with improved connectivity as a 'bridge' into Lancashire from Greater Manchester and West Yorkshire. The *Invest in Rossendale* brand will be firmly established within the business community, attracting growth sector businesses to employment sites with access to a skilled labour supply, creating well paid jobs for local residents.

Rossendale will be known in the sub-region and beyond for its Adrenaline Valley offer and cultural experiences. Residents will have improved life chances and achieve greater economic success via provision of enhanced employment, skills and educational opportunities. Rawtenstall, Bacup and Haslingden will be renowned regionally for their unique offers and be strong destinations for shoppers and visitors. This strategy aims for Rossendale to:

- ◀ Generate private sector investment within town centres, from employment sites and residential development worth £550m.
- ◀ Attract over £200m public sector investment required in rail and road infrastructure.
- ◀ Create 1,600 new jobs, with more than 800 of these in growth sectors.
- ◀ Achieve greater prosperity for all by raising income levels.
- ◀ Increase the business rate base on undeveloped and under-utilised sites.

ROSSENDALE BOROUGH COUNCIL

PLAYING PITCH ASSESSMENT REPORT

Other key strategy documents include:

- ◀ Lancashire Ecological Network Approach and Analysis (2015).
- ◀ Open Space Review for Rossendale: Revision B - June 2006 (currently being updated).
- ◀ Open Space Strategy for Rossendale: Revision C - July 2008 (currently being updated).
- ◀ Open Space and Play Equipment Contributions SPD (2008)
- ◀ Playing Pitch Strategy 2016 (currently being updated).
- ◀ Rossendale Borough Environmental Network Study (2017)
- ◀ Rossendale Local Football Facility Plan (2019)

1.3 Stage A: Prepare and tailor the approach

Management arrangements

A project team from the Council and Rossendale Leisure Trust (RLT) has worked with KKP to ensure that all relevant information is readily available and to support the consultants as necessary to ensure that project stages and milestones are delivered on time, and to the required quality standard to meet Sport England guidance.

Further to this, a Steering Group is and will continue to be responsible for the direction of the PPS from a strategic perspective and for supporting, checking and challenging the work of the project team. The Steering Group is made up of representatives from Rossendale Borough Council, Sport England and National Governing Bodies of Sport (NGBs).

It will be important for the Steering Group to continue once the PPOSS has been finalised for several reasons, including a continuing responsibility to:

- ◀ Be a champion for playing pitch provision in the area and promote the value and importance of the PPOSS.
- ◀ Ensure implementation of the PPOSS's recommendations and action plan.
- ◀ Monitor and evaluate the outcomes of the PPOSS.
- ◀ Ensure that the PPS is kept up to date and refreshed.

Why the PPOSS is being developed

The rationale for undertaking this study is to update current levels of provision within Rossendale across the public, private, education, voluntary and commercial sectors and to compare this with current and likely future levels of demand.

Its primary purpose is to provide a strategic framework which ensures that the provision of outdoor sports facilities meet local and community needs of existing and future residents. The strategies will be produced in accordance with national planning guidance and provide robust and objective justification for future sporting provision.

One of the core planning principles of the National Planning Policy Framework (NPPF) is to improve health, social and cultural wellbeing for all, and deliver sufficient community and cultural facilities and services to meet local needs. Paragraph 96 discusses the importance of access to high quality open spaces and opportunities for sport and recreation that can make an important contribution to the health and well-being of communities.

Paragraphs 97 discuss assessments and the protection of "existing open space, sports and recreational buildings and land, including playing fields". Paragraph 99 and 100 also promote the identification of important green spaces by local communities and the protection of these facilities. Such spaces may include playing fields.

ROSSENDALE BOROUGH COUNCIL PLAYING PITCH ASSESSMENT REPORT

This PPOSS will act as a further evidence base and will update the existing evidence to take account of changes in provision, planned development and the local needs of the community and changes to planning policy context. This may provide opportunities to develop new playing pitches or improve the quality of existing playing pitches in Rossendale in response to housing developments that create additional demand for pitches (as well as the accompanying ancillary offer) by use of the Sport England Playing Pitch Calculator¹. Where possible, this will be aligned to existing community sport clubs in Rossendale, which play an integral part in providing sport and physical activities to the local community.

Scope

The scope of the PPOS will focus geographically on all local provision, regardless of ownership and management arrangements. Provision included within the project is as follows:

- ◀ Football
- ◀ Rugby union
- ◀ Rugby league
- ◀ Hockey
- ◀ Cricket
- ◀ Bowls
- ◀ Tennis
- ◀ Athletics
- ◀ Netball

Please note that, although included in the scope, no rugby league provision is presently considered to exist in Rossendale. If no current or future demand is identified, it will not be included within reports that are produced. Further to this, although there is existing provision, there is no identified existing demand for hockey.

Pitch sports (i.e. football, rugby union, hockey and cricket) are assessed using the guidance set out in Sport England's Playing Pitch Strategy Guidance: An approach to developing and delivering a playing pitch strategy. In addition, any other grass sport pitches identified during the project will also be included. If applicable, this accounts for sports such as Gaelic football and lacrosse.

Non-pitch sports (e.g. bowls and tennis) are assessed using Sport England's Assessing Needs and Opportunities Guidance (2014). This requires a different but parallel methodology to assess supply and demand to that used for pitch sports.

Study area

Rossendale is made up of several small former mill towns centred on the valley of the River Irwell in the North West. It combines modest size urban development with rural villages.

The population is spread between the larger towns of Bacup, Haslingden, Rawtenstall and Whitworth; the smaller settlements of Crawshawbooth, Edenfield, Helmshore, Waterfoot, as well as Britannia, Broadclough, Chatterton, Cloughfold, Cowpe, Irwell Vale, Loveclough, Newchurch, Shawforth, Stacksteads, Stubbins, Turn and Weir.

The study area will comprise the whole of the Borough Council's administrative area. In addition, cross-boundary issues will also be explored to determine the level of imported and exported demand from neighbouring authorities such as Hyndburn and Blackburn with Darwen.

¹<https://www.sportengland.org/how-we-can-help/facilities-and-planning/planning-for-sport/playing-pitch-calculator>

ROSSENDALE BOROUGH COUNCIL PLAYING PITCH ASSESSMENT REPORT

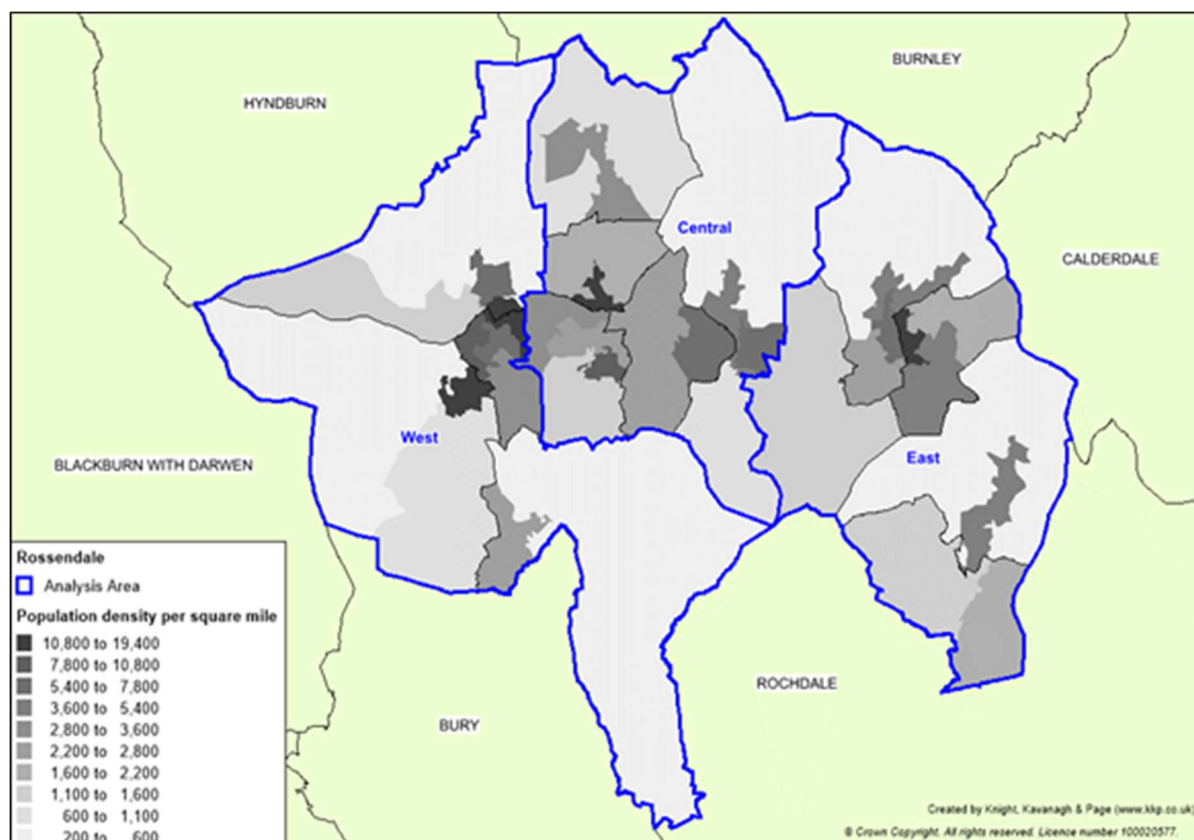
Analysis areas (or sub areas) will also be considered to allow for a more localised analysis of Rossendale and its main settlements, particularly for more predominate sports in the area such as football.

- ◀ Rossendale West
- ◀ Rossendale Central
- ◀ Rossendale East

Table 1.1: Analysis areas by ward

Analysis area	Ward
Rossendale West	Eden
	Greenfield
	Helmshore
	Worsley
Rossendale Central	Cribden
	Goodshaw
	Hareholme
	Longholme
	Whitewell
Rossendale East	Facit and Shawforth
	Greensclough
	Healey and Whitworth
	Irwell
	Stacksteads

Figure 1.1: Rossendale analysis area map



ROSSENDALE BOROUGH COUNCIL

PLAYING PITCH ASSESSMENT REPORT

1.4 Stage B: Gather information and views on the supply of and demand for provision

A clear picture of supply and demand for outdoor sports facilities in Rossendale needs to be provided to include an accurate assessment of quantity and quality. This is achieved through consultation with key stakeholders to ensure that they inform the subsequent strategy. It informs current demand, adequacy, usage, future demand and strategies for maintenance and investment for outdoor sports facilities.

Gather supply information and views – an audit of playing pitches

Sport England's PPS guidance uses the following definitions of a playing pitch and playing field. These definitions are set out by the Government in the 2015 'Town and Country Planning (Development Management Procedure) (England) Order'.²

- ◀ ***Playing pitch*** – a delineated area which together with any run off area, is of 0.2ha or more, and is used for association football, rugby, cricket, hockey, lacrosse, rounders, baseball, softball, American football, Australian football, Gaelic football, shinty, hurling, polo or cycle polo.
- ◀ ***Playing field*** – the whole of a site which encompasses at least one playing pitch.

Although the statutory definition of a pitch is one that meets a minimum size of 0.2ha, this PPOSS takes into account smaller sized pitches that contribute to the supply side, for example, a site containing a mini 5v5 football pitch. This PPOSS counts individual grass pitches (as a delineated area) as the basic unit of supply. The definition of a playing pitch also includes artificial grass pitches (AGPs).

As far as possible the assessment report aims to capture all of the outdoor sports facilities within Rossendale; however, there may be instances, for example, on school sites or private sites where access was not possible and has led to omissions within the report. Where pitches have not been recorded within the report they remain as pitches and for planning purposes continue to be so. Furthermore, exclusions of a pitch do not mean that it is not required from a supply and demand point of view.

Quantity

Where known, all outdoor sports facilities are included irrespective of ownership, management and use. Sites were initially identified using Sport England's Active Places web based database, with the Council and NGBs supporting the process by checking and updating this initial data. This was also verified against club information supplied by local leagues.

For each site, the following details were recorded in the project database (which will be supplied upon completion of the project as an electronic file):

- ◀ Site name, address (including postcode) and location
- ◀ Ownership and management type
- ◀ Security of tenure
- ◀ Total number, type and quality of outdoor sports facilities

² www.sportengland.org>Facilities and Planning> Planning Applications

ROSSENDALE BOROUGH COUNCIL

PLAYING PITCH ASSESSMENT REPORT

Accessibility

Not all outdoor sports facilities offer the same level of access to the community. The ownership and accessibility of provision also influences actual availability for community use. Each site is assigned a level of community use as follows:

- ◀ **Community use** - facilities in public, voluntary, private or commercial ownership or management (including education sites) recorded as being available for hire and currently in use by teams playing in community leagues.
- ◀ **Available but unused** - facilities that are available for hire but are not currently used by teams which play in community leagues; this most often applies to school sites but can also apply to sites which are expensive to hire.
- ◀ **No community use** - facilities which as a matter of policy or practice are not available for hire or used by teams playing in community leagues. This should include professional club pitches along with some semi-professional club pitches, where play is restricted to the first or second team.
- ◀ **Disused** – provision that is not being used at all by any users and is not available for community hire either. Once these sites are disused for five or more years they will then be categorised as 'lapsed sites'.
- ◀ **Lapsed** - last known use was more than five years ago (these fall outside of Sport England's statutory remit but still have to be assessed using the criteria in paragraph 97 of the National Planning Policy Framework).

Table 1.2: Identified disused and lapsed sites

Site name	Comments
Rosendale FC – Dark Lane	Lapsed stadia football site. Planning consent now agreed for 100 dwellings.
Ewood Bridge FC	Lapsed stadia football site. Land currently on sale through private lettings agency.
Waterbarn Recreation Ground	Lapsed cricket ground. Previous home of Stacksteads Cricket Club. Private landowner.
Levensgreave Sports Field	Lapsed playing field site. Previously contained one adult football pitch.
Former Alder Grange Playing Field	Lapsed playing field site. Previous playing field for Alder Grange High School which relocated to a different part of Rawtenstall several decades ago.

Quality

The capacity of provision to regularly provide for competitive play, training and other activity over a season is most often determined by their quality. As a minimum, the quality and therefore the capacity of provision affects the playing experience and people's enjoyment of a sport. In extreme circumstances it can result in a facility being unable to cater for all or certain types of play during peak and off-peak times.

It is not just the quality itself which has an effect on its capacity but also the quality, standard and range of ancillary facilities. The quality of both the outdoor sports facility and ancillary facilities will determine whether provision is able to contribute to meeting demand from various groups and for different levels and types of play.

ROSSENDALE BOROUGH COUNCIL

PLAYING PITCH ASSESSMENT REPORT

The quality of all outdoor sports facilities identified in the audit and the ancillary facilities supporting them are assessed regardless of ownership, management or availability. Along with capturing any details specific to the individual facilities and sites, a quality rating is also recorded within the audit for each. These ratings are used to help estimate the capacity to accommodate competitive and other play within the supply and demand assessment.

In addition to undertaking non-technical assessments (using the templates provided within the guidance and as determined by NGBs), users and providers were also consulted on the quality and in some instances the quality rating was adjusted to reflect this.

Gather demand information and views

Presenting an accurate picture of current demand for outdoor sports facilities (i.e. recording how and when provision is used) is important when undertaking a supply and demand assessment.

Demand for outdoor sports facilities in Rossendale tends to fall within the following categories:

- ◀ Organised competitive play
- ◀ Organised training
- ◀ Informal play

Current and future demand for outdoor sports facilities is presented on a sport by sport basis within the relevant sections of this report.

In addition, unmet, latent, imported and exported demand for provision is also identified within each section. Unmet demand is known to currently exist but is unable to access sports facilities; latent demand is demand that evidence suggests may be generated from the current population should they have access to more or better quality provision. Exported and imported demand refers to those sports users who are playing outside of their local authority of choice.

A variety of consultation methods were used to collate such demand information. Firstly, face to face consultation was carried out with key clubs from each sport, thus allowing for the collection of detailed demand information and an exploration of key issues to be interrogated and more accurately assessed. For all remaining clubs, an online survey (converted to postal if required) was utilised.

Local sports development officers, county associations and regional governing body officers advised which of the clubs to include in the face to face consultation and Sport England was also included within the consultation process prior to the project commencing. Issues identified by clubs returning questionnaires were followed up by telephone or face to face interviews. As key providers and users of outdoor sports facilities, educational establishments were also consulted. This involved face to face meetings with secondary schools and colleges and an online survey being sent to primary schools.

Future demand

Alongside current demand, it is important for a PPOSS to assess whether the future demand for playing pitches can be met. Using ONS population projections, as well as likely participation growth informed through consultation, an estimate can be made of the likely future demand for playing pitches.

ROSSENDALE BOROUGH COUNCIL PLAYING PITCH ASSESSMENT REPORT

Team generation rates are used to provide an indication of how many people it may take to generate a team (by gender and age group) in order to help estimate the change in demand for pitch sports that may arise from any population change. Future demand for pitches is calculated by adding the percentage increases to the population increases in each analysis area. This figure is then applied to the team generation rates and is presented on a sport by sport basis.

Other information sources that were used to help identify future demand, especially for non-pitch sports (where team generation rates are not applicable) include:

- ◀ Recent trends in the participation.
- ◀ The nature of the current and likely future population and their propensity to participate.
- ◀ Feedback from clubs on their plans to develop additional teams/attract additional members.
- ◀ Any local and NGB specific sports development targets (e.g. increase in participation).

Population growth

The current resident population in Rossendale is 70,895 (2018 MYE). By 2034 (the period to which this assessment projects population based future demand, in line with the Local Plan period) Rossendale's population is projected to increase to 73,161³ representing an increase of 2,266 (or equivalent to a percentage increase of 3.2%) according to ONS data.

As ONS figures are available by individual age brackets (to reflect team growth) this is considered the most accurate data set to apply to team generation rates (as identified above) to calculate likely future demand within the Assessment Report.

1.5 Stage C: Assess the supply and demand information and views

Supply and demand information gathered is used to assess the adequacy of playing pitch provision in Rossendale. It focuses on how much use each site could potentially accommodate (on an area by area basis) compared to how much use is currently taking place.

Understand the situation at individual sites

Qualitative pitch ratings are linked to a pitch capacity rating derived from NGB guidance and tailored to suit a local area. The quality and use of each pitch is assessed against the recommended pitch capacity to indicate how many match equivalent sessions per week (per season for cricket) a pitch could accommodate.

This is compared to the number of matches actually taking place and categorised as follows, to identify:

Potential spare capacity: Play is below the level the site could sustain.	
At capacity: Play is at a level the site can sustain.	
Overused: Play exceeds the level the site can sustain.	

As a guide, the FA, RFU and the ECB have set a standard number of matches that each grass pitch type should be able to accommodate without adversely affecting its quality.

³ Source: ONS 2016-based projections 2017-2041. Released: 24 May 2018

ROSSENDALE BOROUGH COUNCIL PLAYING PITCH ASSESSMENT REPORT

Table 1.3: Capacity of playing pitches

Sport	Pitch type	No. of match equivalent sessions		
		Good	Standard	Poor
Football	Adult pitches	3 per week	2 per week	1 per week
	Youth pitches	4 per week	2 per week	1 per week
	Mini pitches	6 per week	4 per week	2 per week
Rugby union	Natural Inadequate (D0)	2 per week	1.5 per week	0.5 per week
	Natural Adequate (D1)	3 per week	2 per week	1.5 per week
	Pipe Drained (D2)	3.25 per week	2.5 per week	1.75 per week
	Pipe and Slit Drained (D3)	3.5 per week	3 per week	2 per week
Cricket	One grass wicket	5 per season	4 per season	0 per season
	One synthetic wicket	60 per season	60 per season	0 per season

For tennis, the capacity of courts is determined by membership levels rather than through matches. The LTA suggests that a floodlit hard court can accommodate a membership of up to 60 members, whereas a non-floodlit hard court can accommodate a membership of up to 40 members. This varies for other court types (e.g. grass).

For all remaining non-pitch sports (i.e. bowls, netball, American football and golf) there are no nationally recognised capacity recommendations set out by NGBs. Instead, potential capacity is evaluated on a site by site basis following consultation and site assessments.

Develop the current picture of provision

Once capacity is determined on a site by site basis, actual spare capacity is calculated on an area by area basis via further interrogation of temporal demand. Although this may have been identified, it does not necessarily mean that there is surplus provision. For example, spare capacity may not be available when it is needed or the site may be retained as a 'strategic reserve' to enable pitch rotation to reduce wear and tear.

Capacity ratings assist in the identification of sites for improvement/development, rationalisation, decommissioning and disposal.

Identify the key findings and issues

By completing Steps 1-5 it is possible to identify several findings and issues relating to the supply, demand and adequacy of outdoor sports provision in Rossendale. This report seeks to identify and present the key findings and issues prior to development of the Strategy and Action Plan for Rossendale.

Develop the future picture of provision (scenario testing)

Modelling scenarios to assess whether existing provision can cater for unmet, latent, exported and future demand is made after the capacity analysis. This will also include, for example, removing sites with unsecured community use to demonstrate the impact this would have if these sites were to be decommissioned in the future.

The scenario testing generally occurs in the Strategy report that proceeds this document and therefore does not form part of the Assessment Report.

ROSSENDALE BOROUGH COUNCIL

PLAYING PITCH ASSESSMENT REPORT

PART 2: FOOTBALL

2.1: Introduction

The organisation primarily responsible for the development of football in Rossendale is Lancashire FA. It is also responsible for the administration, in terms of discipline, rules and regulations, cup competitions and representative matches, development of clubs and facilities, volunteers, referees, coaching courses and delivering national football schemes.

This section of the report focuses on the supply and demand for grass football pitches. Part 3 captures supply and demand for third generation pitches (3G pitches) which are the preferred AGP (artificial grass pitch) surface type for football. In future, it is anticipated that there will be a growing demand for the use of 3G pitches for competitive football fixtures, especially to accommodate mini and youth football.

Local Football Facility Plans (LFFPs)

To support in delivery of both the current and superseding FA National Game Strategy (NGS), the FA commissioned a nationwide consultancy project. A Local Football Facility Plan (LFFP) has now been produced for every local authority across England. Each plan is unique to its area as well as being diverse in its representation.

The LFFP is strategically aligned to the National Football Facilities Strategy (NFFS); a 10-year plan to change the landscape of football facilities in England. The NFFS represents a major funding commitment from the national funding partners (The FA, Premier League and DCMS) to inform and direct an estimated one billion pounds of investment through the Football Foundation into football facilities over the next ten years.

Each LFFP will build upon PPS findings (where present and current) regarding the formal and affiliated game, to also include strategic priorities for investment across small sided football (recreational and informal including indoors). The LFFP will also incorporate consultation with groups outside of formal football, as well as underrepresented communities. This includes those which may be key partners with regards to football for behavioural change and groups which may be key drivers of FA NGS priorities around participation in the likes of women and girls' football, disability football and futsal.

LFFPs identify key projects to be delivered and act as an investment portfolio for projects that require funding. As such, around 90% of all national football investment through the funding partners will be identified via LFFPs.

It is important to recognise that a LFFP is an investment portfolio of priority projects for potential investment - it is not a detailed supply and demand analysis of all pitch provision in a local area. Consequently, it cannot be used in place of a PPS and is not an accepted evidence base for site change of use or disposal. A LFFP will however build on available/existing local evidence and strategic plans and may adopt relevant actions from a PPS and/or complement these with additional investment priorities.

Rossendale LFFP⁴ was completed in 2019 and identifies nine potential projects for investment which are outlined in this section.

⁴<https://localplans.footballfoundation.org.uk/local-authorities-index/rossendale/rossendale-local-football-facility-plan/>

ROSSENDALE BOROUGH COUNCIL PLAYING PITCH ASSESSMENT REPORT

Consultation

There is a total of 14 clubs identified as playing in Rossendale. The larger clubs in Rossendale were offered an opportunity to engage in face to face consultation to allow them to feedback on issues relating to supply and demand. The remaining clubs were issued an online survey which was distributed by Lancashire FA. The following clubs were met with face to face.

- ◀ Bacup Borough FC
- ◀ Haslingden Girls & Ladies FC
- ◀ Junior Hoops FC
- ◀ Haslingden St Marys FC
- ◀ Rossendale United Juniors FC
- ◀ Rossendale Valley Juniors FC
- ◀ Whitworth Valley Juniors FC

Through both face to face meetings and survey responses, a total of 11 clubs responded to consultation requests, which equates to a 78% club response rate and 94% team response rate.

2.2: Supply

The audit identifies a total of 66 grass football pitches in Rossendale across 34 sites. Of the pitches, 57 are available, at some level, for community use across 25 sites. All unavailable pitches are located at education sites.

As presented in the table below, Rossendale Central Analysis Area contains the most football pitches in Rossendale with 22 (equating to 39% of overall provision). In contrast, Rossendale East Analysis Area contains the least provision with 14 pitches identified (25% of overall provision).

Table 2.1: Summary of grass football pitches available to the community

Analysis area	Available for community use					Totals
	Adult	Youth 11v11	Youth 9v9	Mini 7v7	Mini 5v5	
Rossendale Central	8	1	5	4	4	22
Rossendale East	5	5	1	2	1	14
Rossendale West	7	3	1	7	3	21
Rossendale	20	9	7	13	8	57

Most available pitches in Rossendale (35%) are adult sized which is, in part, due to youth 11v11 teams playing on adult pitches. This is not ideal for youth players at U13-U16 and is not in line with the FA Youth Review. Just nine available pitches are youth 11v11 sized representing 16% of the available supply, which is low in relation to the proportion of youth teams (28 teams – 26% of all teams) which should be playing matches on this sized pitch.

In accordance with the FA Youth Review, U17 and U18 teams can play on adult pitches. The FA's recommended pitch size for adult football is 100x64 metres. Please refer to the table overleaf for more detail.

ROSSENDALE BOROUGH COUNCIL PLAYING PITCH ASSESSMENT REPORT

Table 2.2: FA recommended grass/3G pitch sizes

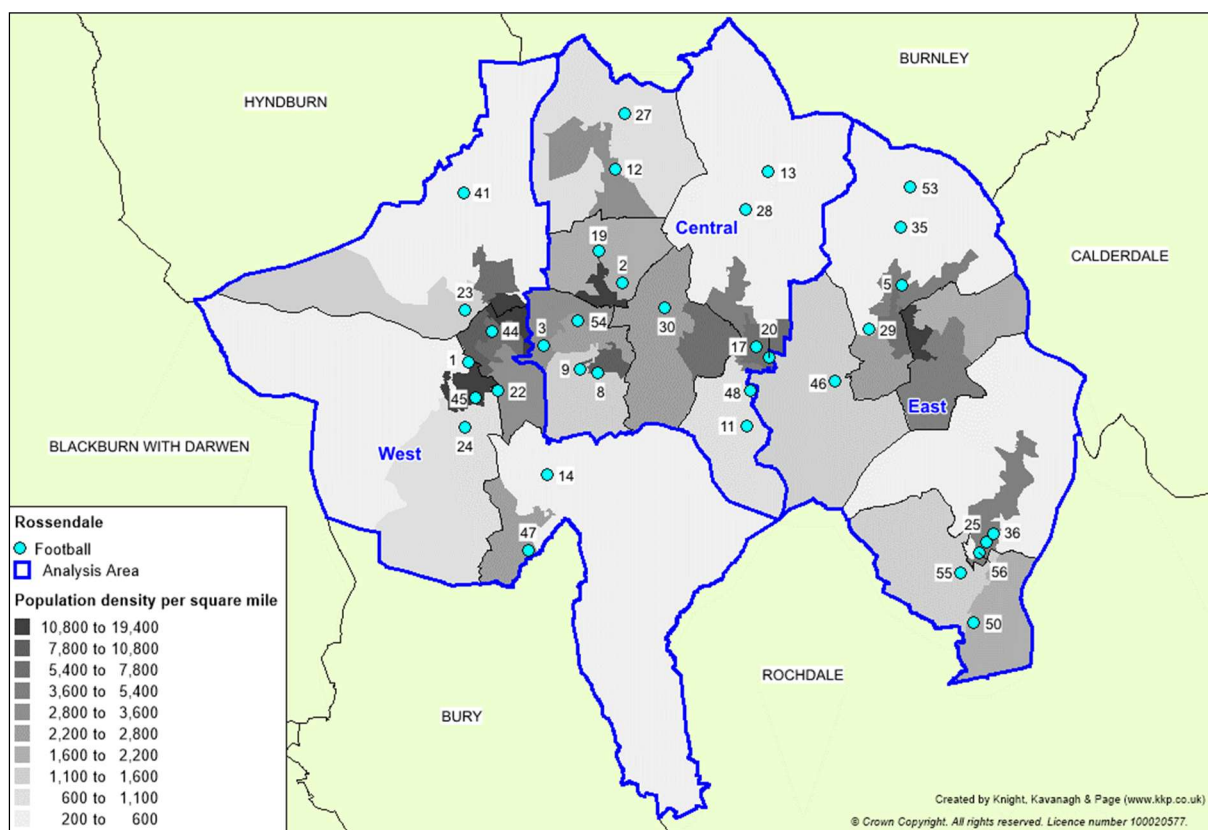
Age group	Playing format	Recommended pitch dimensions (metres excluding run offs)	Recommended pitch dimensions (metres including run offs)
Mini-Soccer U7/U8	5v5	37x27	43x33
Mini-Soccer U9/U10	7v7	55x37	61x43
Youth U11/U12	9v9	73x46	79x52
Youth U13/U14	11v11	82x50	88x56
Youth U15/U16	11v11	91x55	97x61
Youth U17/U18	11v11	100x64	106x70
Over 18/Adult	11v11	100x64	106x70

In addition to the formally identified grass pitch supply, there are five informal kick about sites which provide local opportunities for people to play football informally. These are not featured in the forthcoming analysis but should be acknowledged as sites which provide informal opportunities for play. The five kick about sites are located at:

- ◀ Turn Recreation Ground
- ◀ Chatterton Recreation Ground
- ◀ Edenfield Recreation Ground
- ◀ Moorlands Park
- ◀ Sharneyford Recreation Ground

Figure 2.1 below identifies all football pitches servicing Rossendale. For a key to the map, see Table 2.12.

Figure 2.1: Football pitch locations



ROSSENDALE BOROUGH COUNCIL PLAYING PITCH ASSESSMENT REPORT

Pitch quality

The quality of football pitches across Rossendale have been assessed via a combination of site visits (using non-technical assessments as determined by the FA) and user consultation to reach and apply an agreed rating as follows:

- ◀ Good
- ◀ Standard
- ◀ Poor

The percentage parameters used for the non-technical assessments were as follows: Good (>80%), Standard (50-80%), Poor (<50%).

Pitch quality primarily influences the carrying capacity of a site; often pitches lack the drainage and maintenance necessary to sustain levels of use. Pitches that receive little to no ongoing repair or post-season remedial work are likely to be assessed as poor, therefore limiting the number of games they are able to accommodate each week without it having a detrimental effect on quality.

Conversely, well maintained pitches that are tended to regularly are likely to be of a higher standard and capable of taking a number of matches without a significant reduction in surface quality.

The table below summarises the quality of pitches that are available for community use. In total, three pitches are assessed as good quality, 18 as standard quality and 36 as poor quality. All good quality pitches are aligned to adult football teams which compete in high performance league competitions.

Table 2.3: Pitch quality assessments (community use pitches)

Analysis area	Adult pitches			Youth pitches			Mini pitches		
	Good	Standard	Poor	Good	Standard	Poor	Good	Standard	Poor
Rossendale Central	-	2	7	-	3	3	-	4	4
Rossendale East	2	-	3	-	2	4	-	2	1
Rossendale West	1	2	4	-	-	4	-	3	7
Rossendale	3	4	13	-	5	11	-	9	12

In Rossendale, poor quality non-technical audit scores are a result of issues relating to natural topography of playing fields, basic maintenance regimes and limited demand for affiliated football at single pitch sites meaning pitches are not maintained or appropriately marked for competitive matches. It is also noteworthy that a high proportion of poor quality pitches are on sites which are also public open spaces so unofficial use, dog walkers and informal football activity is common. Of all pitches available for community use in Rossendale, 63% are poor quality.

Poor quality pitches are located at the following sites:

- ◀ Adrenaline Centre
- ◀ Cowpe Recreation Ground
- ◀ Edgeside Park
- ◀ Helmshore Park
- ◀ Lumb Recreation Ground
- ◀ Barrowfold Recreation Ground
- ◀ Dean Lane Playing Field
- ◀ Fairview Recreation Ground
- ◀ John Street Recreation Ground
- ◀ Maden Recreation Ground

ROSSENDALE BOROUGH COUNCIL PLAYING PITCH ASSESSMENT REPORT

- ◀ Marl Pits
- ◀ Whittaker Park
- ◀ Alder Grange High School
- ◀ Loveclough Park
- ◀ Our Lady St Anselms School
- ◀ Weir Playing Field
- ◀ Haslingden High School
- ◀ All Saints Catholic High School
- ◀ Stacksteads Recreation Ground

Pitches which achieve standard quality ratings are aligned to the prominent football clubs which operate in Rossendale. Many of these undertake maintenance led through club volunteers and where financially possible, these clubs look to hire maintenance equipment such as verti drainers to improve pitch quality.

Good quality pitches are located at Bacup Borough FC, Haslingden St Marys FC and Whitworth Valley FC. Pitches at each of these sites accommodate football for higher level adult competition and are maintained by in-house volunteers which provide a higher level of maintenance to that of local authority sites.

The table overleaf highlights feedback which was received from grassroots football clubs in Rossendale through consultation. The general theme is that the stock of grass football pitches in the area suffer from drainage issues and poor quality.

Table 2.4: Example pitch comments provided during consultation

Site ID	Site name	Club name/s	Club comments
1	Adrenaline Centre	Edenfield Girls FC	"Water drains off the slope onto the 7v7 pitch we rent. This caused me to cancel a number of games last and this season".
1	Adrenaline Centre	Junior Hoops FC	"Pitches are barely playable, large parts of the football season have cancelled fixtures due to waterlogging".
5	Bacup Borough FC	Bacup Borough FC	"Top side of the pitch is swampy. Issues with local, off site, drainage issues affecting the pitch".
21	Haslingden High School	Rossendale Valley Juniors FC	"Pitches are basically maintained. The drainage is poor, consequently we lose many fixtures through the football season".
30	Marl Pits	Valley United FC	"We have had to move out of Rossendale to play fixtures on the 3G pitch at Accrington and Rossendale College. The majority of players prefer a grass pitch but the accessibility to one with good drainage in Rossendale is impossible. We play at the college simply to exist as a football club".
30	Marl Pits	Haslingden Ladies & Girls FC	"We've played about three matches on the centre pitch at Marl Pits in an entire season. Its constantly waterlogged and churned up".
46	Stacksteads Recreation Ground	Bacup CFC	"Flooding has destroyed the pitch for four months of the season and bad weather constantly makes it unplayable".

ROSSENDALE BOROUGH COUNCIL

PLAYING PITCH ASSESSMENT REPORT

FA Pitch Improvement Programme (PIP)

With quality of grass pitches becoming one of the biggest influences on participation in football, the FA has made it a priority to work towards improving quality of grass pitches across the country. This has resulted in the creation of the FA Pitch Improvement Programme. As part of this, grass pitches identified as having quality issues undergo a pitch inspection from a member of the Grounds Management Association (GMA, formerly Institute of Groundsmanship).

Following a PIP report, clubs can work towards the recommended dedicated maintenance regime identified in order to improve the quality of their pitches. Clubs can also utilise the report as an evidence base to acquire potential funding streams to obtain the relevant maintenance equipment.

In Rossendale, three sites have had inspections in 2018. Short summaries of each report are detailed below:

The Adrenaline Centre – 23/1/2018

- ◀ A full renovation of pitches on the site should be carried out annually. Attention should be paid to aerating, slitting and repairs to badly worn areas. Scarification to remove thatch is also a high priority together with weed treatment.
- ◀ No significant renovation has been undertaken on the pitches in the past ten years.
- ◀ Issues on the pitches with ground cover, bare areas, undesirable grass type, root zones and soil strength apparent on the site.
- ◀ Short term recommendations are to decompact pitches through aeration and fertiliser application. Medium term recommendations are to purchase a tractor mounted with a multi-tool attachment (slitter, brush, rake, and roller) to carry out post-match repairs and to upkeep the playing surfaces.

Marl Pits Sports Complex – 23/1/2018

- ◀ A full renovation of pitches should be carried out on the pitches with special attention being paid to aeration, slitting and repairs to the badly worn areas. Scarification to remove thatch is also a high priority together with weed treatment.
- ◀ No significant renovation has been undertaken on the pitches in the past ten years.
- ◀ The pitches on site are compacted and issues with standing water are prominent. There is significant moss & weed infestation which requires intense treatment.
- ◀ There is a drainage system installed when the site was reconstructed in 1969. There is no information on the type or scale of the system. This should be investigated by a competent sports turf drainage contractor to establish its efficacy.
- ◀ Short term recommendations are to decompact pitches through aeration and fertiliser application. Medium term recommendations are to purchase a tractor mounted with a multi-tool attachment (slitter, brush, rake, and roller) to carry out post-match repairs and to upkeep the playing surfaces.

Maden Recreation Ground – 24/1/2018

- ◀ A full renovation of pitches on the site should be carried out annually. Attention should be paid to aerating, slitting and repairs to badly worn areas. Scarification to remove thatch is also a high priority together with weed treatment.
- ◀ No significant renovation has been undertaken on the pitches in the past ten years.
- ◀ Line markings were burnt into the ground which is not recommended as good practise mainly as it has the potential to cause trip hazards in the long term.

ROSSENDALE BOROUGH COUNCIL PLAYING PITCH ASSESSMENT REPORT

- ◀ This site is located on a sloping, exposed hillside probably originally used as farmland. Water runs from the higher surrounds onto the lower pitches where it is incapable of draining due to the thatch/compaction. Attention should be paid to diverting this excess water from the pitches.
- ◀ Short term recommendations are to decompact pitches through aeration and fertiliser application. Medium term recommendations are to purchase a tractor mounted with a multi-tool attachment (slitter, brush, rake, and roller) to carry out post-match repairs and to upkeep the playing surfaces.

All three sites have common themes relating to a need to improve the quality of pitches through pitch renovation. All sites have a need for aeration, slitting and repair work to badly worn areas. Scarification to remove thatch is also a priority together with weed treatment. All three reports identify short term recommendations to decompact pitches and for fertilisation to be undertaken. The medium term recommendation (which relates to RBC and its grass pitch maintenance department) is to purchase specific maintenance equipment to complete the recommendations.

To date, no significant maintenance renovations have been undertaken on the pitches across the three sites.

Ancillary facilities

Similar to football pitches, the quality of ancillary facilities in Rossendale has been assessed via a combination of site visits and user consultation. The ancillary facility rating is primarily influenced by the type of amenities which are available on a site accompanied by their quality, such as a clubhouse, changing rooms, showering provision, car parking, dedicated official and spectator facilities and boundary fencing.

The table below presents a quality summary of provision at sites which provide dedicated changing rooms and pavilions. Education sites are not included in the list as none are considered to provide dedicated facilities for the benefit of community football. Likewise, changing facilities at the Adrenaline Centre and Marl Pits Leisure Centre (excluding the pavilion) are not included, as these do not service the grass football pitches on site.

Table 2.5: Summary of ancillary facility quality

Site ID	Site name	Management	Ancillary facility quality
5	Bacup Borough FC	Sports Club	Poor
23	Haslingden St Marys FC	Sports Club	Good
30	Marl Pits	RLT	Poor
29	Maden Rec	RLT	Poor
46	Stacksteads Rec	Sports Club	Good
56	Whitworth Valley FC	Sports Club	Poor

Sites which are listed as poor quality are all dated with clear evidence of wear and tear throughout each facility. Each requires modernisation to ensure they remain fit for usage in the future.

The LFFP for Rossendale identifies three sites which require new build facilities to suitably accommodate high levels of affiliated football demand. None of the sites detailed below have ancillary facilities to accommodate current levels of demand.

ROSSENDALE BOROUGH COUNCIL PLAYING PITCH ASSESSMENT REPORT

The three sites identified are located at:

- ◀ Adrenaline Centre (aligned to usage from Junior Hoops FC)
- ◀ The Glen Playing Fields (aligned to usage from Rossendale United Juniors FC)
- ◀ St Peters Playing Field (aligned to usage from Rossendale Valley Juniors FC)

It also identifies the pavilion at Marl Pits Sports Centre as requiring improvement to bring it up to standard for continued use. This project is aligned to a potential full size 3G pitch project at the site (which is also referenced in the LFFP).

Security of tenure

Most teams in Rossendale rent pitches from Rossendale Borough Council (with bookings administrated by Rossendale Leisure Trust). The tenure of these sites is secure, i.e. there is a guarantee that pitches will continue to be provided over the lifespan of the PPOSS. An exception to this is found at schools and academies which although may allow community use, are able to terminate community access at any time, unless a written community use agreement is in place. As an example, Haslingden High School is a site which is heavily used for affiliated football but as there is no long term agreement in place with the site user Rossendale Valley FC, it could in theory, be asked to vacate the site at short notice.

Of particular note is the Glen Playing Fields in Waterfoot. The field is owned by Bacup & Rawtenstall School and is a detached playing field. The School has no use of the pitches as has been the case for many years. The site user Rossendale United Juniors FC has no formal tenure arrangement on the site and uses the pitches as its home ground on a historical arrangement with the School. The following is a full list of schools that have grass football pitches but do not currently allow community use:

- ◀ Valley Leadership Academy (Fearn)
- ◀ Balladen Community Primary School
- ◀ St Veronicas RC Primary School
- ◀ Tonacliffe County Primary School
- ◀ Northern Primary School
- ◀ Edenfield C of E Primary School
- ◀ Crawshabooth Primary School
- ◀ St Johns Stonefold C of E Primary School
- ◀ Stubbins Primary School

For school sites that are available to the community, it is recommended that clubs enter into community use agreements to ensure long-term access. In Rossendale, no schools are identified as having formal community use agreements in place.

Football pyramid demand

The football pyramid is a series of interconnected leagues for adult men's football clubs in England. It begins below the Football League (the National League) and comprises of seven steps, with various leagues at each level and more leagues lower down the pyramid than at the top. The step system has a hierarchical format with promotion and relegation between the steps, allowing even the smallest club the theoretical possibility of rising to the top of the system.

Clubs playing within the National League system must adhere to ground grading requirements set out by the FA. The higher the level of football being played the higher the requirements. Clubs cannot progress into the league above if the ground grading requirements do not meet the correct specifications. Ground grading assesses grounds from A to H, with 'A' being the requirement for Step 1 clubs and H being the requirement for Step 7 clubs. Please refer to the FA website⁵ for the full specifications for each.

⁵ <http://www.thefa.com/get-involved/player/ground-grading>

ROSSENDALE BOROUGH COUNCIL PLAYING PITCH ASSESSMENT REPORT

In Rossendale, there are two clubs which compete in the National League system; Bacup Borough FC (Step 6) and Haslingden St Marys (Step 7). Bacup Borough FC is likely to be able to gain promotion to Step 5 and meet the relevant ground grading requirements set via the FA at its stadia site. In contrast, Haslingden St Marys FC would be unable to meet Step 6 requirements without significant investment into its site. As an example, to progress to Step 6 (one promotion) it will require the installation of floodlighting around its pitch and would also need to install an entrance turnstile to charge spectators (in line with league regulations).

There are other high performing adult teams competing locally. Whitworth Valley FC and Rossendale FC are both two promotions from competing within a Step 7 league. A common issue for clubs entering the pyramid is changing facilities. For Step 7 football (ground grading H), existing changing rooms must be a minimum size of 12 square metres, excluding shower and toilet areas. Where clubs are planning to build new changing rooms, these must be planned to be a minimum size of 18 m² excluding showers and toilet areas.

The general principle for clubs in the football pyramid is that they have to achieve the appropriate ground grade by March 31st of their first season after promotion, which therefore allows a short grace period for facilities to be brought up to standard.

Women's National League System

Correspondingly there is a Women's National League System (WNLS) similar to the adult men's system which provides structure to the women's game. As seen in the table below this ranges from Tier 1 to Tier 7 with each tier requiring differing ground grading requirements.

Table 2.6: Summary of ground grading for women's football

Level	League	Grading category
Tier 1	FA Women's Super League	Step S1
Tier 2	FA Women's Championship	Step S2
Tier 3	FA Women's National League Premier Division (Northern and Southern)	Step W1
Tier 4	FA Women's National League Division 1 North / Midlands / South East / South West	Step W2
Tier 5	Regional Premier Division	Step W3
Tier 6	Regional Division One	-
Tier 7	County Leagues	-

Although women's clubs still require ground grading requirements set out by the FA, these differ from the men's National League System. Ratings range from Step S1 to W3 each with differing minimum requirements. Step S1 and S2 in the Women's National League System is akin to Step 3 and 4 of the men's National League System, however, not exactly the same. The system is also a hierarchical format with promotion and relegation between the levels, allowing even the smallest club the theoretical possibility of rising to the top of the system.

In 2017, the FA announced plans to restructure the women's league for the highest performers in the football pyramid. The changes were implemented from the start of the 2018-19 season and saw the top league, FA WSL 1, expand from ten clubs to 14 and the creation of a new national league established at tier two for a maximum of 12 teams.

ROSSENDALE BOROUGH COUNCIL PLAYING PITCH ASSESSMENT REPORT

There is one team in Rossendale which compete in the Women's National League System; Haslingden Ladies & Girls FC. It competes at Tier 7 of the Women's Regional League with fixtures played in the Lancashire FA's Women's County League. Whilst there are no specific ground grading requirements to be met at this level, most women's senior leagues nationally do have strict league requirements regarding appropriate changing facilities. Consultation with Haslingden Ladies & Girls FC highlights that finding sites with appropriate changing facilities in Rossendale is challenging and that it may present future challenges to potential promotions through the Women's football pyramid.

2.3: Demand

Through the audit and assessment, 107 teams from 14 clubs are identified as playing in Rossendale. This consists of 13 adult men's, two adult women's, 43 youth boys', nine youth girls' and 40 mini mixed teams. Rossendale West Analysis Area provides for the highest number of teams, with 45. The analysis area with the fewest number of teams is Rossendale Central, with 30 teams provided.

Table 2.7: Summary of competitive teams currently playing in Rossendale

Analysis area	Number of teams					Total
	Adult	Youth 11v11	Youth 9v9	Mini 7v7	Mini 5v5	
Rossendale Central	7	8	7	6	2	30
Rossendale East	6	9	6	6	5	32
Rossendale West	2	13	9	11	10	45
Rossendale	15	30	22	23	17	107

Youth 11v11 football is the most prominent format of play, whilst adult is the least common.

Women's and girls' demand

There are 11 dedicated women/girls' teams playing in Rossendale, representing just over 10% of the total number of teams. There are also two mini teams provided by Haslingden Ladies & Girls FC which for the purposes of the PPS are mixed gender (in line with FA guidance) although these are primarily made up from girls. There are two clubs which provide women's and girls' teams, these are Haslingden ladies & Girls FC and Edenfield Girls FC.

The FA currently has a drive to increase women's and girls' participation by 50%. As such, it is imperative that sufficient facilities become suitable for female access, particularly in relation to toilets and appropriate changing facilities.

Exported demand/imported

Exported demand refers to teams that are currently accessing pitches for home fixtures outside of the study area, despite being registered. Likewise, imported demand is demand from neighbouring authorities accessing pitches in Rossendale to play competitive matches.

As of the 2019/20 football season, Valley United FC is identified as exporting demand outside of Rossendale to play its competitive fixtures. It now plays fixtures on a 3G pitch in neighbouring Hyndburn due to a perceived lack of suitable, good quality pitches, locally. It states an aspiration to play its competitive fixtures within Rossendale.

There are no cases of imported demand into Rossendale.

ROSSENDALE BOROUGH COUNCIL PLAYING PITCH ASSESSMENT REPORT

Latent demand

Latent demand refers to potential demand; clubs that would like to field more teams but currently do not do so. This can be for a variety of reasons including a lack of pitches, appropriate facilities and qualified coaches. Clubs that report latent demand relating to facilities and the reasons provided for this latent demand can be seen in the table overleaf.

Table 2.8: Latent demand summary

Club	Need for more match pitches	Need for more/better training facilities	Need for better/more appropriate changing provision
Bacup CFC	Yes	Yes	-
Bacup Juniors FC	-	Yes	-
Valley United FC	-	Yes	-
Bacup Borough FC	-	Yes	-
Haslingden Ladies & Girls FC	Yes	Yes	Yes
Junior Hoops FC	-	Yes	Yes
Rossendale United Juniors FC	-	-	Yes
Whitworth Valley Juniors FC	Yes	Yes	-
Rossendale Valley Juniors	-	Yes	Yes

Unmet demand

Unmet demand is existing demand that is not getting access to pitches. It is usually expressed, for example, when a team is already training but is unable to access a match pitch, or when a league has a waiting list due to a lack of pitch provision, which in turn is hindering the growth of the league. No unmet demand was expressed by responsive clubs.

Future demand

Future demand can be defined in two ways, through participation increases and by using population forecasts.

Participation increases

Six clubs' report aspirations to increase the number of teams they provide. In total, these potential demand increases would lead to the creation of 14 teams.

Table 2.9: Potential team increases identified by clubs

Club	Analysis area	Future demand	Pitch size	Match equivalent sessions ⁶
Bacup Borough FC	East	1 x adult women's	Adult	0.5
Bacup CFC	East	2 x U11	Youth 9v9	1
		2 x U13	Youth 11v11	1
		1 x U7	Mini 5v5	0.5
Haslingden Ladies & Girls FC	Central	1 x U18 girls	Adult	0.5
		3x U7	Mini 5v5	1.5
Haslingden St Marys FC	West	1 x U21	Adult	0.5

⁶ Two teams require one pitch to account for playing on a home and away basis; therefore, 0.5 pitches can therefore be seen in the table where there is latent demand for one team.

ROSSENDALE BOROUGH COUNCIL PLAYING PITCH ASSESSMENT REPORT

Club	Analysis area	Future demand	Pitch size	Match equivalent sessions ⁶
Junior Hoops FC	West	1 x U14 1 x U13	Youth 11v11	1
Rossendale Valley Juniors FC	West	1 x U10	Mini 7v7	0.5

Future demand aspirations have been aggregated by analysis area and pitch format and are detailed in the table overleaf.

Table 2.10: Potential increases by analysis area

Analysis area	Future demand (match equivalent sessions)					Totals
	Adult	Youth 11v11	Youth 9v9	Mini 7v7	Mini 5v5	
Rossendale Central	0.5	-	-	-	1.5	2
Rossendale East	0.5	1	1	-	0.5	3
Rossendale West	0.5	1	-	0.5	-	2
Rossendale	1.5	2	1	0.5	2	7

Population increases

Team generation rates (TGRs) are used to provide an indication of how many people it may take to generate a team (by gender and age group), in order to help estimate the change in demand for pitch sports that may arise from any population change in the study area. ONS population growth is applied to the TGRs to identify a predicted number of teams that will be generated. As such, TGRs are used below as the basis for calculating the number of teams likely to be generated in the future based on population growth up to 2034⁷.

Table 2.11: Team generation rates (2034)

Age group	Current population within age group	Current no. of teams ⁸	Team Generation Rate (TGR)	Future population within age group	Predicted future number of teams (2037)	Additional teams that may be generated from the increased population
Senior Men's (16-45)	11,427	13	1:879	11,500	13.1	0
Senior Women (16-45)	11,873	2	1:5937	11,403	1.9	0
Youth Boys (12-15)	2,576	25	1:103	2,742	26.6	1
Youth Girls (12-15)	2,419	5	1:484	2,623	5.4	0
Youth Boys (10-11)	946	18	1:53	879	16.7	0
Youth Girls (10-11)	896	4	1:224	834	3.7	0
Mini-Soccer Mixed (8-9)	1,853	23	1:81	1,660	20.6	0
Mini-Soccer Mixed (6-7)	1,837	17	1:108	1,581	14.6	0

Application of TGRs forecasts that there will be a potential increase of one junior boys' team. However, once TGRs are applied to the three individual analysis areas, a more detailed representation of where exactly the predicated growth will occur emerges. In this instance, it forecasts that the growth of the one junior boys' team will be spread across all three analysis areas, and therefore, in reality, additional demand from population increases will likely join pre-existing teams across Rossendale.

⁷ TGRs are based on population forecasts which are in line with Rossendale Local Plan timeline.

⁸ Age group team numbers differ from Table 2.7 as forecasts are based on age rather than playing format. U17 and U18 teams affiliate to their respective County FA as juniors, however, are generally considered to play on and require adult pitches and are considered by age boundaries to be in the adult age group

ROSSENDALE BOROUGH COUNCIL PLAYING PITCH ASSESSMENT REPORT

Notwithstanding the above, it must be noted that TGRs are based exclusively on future population forecasts and do not account for societal factors or changes in the way people may wish to play sport. Similarly, they cannot account for specific targeted development work within certain areas or focused towards certain groups, such as NGB initiatives or coaching within schools. For example, there is a focus on developing female participation within Lancashire and nationally which, as mentioned previously, is likely to lead to more women's and girls' teams in the future and therefore increase demand for pitches.

Outside of women's and girls' increases, given the large amounts of future demand identified through TGRs, it is considered unlikely that aspirations from clubs will happen exclusively of population growth. Instead, it is thought that the ambitions will be absorbed within the increases.

FA Wildcats Centres

FA Wildcats Centres work with County FA qualified coaches to deliver local weekly sessions, which provide opportunities for girls aged five to 11 to develop fundamental skills and experience football in a safe and fun environment.

All organisations delivering Wildcats centres receive a £600 start-up grant and 30 branded footballs in their first year of running the programme to help develop and increase girl's participation. Organisations receive a secondary grant of £300 in the secondary year of operation to help sessions run sustainably. In Rossendale, there is one FA Wildcat Centre which is run by Haslingden Ladies & Girls FC at Marl Pits Sports Centre on Saturday mornings. The sessions are one of the most successful in East Lancashire with on average, 75 attendees participating every weekend. During consultation, Whitworth Valley Juniors have also expressed an interest in operating a session during consultation, although at this time, has not registered a formal interest with Lancashire FA.

In light of The FA's aspirations to double female participation in football (Game Changer strategy) and the establishment and foreseen future effect of the Wildcats programme, it is likely that the growth in affiliated women's and girl teams may exceed that shown through population growth. However, at present, it isn't possible to quantify the true extent.

Future demand summary

On balance, total future demand in Rossendale should account for both population and participation increases. Several football clubs outline plans to increase the number of teams they currently provide over the lifespan of the PPOSS, which will contribute to an additional demand for facilities. Population increases (when viewed by individual analysis area) do not forecast the growth of any new teams. As such, future demand will be solely on the future growth aspirations outlined by clubs and housing growth.

The PPOSS Strategy & Action Plan will contain a Housing Growth Scenario that will estimate the additional demand for football arising from housing development.

2.4: Capacity analysis

The capacity for pitches to regularly provide for competitive play, training and other activity over a season is most often determined by quality. As a minimum, the quality and therefore the capacity of a pitch affects the playing experience and people's enjoyment. In extreme circumstances, it can result in the inability of a pitch to cater for all or certain types of play during peak and off peak times. As a guide, The FA has set a standard number of matches that each grass pitch type should be able to accommodate without it adversely affecting its quality.

ROSSENDALE BOROUGH COUNCIL PLAYING PITCH ASSESSMENT REPORT

The following ratings were used in Rossendale:

Adult pitches		Youth pitches		Mini pitches	
Pitch quality	Matches per week	Pitch quality	Matches per week	Pitch quality	Matches per week
Good	3	Good	4	Good	6
Standard	2	Standard	2	Standard	4
Poor	1	Poor	1	Poor	2

Table 2.12 overleaf applies the above pitch ratings against the actual level of weekly play to determine a capacity rating as follows:

Potential capacity	Play is below the level the site could sustain
At capacity	Play matches the level the site can sustain
Overused	Play exceeds the level the site can sustain

Education sites

To account for curricular/extra-curricular use of education pitches it is likely that the carrying capacity at such sites will need to be adjusted. The only time this would not happen is when a school does not use its pitches at all and the sole use is community use. The adjustment is typically dependent on the amount of play carried out, the number of pitches on site and whether there is access to an on-site AGP.

In some cases, where there is no identified community use, there is little capacity to accommodate further play. Internal usage often exceeds recommended pitch capacity, which is further exacerbated by basic maintenance regimes that may not extend beyond grass cutting and line marking.

In Rossendale, one match equivalent session of demand has been attributed to each pitch based at school sites to account for curricular demand. This is based on consultation and the discovery that all pitches are in use, as well as experience of how school sites use pitches from other strategies both locally and nationally.

Informal use

Most football pitches in the area are located within open access sites. As such, these pitches are subject to informal use in the form of dog walkers, unorganised games of football and exercise groups. It must be noted, however, that informal use of these sites is not recorded and it is therefore difficult to quantify on a site-by-site basis.

Peak time

Spare capacity can only be considered as actual spare capacity if pitches are available at peak time. In Rossendale, peak time for adult football is Saturday PM, peak time for all youth and mini formats is Saturday AM, except for youth 9v9 football which where the peak time is Sunday AM.

**ROSSENDALE BOROUGH COUNCIL
PLAYING PITCH ASSESSMENT REPORT**

Table 2.12: Football pitch capacity analysis

Site ID	Site name	Analysis area	Community use?	Management	Security of tenure	Pitch type	Pitch size	No. of pitches	Quality rating	Current play (match sessions)	Site capacity ⁹ (match sessions)	Overused, at capacity or spare capacity	Spare capacity in peak period	Comments
1	Adrenaline Centre	Rossendale West	Yes – unused	RLT	Secure	Adult		3	Poor	-	3	3	3	Spare capacity discounted due to poor pitch quality.
1	Adrenaline Centre	Rossendale West	Yes	RLT	Secure	Mini	(5v5)	3	Poor	2	6	4	1.5	Spare capacity discounted due to poor pitch quality.
1	Adrenaline Centre	Rossendale West	Yes	RLT	Secure	Mini	(7v7)	2	Poor	4	4	-	-	Pitches at capacity.
1	Adrenaline Centre	West	Yes	RLT	Secure	Youth	(11v11)	2	Poor	2	2	-	-	Spare capacity discounted due to poor pitch quality.
2	Alder Grange School	Rossendale Central	Yes	School	Unsecure	Youth	(9v9)	1	Poor	1	1	-	-	Pitch at capacity with curricular use.
3	All Saints Catholic High School	Rossendale Central	Yes	School	Unsecure	Adult		2	Poor	2	2	-	-	Pitch at capacity with curricular use.
5	Bacup Borough Football Club	Rossendale East	Yes	Sports Club	Secure	Adult		1	Good	2	3	1	0.5	The site has spare capacity in the peak period but it is a private stadia site so no further access is granted.
9	Barlowfold Recreation Ground	Rossendale Central	Yes - unused	RLT	Secure	Adult		1	Poor	-	1	1	1	Spare capacity discounted due to poor pitch quality.
11	Cowpe Recreation Ground	Rossendale Central	Yes – unused	RLT	Secure	Mini	(7v7)	1	Poor	-	2	2	1	Spare capacity discounted due to poor pitch quality.
13	Dean Lane Playing Field	Rossendale Central	Yes – unused	RLT	Secure	Mini	(5v5)	1	Poor	-	2	2	1	Spare capacity discounted due to poor pitch quality.
17	Edgeside Park	Rossendale Central	Yes - unused	RLT	Secure	Youth	(9v9)	1	Poor	-	1	1	1	Spare capacity discounted due to poor pitch quality.
19	Fairview Recreation Ground	Rossendale Central	Yes - unused	RLT	Secure	Mini	(7v7)	1	Poor	-	2	2	1	Spare capacity discounted due to poor pitch quality.
22	Haslingden High School	Rossendale West	Yes	School	Unsecure	Adult		1	Poor	1	1	-	-	Pitches at capacity.
22	Haslingden High School	Rossendale West	Yes	School	Unsecure	Mini	(7v7)	1	Poor	2	2	-	-	Pitches at capacity.
22	Haslingden High School	Rossendale West	Yes	School	Unsecure	Youth	(11v11)	1	Poor	4.5	1	3.5	-	Pitches overplayed. Overplay is due to curricular and community use.
22	Haslingden High School	Rossendale West	Yes	School	Unsecure	Youth	(9v9)	1	Poor	4.5	1	3.5	-	Pitches overplayed. Overplay is due to curricular and community use.
23	Haslingden St Mary's FC	Rossendale West	Yes	Sports Club	Secure	Adult		1	Good	1.5	3	1.5	0.5	Spare capacity in the peak period.
23	Haslingden St Mary's FC	Rossendale West	Yes	Sports Club	Secure	Adult		1	Standard	1.5	2	0.5	0.5	Spare capacity in the peak period.
24	Helmshore Park	Rossendale West	Yes – unused	RLT	Secure	Mini	(7v7)	1	Poor	-	2	2	1	Spare capacity discounted due to poor pitch quality.
25	John Street Recreation Ground	Rossendale East	Yes – unused	RLT	Secure	Adult		1	Poor	-	1	1	1	Spare capacity discounted due to poor pitch quality.
27	Loveclough Park	Rossendale Central	Yes – unused	RLT	Secure	Adult		1	Poor	-	1	1	1	Spare capacity discounted due to poor pitch quality.
28	Lumb Millennium Green	Rossendale Central	Yes - unused	RLT	Secure	Mini	(5v5)	1	Poor	-	2	2	1	Spare capacity discounted due to poor pitch quality.
29	Maden Recreation Ground	Rossendale East	Yes	RLT	Secure	Adult		1	Poor	1	1	-	-	Pitch at capacity.
29	Maden Recreation Ground	Rossendale East	Yes	RLT	Secure	Youth	(11v11)	3	Poor	2	3	1	1	Spare capacity discounted due to poor pitch quality.
30	Marl Pits	Rossendale Central	Yes	RLT	Secure	Adult		3	Poor	2	3	1	-	Spare capacity discounted due to poor pitch quality.

⁹ Based on pitch quality The FA recommends a maximum number of match equivalent sessions to be accommodate per pitch type. Please refer to Section 2.4 for the full breakdown.

**ROSSENDALE BOROUGH COUNCIL
PLAYING PITCH ASSESSMENT REPORT**

Site ID	Site name	Analysis area	Community use?	Management	Security of tenure	Pitch type	Pitch size	No. of pitches	Quality rating	Current play (match sessions)	Site capacity ⁹ (match sessions)	Overused, at capacity or spare capacity	Spare capacity in peak period	Comments
36	Our Lady St Anselms School Playing Field	Rossendale East	Yes	School	Unsecure	Mini	(7v7)	1	Poor	2	2	-	-	Pitch at capacity.
44	St Peters Playing Field	Rossendale West	Yes	Sports Club	Secure	Mini	(5v5)	2	Poor	3	4	1	-	Spare capacity discounted due to poor pitch quality.
44	St Peters Playing Field	Rossendale West	Yes	Sports Club	Secure	Mini	(7v7)	1	Poor	1	2	1	1	Spare capacity discounted due to poor pitch quality.
46	Stacksteads Recreation Ground	Rossendale East	Yes	RLT	Secure	Adult		1	Poor	1.5	1	0.5	-	Pitch overplayed.
48	The Glen Playing Fields	Rossendale Central	Yes	Sports Club	Unsecure	Adult		2	Standard	0.5	4	3.5	2	Spare capacity discounted due to no changing facilities for adult match play.
48	The Glen Playing Fields	Rossendale Central	Yes	Sports Club	Unsecure	Youth	(11v11)	1	Standard	1.5	2	0.5	-	No capacity in the peak period.
48	The Glen Playing Fields	Rossendale Central	Yes	Sports Club	Unsecure	Youth	(9v9)	2	Standard	1.5	4	2.5	0.5	Spare capacity in the peak period.
48	The Glen Playing Fields	Rossendale Central	Yes	Sports Club	Unsecure	Mini	(5v5)	2	Standard	1	8	7	2	Spare capacity in the peak period.
48	The Glen Playing Fields	Rossendale Central	Yes	Sports Club	Unsecure	Mini	(7v7)	2	Standard	2	8	6	1.5	Spare capacity in the peak period.
53	Weir Playing Field	Rossendale East	Yes – unused	RLT	Secure	Youth	(9v9)	1	Poor	-	1	1	-	Spare capacity discounted due to poor pitch quality.
54	Whitaker Park	Rossendale Central	Yes – unused	RLT	Secure	Youth	(9v9)	1	Poor	-	1	1	-	Spare capacity discounted due to poor pitch quality.
55	Whitworth Community High School	Rossendale East	Yes	School	Unsecure	Mini	(5v5)	1	Standard	3	4	1	-	No capacity available in the peak period.
55	Whitworth Community High School	Rossendale East	Yes	School	Unsecure	Mini	(7v7)	1	Standard	2	4	2	-	No capacity available in the peak period.
55	Whitworth Community High School	Rossendale East	Yes	School	Unsecure	Youth	(11v11)	2	Standard	3.5	4	0.5	-	No capacity available in the peak period.
56	Whitworth Valley Football Club	Rossendale East	Yes	Sports Club	Secure	Adult		1	Good	1	3	2	-	No capacity available in the peak period.
8	Balladen Community Primary School	Rossendale Central	No	School	Unsecure	Mini	(5v5)	1	Poor	1	2	1	-	Pitch unavailable for community use.
12	Crawshawbooth Primary School	Rossendale Central	No	School	Unsecure	Mini	(7v7)	1	Poor	1	2	1	-	Pitch unavailable for community use.
14	Edenfield C of E Primary School	Rossendale West	No	School	Unsecure	Mini	(7v7)	1	Poor	1	2	1	-	Pitch unavailable for community use.
20	Valley Leadership Academy (Fearn)	Rossendale Central	No	School	Unsecure	Adult		1	Poor	1	1	-	-	Pitch unavailable for community use.
35	Northern Primary School	Rossendale East	No	School	Unsecure	Mini	(5v5)	1	Poor	1	2	1	-	Pitch unavailable for community use.
41	St Johns Stonefold C of E Primary School	Rossendale West	No	School	Unsecure	Mini	(7v7)	1	Poor	1	2	1	-	Pitch unavailable for community use.
45	St Veronicas RC Primary School	Rossendale West	No	School	Unsecure	Mini	(5v5)	1	Poor	1	2	1	-	Pitch unavailable for community use.
47	Stubbins Primary School	Rossendale West	No	School	Unsecure	Mini	(5v5)	1	Poor	1	2	1	-	Pitch unavailable for community use.
50	Tonacliffe County Primary School	Rossendale East	No	School	Unsecure	Mini	(5v5)	1	Poor	1	2	1	-	Pitch unavailable for community use.

ROSSENDALE BOROUGH COUNCIL PLAYING PITCH ASSESSMENT REPORT

Spare capacity

To determine 'actual spare capacity', each site with 'potential capacity identified in Table 2.12 has been reviewed. A pitch is only said to have 'actual spare capacity' if it is available for community use and available at the peak time for that format of the game. Any pitch not meeting this criterion has consequently been discounted.

There may also be situations where, although a site is highlighted as potentially able to accommodate some additional play, this should not be recorded as spare capacity against the site. For example, a site may be managed to operate slightly below full capacity to ensure that it can cater for a number of regular friendly matches and activities that take place but are difficult to quantify on a weekly basis.

Pitches that are of a poor quality are not deemed to have actual spare capacity due to their already low carrying capacity. Any identified spare capacity should be retained in order to relieve the pitches of use, which in turn, will aid the improvement of pitch quality.

Unless tenure is considered secure through the operator, school sites that are currently available for community use but unused are also not considered to have actual spare capacity as the full availability of these pitches cannot be determined.

Adult pitches which do not have suitable changing facilities have also had spare capacity discounted. Almost all adult league competitions in England require teams to have full access to dedicated changing facilities and showers, therefore sites which do not have these facilities cannot be considered to have spare capacity as they cannot be used to accommodate for adult demand.

Given the above, actual spare capacity in Rossendale equates to five match equivalent sessions per week (provided across eight football pitches and two sites which are Glen Playing Fields and Haslingden St Mary's FC). This has been aggregated up by area and by pitch type. As can be seen in the table below, there is no spare capacity across any pitch type in Rossendale East.

Table 2.13: Summary of actual spare capacity

Analysis area	Actual spare capacity (match equivalent sessions per week)				
	Adult	Youth 11v11	Youth 9v9	Mini 7v7	Mini 5v5
Rossendale Central	-	-	0.5	1.5	2
Rossendale East	-	-	-	-	-
Rossendale West	1	-	-	-	-
Rossendale	1	-	0.5	1.5	2

In addition to the above, it is worthy of note that 18 match equivalent sessions of potential spare capacity have been discounted due to either sites having unsecure tenure, poor pitch quality or not having suitable changing facilities for adult match play.

Match equivalent sessions (MES)

Pitches have a limit of how much play they can accommodate over a certain period of time before their quality, and in turn their use, is adversely affected. As the main usage of pitches is likely to be for matches, it is appropriate, at this stage, for the comparable unit to be MES but may for example include training sessions and informal use.

ROSSENDALE BOROUGH COUNCIL PLAYING PITCH ASSESSMENT REPORT

At this stage, MES does not equate to a number of pitches. This will be fully determined, and recommendations will be made accordingly within the Strategy and Action Plan.

Overplay

Overplay occurs when there is more play accommodated on a site than it can sustain (which can often be due to the low carrying capacity of the pitches).

In total, three pitches across two sites are overplayed by a combined total of 7.5 match equivalent sessions per week. Overplay at Haslingden High School is a result of mixed curricular and community usage (the site provides a secondary home venue to Rossendale Valley United FC). The pitches at the School are also poor quality which relates to a low capacity for match play. Likewise, overplay at Stacksteads Recreation Ground is a result of poor pitch quality and high levels of use from Stacksteads St Joseph's FC and Bacup CFC.

There is no overplay identified on either mini 7v7 or mini 5v5 pitch types.

Table 2.14: Summary of overplay

Site ID	Site name	Analysis area	Pitch type	No. of pitches	Capacity rating (match sessions)
22	Haslingden High School	West	Youth 11v11	1	3.5
			Youth 9v9	1	3.5
46	Stacksteads Recreation Ground	East	Adult	1	0.5

2.5: Supply and demand analysis

Having considered supply and demand, the tables below identify the current demand and future demand balance (i.e. spare capacity taking away overplay and any exported demand) in each of the analysis areas for each pitch type, based on match equivalent sessions.

Total future demand in Rossendale accounts for population and participation increases. Additionally, latent demand identified by Valley United FC has also been accounted for on adult pitch types.

Adult pitch analysis

Table 2.15: Supply and demand balance of adult pitches

Analysis area	Actual spare capacity ¹⁰	Demand (match equivalent sessions)				
		Overplay	Current total	Future demand	Latent demand	Total
Rossendale Central	-	-	-	0.5	0.5	1
Rossendale East	-	0.5	0.5	0.5	-	1
Rossendale West	1	-	1	0.5	-	0.5
Rossendale	1	0.5	0.5	1.5	0.5	1.5

The table above highlights that there is a sufficient supply of adult pitches in Rossendale to accommodate current levels of demand, notwithstanding a small shortfall in the Rossendale East Analysis Area. When accounting for future demand, and latent demand, an overall shortfall emerges in Rossendale, with specific shortfalls aligned to the Rossendale Central and East analysis areas.

¹⁰ In match equivalent sessions

ROSSENDALE BOROUGH COUNCIL PLAYING PITCH ASSESSMENT REPORT

Youth 11v11 pitch analysis

Table 2.16: Supply and demand balance of youth 11v11 pitches

Analysis area	Actual spare capacity ¹¹	Demand (match equivalent sessions)			
		Overplay	Current total	Future demand	Total
Rossendale Central	-	-	-	-	-
Rossendale East	-	-	-	1	1
Rossendale West	-	3.5	3.5	1	4.5
Rossendale	-	3.5	3.5	2	5.5

There is a current shortfall of 3.5 match equivalent sessions per week across youth 11v11 pitch formats. When accounting for future demand, the shortfall increases to 5.5 match equivalent sessions per week. It must also be noted that a large number of youth 11v11 teams are playing on adult pitches, meaning shortfalls would greatly exacerbate should these transfer to the correct pitch type.

Youth 9v9 pitch analysis

Table 2.17: Supply and demand balance of youth 9v9 pitches

Analysis area	Actual spare capacity ¹²	Demand (match equivalent sessions)			
		Overplay	Current total	Future demand	Total
Rossendale Central	0.5	-	0.5	-	0.5
Rossendale East	-	-	-	1	1
Rossendale West	-	3.5	3.5	-	3.5
Rossendale	0.5	3.5	3	1	4

There is a current shortfall of three match equivalent sessions per week, with shortfalls currently aligned to the Rossendale West Analysis Area. When accounting for future demand, the shortfall increases by one match equivalent session, with a new shortfall emerging in the Rossendale East Analysis Area.

Mini 7v7 pitch analysis

Table 2.18: Supply and demand balance of mini 7v7 pitches

Analysis area	Actual spare capacity ¹³	Demand (match equivalent sessions)			
		Overplay	Current total	Future demand	Total
Rossendale Central	1.5	-	1.5	-	1.5
Rossendale East	-	-	-	-	-
Rossendale West	-	-	-	0.5	0.5
Rossendale	1.5	-	1.5	0.5	1

The table above shows that there is a sufficient supply on mini 7v7 pitches in Rossendale to accommodate current levels of demand. Anticipated future demand is expected to reduce spare capacity, and it is expected a small shortfall will emerge in the Rossendale West Analysis Area, although a borough wide level of minimal spare capacity remains.

¹¹ In match equivalent sessions

¹² In match equivalent sessions

¹³ In match equivalent sessions

ROSSENDALE BOROUGH COUNCIL PLAYING PITCH ASSESSMENT REPORT

Mini 5v5 pitch analysis

Table 2.19: Supply and demand balance of mini 5v5 pitches

Analysis area	Actual spare capacity ¹⁴	Demand (match equivalent sessions)			
		Overplay	Current total	Future demand	Total
Rossendale Central	2	-	2	1.5	0.5
Rossendale East	-	-	-	0.5	0.5
Rossendale West	-	-	-	-	-
Rossendale	2	-	2	2	-

There is currently a sufficient supply of mini 5v5 pitches in Rossendale to accommodate for current demand. When accounting for future demand, it is anticipated that all spare capacity will be utilised, with a small shortfall emerging in the Rossendale East Analysis Area (balanced by spare capacity in the Rossendale Central Analysis Area).

2.6: Conclusions

Having considered supply and demand, the table below assesses current demand (i.e. spare capacity taking away overplay). Total future demand in Rossendale accounts for population and participation increases added together and as such, these are the figures applied in the tables below.

Table 2.20: Summary of supply and demand in Rossendale

Pitch format	Actual spare capacity ¹⁵	Demand (match equivalent sessions)				
		Overplay	Current total	Future demand	Latent demand	Total
Adult	1	0.5	0.5	1.5	0.5	1.5
Youth 11v11	-	3.5	3.5	2	-	5.5
Youth 9v9	0.5	3.5	3	1	-	4
Mini 7v7	1.5	-	1.5	0.5	-	1
Mini 5v5	2	-	2	2	-	-

It is determined that there are current shortfalls on youth 11v11 and youth 9v9 pitches. When accounting for future demand, shortfalls on these pitch types are exacerbated and a new shortfall emerges on adult pitch types. There are no current or future shortfalls on either mini 5v5 or 7v7 pitches.

In the main, shortfalls are apparent due to overplay across specific club sites and a large stock of pitches being poor quality and thus not suitable for match play. The proceeding Strategy & Action Plan will explore specific scenarios to alleviate identified shortfalls.

2.7 Rossendale Local Football Facility Plan

The Rossendale LFFP is strategically aligned to the National Football Facilities Strategy (NFFS); a 10-year plan to change the landscape of football facilities in England. The NFFS represents a major funding commitment from the national funding partners (The FA, Premier League, DCMS, Football Foundation) to inform and direct an estimated one billion pounds of investment into football facilities over the next ten years.

¹⁴ In match equivalent sessions

¹⁵ In match equivalent sessions

ROSSENDALE BOROUGH COUNCIL PLAYING PITCH ASSESSMENT REPORT

Rossendale LFFP¹⁶ was completed in 2019 and identifies nine potential projects for investment. Of those projects, six are aligned to improving the quality of grass pitches and developing new or improving existing ancillary structures to support local demand for affiliated football.

Grass football pitches

Four local grass pitch sites are identified for quality improvements in the LFFP. These sites were identified based on high levels of existing demand and having the poorest quality pitches. The four sites are:

- ◀ Adrenaline Centre
- ◀ Haslingden High School
- ◀ Maden Recreation Ground
- ◀ The Glen Playing Fields

The table below highlights what the current position is of each site identified in the LFFP, based on the findings of the PPOSS. It also highlights the impact of pitch improvement if they were undertaken by one increment (poor to standard or standard to good).

Table 2.21: Summary of grass pitch LFFP grass pitch improvement projects

Site ID	Site name	Pitch type	No. of pitches	Quality	Current capacity rating	Improved capacity rating	Comments
1	Adrenaline Centre	Adult	3	Poor	3	6	The current spare capacity on the adult and mini 5v5 pitch is discounted due to poor quality and low usability.
		Youth (11v11)	2	Poor	-	2	
		Mini (7v7)	2	Poor	4	8	
		Mini (5v5)	3	Poor	1.5	10	
22	Haslingden High School	Adult	1	Poor	-	1	Improvements would create capacity on adult and mini 7v7 pitch. It would also reduce shortfalls on remaining pitches.
		Mini (7v7)	1	Poor	-	2	
		Youth (11v11)	1	Poor	3.5	2.5	
		Youth (9v9)	1	Poor	3.5	2.5	
29	Maden Recreation Ground	Adult	1	Poor	-	1	The current spare capacity on the youth 11v11 pitch is discounted due to poor quality and low usability.
		Youth (11v11)	3	Poor	1	4	

¹⁶<https://localplans.footballfoundation.org.uk/local-authorities-index/rossendale/rossendale-local-football-facility-plan/>

ROSSENDALE BOROUGH COUNCIL PLAYING PITCH ASSESSMENT REPORT

Site ID	Site name	Pitch type	No. of pitches	Quality	Current capacity rating	Improved capacity rating	Comments
48	The Glen Playing Fields	Adult	2	Standard	3.5	5.5	Rossendale United Juniors highlight need for maintenance equipment to sustain provision and make quality improvements to pitches.
		Youth (11v11)	1	Standard	0.5	2.5	
		Youth (9v9)	2	Standard	2.5	6.5	
		Mini (5v5)	2	Standard	7	11	
		Mini (7v7)	2	Standard	6	10	

Theoretically, improving the quality of pitches identified as being poor quality would restore capacity which has been discounted from eight pitches across Rossendale. Potential spare capacity at the Adrenaline Centre (six pitches) and Maden Recreation Ground (three pitches) have had spare capacity discounted due to both poor pitch quality and low usability in winter.

Quality improvements would also create additional capacity on the remaining pitches at each site. Collectively, these four sites accommodate 42% of all affiliated football demand in Rossendale and as such, based on the findings of the PPOSS warrant their inclusion within the LFFP.

Other notable sites which were not included in the Rossendale LFFP at the time of production include St Peters Playing Field (which contains three poor quality mini pitches) and Stacksteads Recreation ground (one adult pitch).

St Peters Playing Field accommodates demand for 11 mini teams and has three poor quality mini pitches which are not overplayed but only have minimal spare capacity. Consultation with Rossendale Valley Juniors FC highlights issues with both poor quality and low usability across the football season. Stacksteads Recreation Ground has one single poor quality pitch which is overplayed by 0.5 match equivalent sessions per week.

In conclusion, based on the findings of the PPOSS, the current four projects identified in the LFFP warrant their inclusion within the LFFP. The remaining two identified sites (St Peters Playing Field and Stacksteads Recreation Ground) should also be factored into the football plan in subsequent updates to ensure that pitch improvements are addressed in the most needed places.

Ancillary provision

As a reminder, the term ancillary provision refers to facilities such as a clubhouses, changing rooms, showering provision, dedicated official and spectator facilities and boundary fencing.

The LFFP for Rossendale identifies three sites which require new build ancillary facilities and one site which requires improvement to ensure it remains fit for purpose to suitably accommodate high levels of affiliated demand.

These are located at:

- ◀ Adrenaline Centre – (aligned to usage from Junior Hoops FC)
- ◀ The Glen Playing Fields – (aligned to usage from Rossendale United Juniors FC)
- ◀ St Peters Playing Field – (aligned to usage from Rossendale Valley Juniors FC)
- ◀ Marl Pits Sports Centre - (aligned to a potential full size 3G pitch project)

ROSSENDALE BOROUGH COUNCIL PLAYING PITCH ASSESSMENT REPORT

There are no ancillary facilities available at the Adrenaline Centre, The Glen Playing Fields and St Peters Playing Field, yet these sites cumulatively accommodate demand for 36% of all football in Rossendale. Each site accommodates at least ten affiliated football teams and the main user of each site has expressed requirements such as toilets and small kitchen facilities to service players, parents, and spectators. Providing changing facilities would restore this spare capacity and allow higher levels of use on the pitches. Given the high levels of affiliated demand and lack of ancillary facilities, it is considered that each site warrants its inclusion within the LFFP.

Notable omissions in the LFFP include Bacup Borough FC, Maden Recreation Ground and Whitworth Valley FC which are all identified as having poor quality ancillary provision through the non-technical PPOSS audit. Of these, Maden Recreation Ground accommodates the highest level of demand (six teams – home of Bacup Juniors FC), Bacup Borough FC the second highest (five teams) and Whitworth Valley FC the least (three teams).

The ancillary provision at Maden Recreation Ground services a multi pitch site utilised for junior football and should be considered for future inclusion in the LFFP. Bacup Borough FC competes in the National League System and therefore falls outside of the criteria for potential funding through the LFFP (alternate potential funding opportunities are available through the Football Stadia Improvement Fund¹⁷) and demand at Whitworth Valley FC is limited (due to it being a one pitch site) and for this reason, at this time, should not be considered a priority project for investment.

The remaining project is for the improvement of the existing pavilion at Marl Pits Sports Centre. The current facility accommodates demand from multiple football teams, Rossendale RUFC and Rossendale Harriers Athletics Club. The project is aligned to the potential development of a full size 3G pitch at Marl Pits (refer to Part 3 for further details). It is envisaged that footfall and usage of the pavilion will substantially increase if a 3G development comes to fruition.

¹⁷ <https://footballfoundation.org.uk/grant/football-stadia-improvement-fund/national-league>

ROSSENDALE BOROUGH COUNCIL

PLAYING PITCH ASSESSMENT REPORT

Football – grass pitch summary

- ◀ **Current supply of football pitch provision is insufficient with shortfalls evident on youth 11v11 and youth 9v9 pitch formats.**
- ◀ **When considering future demand, these shortfalls are likely to worsen and further shortfalls emerge on adult pitches.**
- ◀ **Grass football pitch supply:**
 - ◀ The audit identifies a total of 66 grass football pitches in Rossendale across 34 sites. Of the pitches, 57 are available, at some level, for community use across 25 sites. All unavailable pitches are located at education sites.
 - ◀ 63% of football pitches which are available for community use in Rossendale are poor quality. This severely impacts on the playability of the pitches throughout the football season. Clubs in the area report drainage issues and surface quality as being prominent issues.
- ◀ **Grass football pitch quality:**
 - ◀ In total, three pitches are assessed as good quality, 18 as standard quality and 36 as poor quality. All good quality pitches are aligned to adult football teams which compete in high performance league competitions.
- ◀ **Affiliated football demand:**
 - ◀ Through the audit and assessment, 107 teams from 14 clubs are identified as playing in Rossendale. This consists of 13 adult men's, two adult women's, 43 youth boys', nine youth girls' and 40 mini mixed teams.
 - ◀ Six clubs' report aspirations to increase the number of teams they provide. In total, these potential demand increases would lead to the creation of 14 teams. Team generation rates do not forecast the growth of any additional teams.
- ◀ **Supply vs demand analysis conclusions:**
 - ◀ Eight pitches are identified as having spare capacity in Rossendale, equating to actual spare capacity of five match equivalent sessions per week. Adult pitches which have spare capacity but no changing facilities have had spare capacity discounted as they cannot appropriately accommodate demand for match play due to league regulations.
 - ◀ Three pitches across two sites are identified as being overplayed.
 - ◀ There are current shortfalls on youth 11v11, and youth 9v9 pitch formats and future shortfalls identified across adult, youth 11v11, youth 9v9 pitch formats.

ROSSENDALE BOROUGH COUNCIL PLAYING PITCH ASSESSMENT REPORT

PART 3: THIRD GENERATION TURF (3G) ARTIFICIAL GRASS PITCHES (AGPS)

3.1: Introduction

Third generation (3G) artificial grass pitches utilise longer fibres with a combination of rubber and sand infill to offer heightened performance. They are predominately used for football matches but most commonly for football training. They can also be used for rugby matches dependent upon having a shock pad.

Competitive football can take place on 3G artificial grass pitches that have been FIFA or International Matchball Standard tested and approved by the FA for inclusion on the FA Pitch Register¹⁸. As such, a growing number of 3G artificial grass pitches are now used for competitive match play, provided that the performance standard meets FIFA Quality (previously FIFA One Star), as well as for training purposes. Football training does, however, take place on hockey suitable artificial grass pitches (please refer to Part 6: Artificial grass pitches for greater explanation on pitch specifications) but is not the preferred option.

World Rugby produced the 'Performance Specification for artificial grass pitches for rugby'¹⁹, more commonly known as 'Regulation 22' that provides the necessary technical detail to produce pitch systems that are appropriate for rugby union. The artificial surface standards identified in Regulation 22 allows matches to be played on surfaces that meet the standard, meaning full contact activity, including tackling, rucking, mauling and lineouts, can take place.

The specification includes a rigorous test programme that assesses ball/surface interaction and player/surface interaction and has been modified to align the standard with that of FIFA. Any 3G artificial grass pitch used for any form of competitive rugby must comply with this specification and must be tested every two years to retain compliance.

England Hockey's Artificial Grass Playing Surface Policy (updated June 2018)²⁰ advises that third generation artificial grass pitches should not be used for hockey matches or training and that they can only be used for lower level hockey (introductory level) as a last resort when no sand-based or water-based artificial grass pitches are available.

Table 3.1: 3G type and sport suitability

Surface	Category	Comments
Rubber crumb	Long Pile 3G (60mm with shock pad)	Rugby surface – must comply with World Rugby regulation 22 and/or RFL Community Standard, requires a minimum of 60mm pile.
Rubber crumb	Medium Pile 3G (55-60mm)	Preferred football surface. Suitable for non-contact rugby union/league practice or play.
Rubber crumb	Short Pile 3G (40mm)	Acceptable surface for some competitive football, able to be used for low level curricular hockey.

It should be noted that the FA generally refers to 3G pitches as 3G football turf pitches, though this term is not adopted in this PPOSS as 3G pitches can be and are used for other sports including rugby union, rugby league, lacrosse and American football, amongst others.

¹⁸ <http://3g.thefa.me.uk/>.

¹⁹ <https://www.world.rugby/handbook/regulations/reg-22/>

²⁰ [file:///C:/England Hockey Artificial Grass Playing Surface Policy Feb 2018.pdf](file:///C:/England%20Hockey%20Artificial%20Grass%20Playing%20Surface%20Policy%20Feb%202018.pdf)

ROSSENDALE BOROUGH COUNCIL PLAYING PITCH ASSESSMENT REPORT

3.2: Current provision

A full size 3G pitch is considered by the FA to measure at least 100 x 64 metres (106 x 70 metres including run offs); however, for the purposes of this report, all pitches measuring over 100 x 60 metres (inclusive of run offs) are considered to be full size due to the amount of demand they can accommodate.

On the above basis, there is one full size 3G pitch provided in Rossendale, located at the Valley Leadership Academy. In addition, there are six small sided 3G pitches provided across three sites. Details of these are summarised in the table below.

Table 3.2: 3G pitch supply summary

Site ID	Site	Analysis area	Community use?	Pitch size	Surface type	Number of pitches	Floodlit?
20	Valley Leadership Academy	Rossendale Central	Yes	103 x 60m	Medium pile 3G (55-60mm)	1	Yes
2	Alder Grange School	Rossendale Central	No	92 x 57m	Medium pile 3G (55-60mm)	1	No
4	Bacup & Rawtenstall Grammar School	Rossendale Central	No	67 x 43m	Medium pile 3G (55-60mm)	1	No
31	Marl Pits Leisure Centre	Rossendale Central	Yes	30 x 20m	Medium pile 3G (55-60mm)	4	Yes

Two of the small sided pitches, located at Alder Grange School and Bacup & Rawtenstall Grammar School are not available for community use, nor are they floodlit. The four small sided pitches at Marl Pits Leisure Centre are not suitable for adult or youth football due to their sizing, with these designed to accommodate commercial football leagues and social match play.

All 3G pitch provision in Rossendale is in the Central Analysis, there is no existing provision in either the East or West analysis areas.

Future provision

The Rossendale LFFP identifies two full size pitch projects and one small sided 3G project.

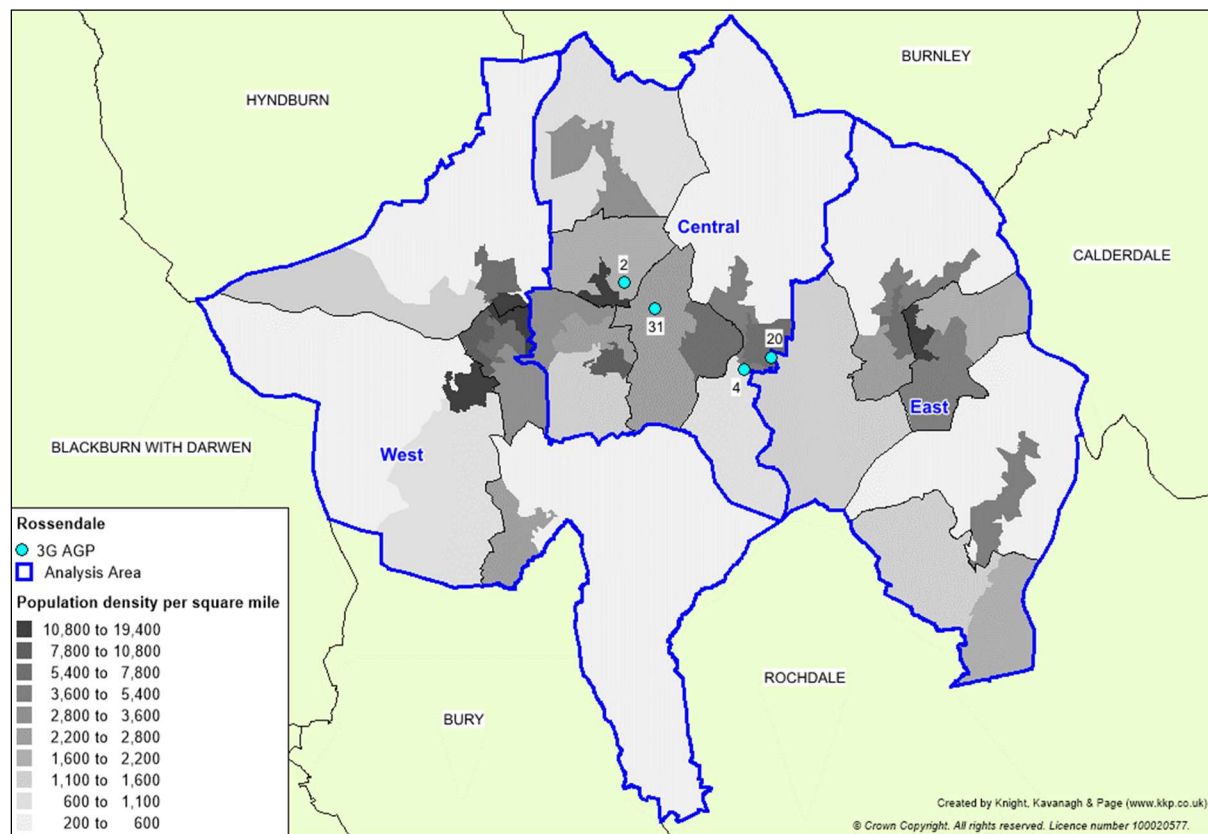
- ◀ Marl Pits Leisure Centre – full size 3G pitch
- ◀ Adrenaline Centre – full size 3G pitch
- ◀ Whitworth High School – small sided 3G pitch

Further, both All Saints Catholic School and Haslingden High School have expressed an interest (through consultation) to develop full size 3G pitches on each of their respective sites. The LFFP acknowledges that if either were to progress plans it would replace the need to develop a full size 3G pitch at the Adrenaline Centre due to close geographical proximity.

ROSSENDALE BOROUGH COUNCIL PLAYING PITCH ASSESSMENT REPORT

Figure 3.1 below identifies all football pitches servicing Rossendale. For a key to the map, see Table 3.2.

Figure 3.1: 3G pitch locations



FA pitch register

In order for competitive matches to be played on 3G pitches, the pitch should be FIFA or IMS tested and approved and added to the FA pitch register, which can be found at: <http://3g.thefa.me.uk/>.

There is one pitch in Rossendale which is on the FA Register for competitive play, this is at the Valley Leadership Academy. No other pitches, including the full stock of small sided pitches, are on the register for match play.

World Rugby compliant pitches

To enable 3G pitches to host competitive rugby union matches, World Rugby has developed the Rugby Turf Performance Specification. This is to ensure that the surfaces replicate the playing qualities of good quality grass pitches, provide a playing environment that will not increase the risk of injury and are of an adequate durability.

The specification includes a rigorous test programme that assesses ball/surface interaction and player/surface interaction and has been modified to align the standard with that of FIFA. Any 3G pitch used for any form of competitive rugby must comply with this specification and must be tested every two years to retain compliance.

There are no World Rugby Compliant 3G pitches in Rossendale. The nearest available pitch is located at the Prairie Sports Village in Burnley.

ROSSENDALE BOROUGH COUNCIL PLAYING PITCH ASSESSMENT REPORT

Availability/management

The table below identifies the availability and management of all community available floodlit 3G pitches in Rossendale:

Table 3.3: Summary of 3G pitch availability

Site ID	Site	Management	Availability
20	Valley Leadership Academy	RLT	Reserved for school use until 17:00 during the week. Available to the community from 17:00 until 22:00 Monday to Friday. The pitch is available from 09:00 to 22:00 on Saturdays and Sundays.
30	Marl Pits Leisure Centre	RLT	09:00 – 22.00 Monday – Sunday.

As a reminder, the non-floodlit 3G pitches provided at Alder Grange School and Bacup & Rawtenstall School are not available for community use.

Quality

Depending on use, it is considered that the carpet of an AGP usually lasts for approximately ten years and it is the age of the surface, combined with maintenance levels, which most commonly affects quality. It is therefore recommended that sinking funds be put into place by providers to enable long-term sustainability, ongoing repairs and future refurbishment beyond this period.

Taking the above into account, the quality of third generation artificial grass pitches across Rossendale have been assessed via a combination of site visits (using non-technical assessments as determined by the FA) and user consultation to reach and apply an agreed rating as follows:

- ◀ Good
- ◀ Standard
- ◀ Poor

The percentage parameters used for the non-technical assessments were as follows; Good (>80%), Standard (60-79%), Poor (<60%). The quality ratings assigned to the sites also consider the user quality ratings gathered from consultation.

Based on the above criteria, the full size 3G pitch at the Valley Leadership Academy is poor quality. The pitch is 11 years old and past its anticipated life expectancy, it is clear (through the non-technical audit) that repair work has been poorly undertaken and there are clear issues with surface wear and creases emerging in the carpet. Of particular concern is that the pitch is the only one in Rossendale which is on the FA register enabling competitive match place to take place. It is highly likely that the pitch will fail future re-certification tests which will make it unsuitable for match play. It is currently the home venue for two clubs and 12 teams (11% of all demand in Rossendale). Consultation with the main user, Haslingden Girls & Ladies FC, suggests it may have to reduce the number of teams it operates if quality improvements are not undertaken in the next 12 months.

ROSSENDALE BOROUGH COUNCIL PLAYING PITCH ASSESSMENT REPORT

Table 3.4: Age and quality of 3G pitches in Rossendale

Site ID	Site	Analysis area	Year installed/resurfaced	Quality
20	Valley Leadership Academy	Rossendale Central	1992/2009	Poor
30	Marl Pits Leisure Centre	Rossendale Central	2012	Standard
2	Alder Grange School	Rossendale Central	2010	Poor
4	Bacup & Rawtenstall Grammar School	Rossendale Central	N/A	Standard

The four small sided pitches at Marl Pits Leisure Centre are standard quality. Whilst there is evidence of patchy repair work on one pitch, they are broadly of a sufficient quality to accommodate current levels of recreational demand.

The pitch at Alder Grange School has reached the end of its anticipated life expectancy, it has had limited maintenance undertaken in the past ten years and there is evidence of wear and tear on the pitch. The pitch at Bacup & Rawtenstall Grammar School is standard quality, no major issues were identified during the non-technical audit.

Ancillary facilities

All 3G pitches which offer community use are accompanied by ancillary facilities that are considered adequate and no issues were raised during consultation or via site assessments.

3.3: Demand

The following table summarises the availability of all 3G pitches in Rossendale which are available for community use. In addition, it records the availability of provision within the peak period. Sport England's Facilities Planning Model (FPM) applies an overall peak period for AGPs of 34 hours a week (Monday to Thursday 17:00-21:00; Friday 17:00-19:00; Saturday and Sunday 09:00-17:00).

No booking information was provided by the Valley Leadership Academy during consultation, but anecdotal information provided by clubs suggests that it is running at full capacity with opportunities to get either midweek training slots or weekend use for matches difficult to obtain.

Table 3.5: 3G pitch demand summary

Site ID	Site	Number of pitches	Pitch size	Quality	Total number of hours available for community use during peak period	Bookings (per week)
20	Valley Leadership Academy	1	Full size (103 x 60m)	Poor	Weekdays: 14 hours Weekends: 16 hours	No booking information provided by Valley Leadership Academy.
30	Marl Pits Leisure Centre	4	(30 x 20m)	Standard	Weekdays: 18 hours Weekends: 16 hours	22 commercial 31 football clubs 3 RLT internal

ROSSENDALE BOROUGH COUNCIL PLAYING PITCH ASSESSMENT REPORT

Football

The FA considers high quality 3G pitches as an essential tool in promoting coach and player development. The pitches can support intensive use and as such are great assets for football use. Primarily, such facilities have been installed for social use and training, however, they are increasingly used for competition, which The FA wholly supports.

Training demand

Getting access to good quality, affordable training facilities is a problem for many clubs throughout the country. In the winter months, midweek training is only possible at floodlit facilities.

Nine of the 11 clubs which responded to consultation requests report that they require additional training facilities and specifically mention demand for 3G pitches (82% of responding clubs). Some teams currently access indoor sports halls, whilst others must overload small sections of pitches to enable all participants an ability to train. The clubs that express a need for more 3G pitches are as follows:

- ◀ Bacup CFC
- ◀ Bacup Juniors FC
- ◀ Haslingden Ladies & Girls FC
- ◀ Rossendale United Juniors FC
- ◀ Whitworth Valley Juniors FC
- ◀ Valley United FC
- ◀ Bacup Borough FC
- ◀ Junior Hoops FC
- ◀ Rossendale Valley Juniors FC

The FA's long-term ambition is to provide every affiliated team in England the opportunity to train once per week on a floodlit 3G surface, together with priority access for every Charter Standard Community Club through a partnership agreement. In order to calculate the number of football teams a 3G pitch can service for training, peak time access is considered to be from 18:00 until 22:00 Tuesday-Thursday resulting in an overall peak period of 12 hours per week. Mondays and Fridays are not included within this calculation as it is considered that most teams do not want to train in such close proximity to a weekend match.

Full size 3G pitches are divided into thirds or quarters for training purposes meaning they can accommodate either three or four teams per hour and either 36 or 48 teams per week (during the peak training period). Based on an average of these numbers, it is estimated that 38 teams can be accommodated on one full size 3G pitch for training.

Given the above, with 107 teams currently affiliated to Rossendale there is a theoretical need for three full size 3G pitches equivalents (rounded up from 2.8). As there is currently one full size pitch at the Valley Leadership Academy servicing football, it is considered that there is a theoretical need an additional two full size pitches in Rossendale to accommodate all affiliated football demand. If no improvements are made to the pitch at the Valley Leadership Academy and it is to become unusable in the future, the current theoretical shortfall of two pitches will increase to three full size pitches.

The table below considers the number of full size 3G pitches required if every team was to remain training within the analysis area in which they play. As can be seen, there are clear pockets of demand in the Rossendale East and West analysis areas which do not have access to provision in their areas. However, the additional demand for training arising from housing growth will be assessed in the forthcoming Strategy & Action Plan Report.

ROSSENDALE BOROUGH COUNCIL PLAYING PITCH ASSESSMENT REPORT

Table 3.6: Current demand for 3G pitches in Rossendale (based on 38 teams per pitch)

Analysis area	Current number of teams	3G requirement ²¹	Current number of 3G pitches	Theoretical shortfall
Rossendale Central	30	1	1	-
Rossendale East	32	1	-	1
Rossendale West	45	1	-	1
Rossendale	107	3	1	2

When accounting for future demand through both club aspirations and population growth (overall forecasted growth of 14 teams) the shortfall does not increase. However, the additional demand for training arising from housing growth will be assessed in the Strategy and Action Plan Report.

Match play demand

Improving grass pitch quality is one way to increase the capacity at sites but given the cost of doing such work and the continued maintenance required (and associated costs), alternatives need to be considered that can offer a more sustainable model for the future of football. The substitute to grass pitches is the use of 3G pitches for competitive matches, providing that the pitch is FA approved, floodlit and available for community use during the peak period, and the location does not have an impact on other pitch sports.

As mentioned, the pitch at the Valley Leadership Academy is on the FA register and is at capacity on weekends for competitive match play. It is the home venue for Haslingden Girls & Ladies FC and Kay Street Baptist FC. Additionally, it is also heavily used for ad hoc match play throughout the football season when pitches in Rossendale become unplayable. As an example, Bacup Juniors FC used the pitch regularly between November (2019) and March (2020) to work through its fixture backlog due to waterlogged pitches at Maden Recreation Ground.

Rugby

As mentioned previously, there are no World Rugby Compliant 3G pitches in Rossendale. Rossendale RUFC states it would use such a facility if it were to be provided in Rossendale and that it would be beneficial for the development of its mini and junior section. At this time, Rossendale is not considered to be a strategic priority area for World Rugby compliant 3G pitch provision by the RFU.

3.4: Supply and demand analysis

In conclusion, there is an insufficient supply of full size 3G pitches to meet current and anticipated future football training demand based on the FA training model in Rossendale. As such, it is determined that an increase in provision is required, with future provision best placed in Rossendale East and West analysis areas.

In total, the current (and future) shortfall equates to a need to develop an additional two full size 3G pitches in Rossendale. This will increase to three full size pitches if quality improvements are not undertaken at the Valley Leadership Academy.

²¹ Figure rounded up to the nearest whole number.

ROSSENDALE BOROUGH COUNCIL PLAYING PITCH ASSESSMENT REPORT

To ensure the current supply and any future supply is of a good enough standard to accommodate demand, providers are encouraged to put sinking funds in place to ensure long-term sustainability. This will allow for re-surfacing to take place when required and will ensure that FA certification remains in place.

3.5: Rossendale Local Football Facility Plan

The Rossendale LFFP is strategically aligned to the National Football Facilities Strategy (NFFS); a 10-year plan to change the landscape of football facilities in England. The NFFS represents a major funding commitment from the national funding partners (The FA, Premier League, DCMS, Football Foundation) to inform and direct an estimated one billion pounds of investment into football facilities over the next ten years.

Rossendale LFFP²² was completed in 2019 and identifies nine potential projects for investment. Of those projects, three are aligned to providing new 3G pitches to accommodate identified demand for affiliated football.

3G pitches

The Rossendale LFFP identifies two full size pitch projects and one small sided 3G project.

- ◀ Marl Pits Leisure Centre – full size 3G pitch
- ◀ Adrenaline Centre – full size 3G pitch
- ◀ Whitworth High School – small sided 3G pitch

It also identifies that both All Saints Catholic School and Haslingden High School have expressed an interest (through consultation) to develop full size 3G pitches on each of their respective sites. The LFFP acknowledges that if either were to progress plans it would replace the need to develop a full size 3G pitch at the Adrenaline Centre due to close geographical proximity.

The PPOSS identifies a theoretical need for three full size 3G pitches equivalents (rounded up from 2.8) based on 107 teams currently affiliated as playing in Rossendale.

As there is currently one full size pitch at the Valley Leadership Academy servicing football, it is considered that there is a need for an additional two full size pitches in Rossendale to accommodate all affiliated football demand, although this shortfall will increase to three if quality improvements are not undertaken at the Valley Leadership Academy.

The table below considers the number of full size 3G pitches required if every team was to remain training within the analysis area in which they play.

Table 3.7: Current demand for 3G pitches in Rossendale (based on 38 teams per pitch)

Analysis area	Current number of teams	3G requirement ²³	Current number of 3G pitches	Potential shortfall	Potential LFFP projects
Rossendale Central	30	1	1	-	Marl Pits Leisure Centre

²²<https://localplans.footballfoundation.org.uk/local-authorities-index/rossendale/rossendale-local-football-facility-plan/>

²³ Figure rounded up to the nearest whole number.

ROSSENDALE BOROUGH COUNCIL PLAYING PITCH ASSESSMENT REPORT

Analysis area	Current number of teams	3G requirement ²³	Current number of 3G pitches	Potential shortfall	Potential LFFP projects
Rossendale East	32	1	-	1	Whitworth High School
Rossendale West	45	1	-	1	Adrenaline Centre

The Rossendale West Analysis Area has the largest level of participation without existing provision to service demand (45 teams). Therefore, the identified project at the Adrenaline Centre (or All Saints Catholic High School/ Haslingden High School) justifies its inclusion as a potential project in the LFFP.

The situation in the remaining two analysis areas is more complex. The Rossendale Central Analysis Area is serviced by the pitch at the Valley Leadership Academy (notwithstanding noted quality issues). If the quality of the pitch is not improved (in the next 12-24 months) it will be unusable for both midweek training and match play and the consequential affect for local football will be significant. Therefore, providing a pitch to service demand will be a priority.

The Rossendale East Analysis Area is identified as potential project to provide a small sided 3G pitch at Whitworth High School (to primarily service Whitworth Valley FC). Of the 32 teams identified in the analysis area, 14 play within an eight minute drive time of the Valley Leadership Academy. The remaining 18 teams are all from Whitworth Valley FC which is a 15- 20 minute drive time away from the site.

Consultation with clubs suggests that those located in the Stacksteads and Bacup areas (the clubs which are an eight minute drive time from The Valley Leadership Academy) are more likely to use provision located centrally in Rossendale than elsewhere. Whereas Whitworth Valley FC specifically state long travel times for 3G provision as a key issue. On this basis the small sided pitch project at Whitworth High School warrants its inclusion as a small sided project within the LFFP based on servicing demand for the Club.

The potential project at Marl Pits should only be progressed on the basis that quality improvements are not undertaken at the Valley Leadership Academy. Both a full size 3G pitch at Marl Pits and the Valley Leadership Academy (on the basis quality is improved) would create a theoretical oversupply centrally in Rossendale.

ROSSENDALE BOROUGH COUNCIL PLAYING PITCH ASSESSMENT REPORT

3G summary

◀ Supply:

- ◀ There is one full size floodlit 3G pitch in Rossendale, located at the Valley Leadership Academy. There are also six small sided pitches located across three sites. Two small sided pitches located at Alder Grange School and Bacup & Rawtenstall Grammar School are unavailable for community use. The remaining four small sided pitches are located at Marl Pits Leisure Centre.
- ◀ There are no World Rugby compliant 3G pitches in Rossendale. Based on the supply and demand analysis there is no significant need to provide one to service rugby union demand.

◀ Quality:

- ◀ The full size pitch at the Valley Leadership Academy is on the FA register and can therefore be used for competitive match play. The pitch is poor quality and is likely to fail future re-certification tests, meaning it will no longer be suitable for match play
- ◀ All full size 3G provision is accompanied by ancillary facilities that are considered adequate.

◀ Supply vs demand analysis:

- ◀ With 107 teams currently affiliated to Rossendale there is a need for three full size 3G pitches to service current levels of demand. Future demand does not increase this shortfall.
- ◀ When studying demand by analysis area, shortfalls are apparent in Rossendale East and Rossendale West analysis areas. If quality improvements are not made at the Valley Leadership Academy a shortfall will emerge in the Rossendale Central Analysis Area.

ROSSENDALE BOROUGH COUNCIL PLAYING PITCH ASSESSMENT REPORT

PART 4: RUGBY UNION

4.1: Introduction

The Rugby Football Union (RFU) is the national governing body for rugby union. It is split into six areas across the Country with a workforce team that covers development, coaching, governance and competitions, Rossendale falls into Area 5. A full-time development officer is responsible for Rossendale (as part of the wider region) and works closely with all clubs to maximise their potential. This work involves developing club structures, working towards the RFU accreditation (Clubmark) and the development of school-club structures.

The rugby union playing season operates from September to May.

Consultation

There is one rugby union club in Rossendale: Rossendale RUFC. The Club was met with face to face to inform this section of the report.

4.2: Supply

In Rossendale there are three senior and four junior rugby union pitches across three sites. All pitches are available for community use, although only pitches located at Marl Pits are currently used by community clubs. There are no mini pitches identified in Rossendale.

Table 4.1: Supply of rugby union pitches available for community use

Analysis area	No. of senior pitches	No. of junior pitches
Rossendale Central	3	3
Rossendale East	-	-
Rossendale West	-	1
Rossendale	3	4

Traditionally, mini and junior rugby takes place on over marked senior pitches and this largely the case across Rossendale with mini and junior teams from all clubs accessing senior pitches for both training and competitive matches.

The audit only identifies dedicated, line marked pitches. For rugby union pitch dimension sizes please see the table below.

Table 4.2: Pitch dimensions

Age	Pitch type	Maximum pitch dimensions (metres) ²⁴
U7	Mini	20 x 12
U8	Mini	45 x 22
U9	Mini	60 x 30
U10	Mini	60 x 35
U11	Mini	60 x 43
U12	Mini	60 x 43
U13	Junior	90 x 60 (60 x 43 for girls)
U14 +	Senior	100 x 70 ²⁵

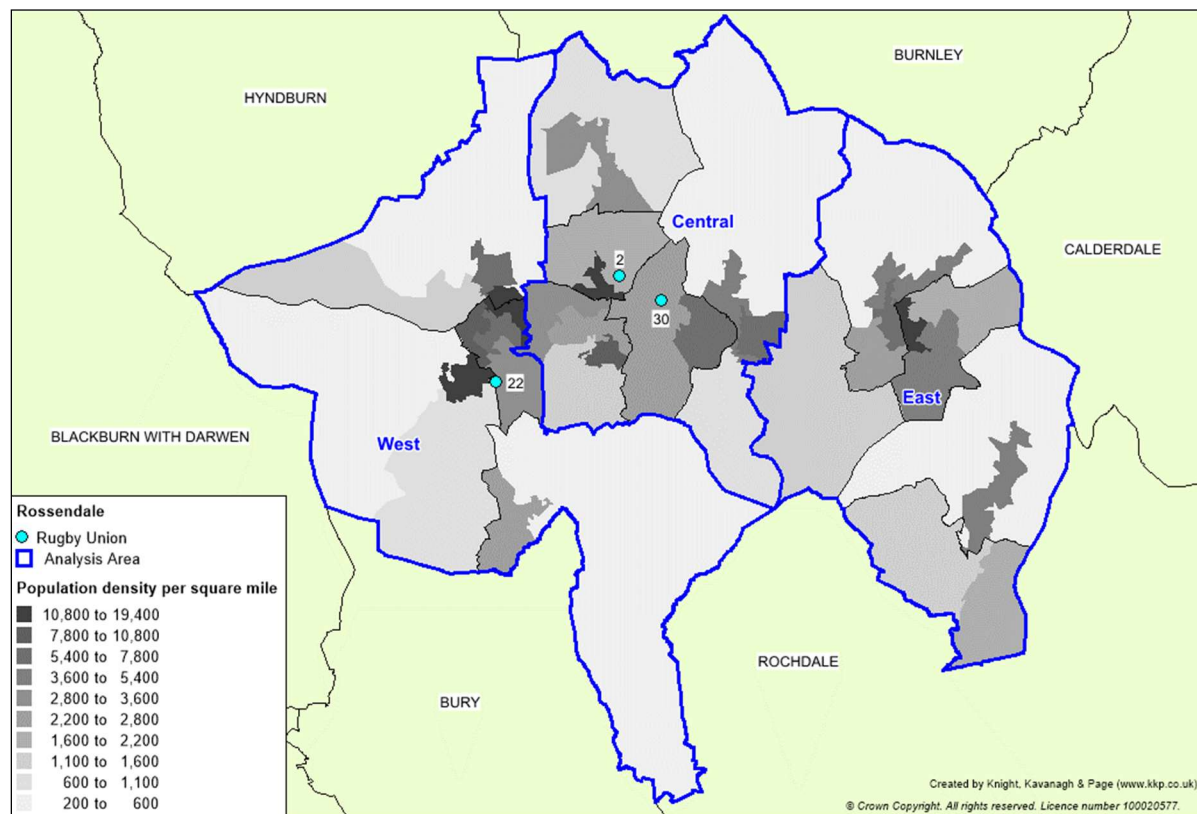
²⁴ Recommended run off area for all pitch types requires five-metres each way and a minimum in-goal length of six metres.

²⁵ Minimum dimensions of 94 x 68 metres are accepted.

ROSSENDALE BOROUGH COUNCIL PLAYING PITCH ASSESSMENT REPORT

Figure 4.1 below identifies all rugby union pitches servicing Rossendale. For a key to the map, see Table 4.6.

Figure 4.1: Rugby union grass pitch locations



Security of tenure

Rossendale RUFC has mixed tenure of the provision it accesses at Marl Pits. The clubhouse, the senior first team pitch, and two senior pitches on Meadow Head (located on the top plateau of Marl Pits) are under a long term lease agreement from RBC which have over 90 years remaining.

In the past several years, the Club has expressed an interest to RBC to acquire two junior rugby union pitches at Marl Pits on a long term lease arrangement, in line with its agreement on other onsite pitch provision. Providing long term tenure on these pitches would enable the Club to privately invest into provision which would result in improved quality and usability. The Club aspires to install pitch drainage solutions on both pitches and to remove a disused non-turf cricket wicket which is adjacent to one of the pitches. The wicket currently presents a hazard to the health and safety of players which use the field.

Both Sport England and the National Governing Bodies of Sport recommend that lease arrangements are granted to a minimum of 25 years to allow clubs to apply for external funding opportunities. While the Club is not currently looking for external grants to improve these pitches, it notes that it wants to ensure that any investment is protected through a long term tenure arrangement and is unwilling to invest into the pitches until an agreement with RBC is reached.

ROSSENDALE BOROUGH COUNCIL PLAYING PITCH ASSESSMENT REPORT

Pitch quality

The quality of rugby pitches across Rossendale have been assessed via a combination of site visits (using non-technical assessments as determined by RFU) and user consultation to reach and apply an agreed rating as follows:

- ◀ Good
- ◀ Standard
- ◀ Poor

The methodology for assessing rugby pitch quality looks at two key elements: the maintenance programme and the level of drainage on each pitch. An overall quality based on both drainage and maintenance can then be generated. The agreed rating for each pitch type also represents actions required to improve pitch quality. A breakdown of actions required based on the ratings can be seen below:

Table 4.3: Definition of maintenance categories

Category	Definition
M0	Action is significant improvements to maintenance programme
M1	Action is minor improvements to maintenance programme
M2	Action is no improvements to maintenance programme

Table 4.4: Definition of drainage categories

Category	Definition
D0	Action is pipe drainage system is needed on pitch
D1	Action is pipe drainage is needed on pitch
D2	Action is slit drainage is needed on pitch
D3	No action is needed on pitch drainage

Table 4.5: Quality ratings based on maintenance and drainage scores

		Maintenance		
		Poor (M0)	Adequate (M1)	Good (M2)
Drainage	Natural Inadequate (D0)	Poor	Poor	Standard
	Natural Adequate (D1)	Poor	Standard	Good
	Pipe Drained (D2)	Standard	Standard	Good
	Pipe and Slit Drained (D3)	Standard	Good	Good

The figures are based upon a pipe drained system at 5m centres that has been installed in the last eight years and a slit drained system at 1m centres that has been installed in the last five years.

Based on the above criteria, there is one good and two standard quality senior pitches. All junior pitches are poor quality.

Pitch quality at Marl Pits is varied, but correlates to the aforementioned issues with security of tenure. The first team pitch is maintained by volunteers at Rossendale RUFC. It has had significant investment into drainage solutions over the past five years and is one of the premier pitches across all sports in Rossendale. The remaining two senior pitches at Marl Pits which are also under the Clubs lease are standard quality, one of these (which doubles up as the midweek training pitch) had 9M pipe drainage installed several years ago.

ROSSENDALE BOROUGH COUNCIL PLAYING PITCH ASSESSMENT REPORT

The two junior pitches at Marl Pits which are not under the lease arrangement from RBC are poor quality. The pitches are basically maintained and have substantial issues with natural drainage. As a result of the drainage issues, the pitches are both unusable for large segments of the rugby union season due to severe waterlogging. As mentioned, the Club is keen to improve the drainage of the pitches through the installation of a pipe drainage solution but is unwilling to do so without an appropriate lease arrangement in place as to protect its investment.

The remaining junior pitches are all located at education sites and are basically maintained. These pitches primarily service educational demand with the pitches often doubling up as football pitches throughout an academic year.

Please refer to Table 4.6 overleaf for a breakdown of pitch quality.

ROSSENDALE BOROUGH COUNCIL PLAYING PITCH ASSESSMENT REPORT

Table 4.6: Site quality ratings

Site ID	Site name	Analysis area	Community use?	Number of pitches	Floodlit?	Pitch type	Non-technical assessment score	Quality rating	Comments
2	Alder Grange School	Rossendale Central	Yes – unused	1	No	Junior	M0/D0	Poor	Basic maintenance and poor natural drainage.
22	Haslingden High School	Rossendale West	Yes – unused	1	No	Junior	M0/D1	Poor	Basic maintenance, adequate natural drainage.
30	Marl Pits	Rossendale Central	Yes	1	No	Senior	M2/D3	Good	First team pitch. Well maintained and has had recent private investment into drainage solutions.
				1	Yes	Senior	M1/D2	Standard	Floodlit senior pitch. Maintained by Rossendale RUFC. 9M pipe drainage installed several years ago.
				1	No	Senior	M1/D1	Standard	Standard quality pitch. Maintained by Rossendale RUFC.
				2	No	Junior	M0/D0	Poor	Two poor quality junior pitches maintained by RBC.

ROSSENDALE BOROUGH COUNCIL

PLAYING PITCH ASSESSMENT REPORT

Ancillary facilities

The term ancillary facility relates to built facility infrastructures at sites. Typically, this includes (but is not limited to) clubhouses, changing rooms, showers, carparking and toilet facilities.

The clubhouse used by Rossendale RUFC is primarily built to service the social element of sport at Marl Pits. It consists of a committee room, private bar, a kitchen, and toilets. It is often used as a facility for matchday and private functions. It is presently functional, but it is clearly outdated. Consultation with the club identifies that the kitchen would benefit from an extension to better service users on match days and functions (the kitchen at peak times can service hundreds of users at one point) and that the boiler needs replacement.

The changing rooms are adjacent to the clubhouse and are operated by Rossendale Leisure Trust. The changing rooms service demand from Rossendale RUFC, but also from several football clubs and Rossendale Harriers Athletics Club. The facility consists of several changing rooms which share communal showering facilities, with several sports accessing these simultaneously with this represents a potential safeguarding issue. The age of the building means repairs are continually required and renovation or an alternative solution is required to bring the facilities up to a standard that is fit for purpose.

Rossendale RUFC further states that it does not operate any dedicated women's and girls' teams because of the poor quality ancillary provision available at the site. This specifically relates to the quality of changing rooms, the shower and toilet facilities. It also notes that peak time access (on Sunday mornings) would be difficult due to the number of changing rooms available.

The changing rooms are identified in Rossendale Local Football Facility Plan for improvement/replacement and any investment through this plan needs to take into the multi-sport offer at Marl Pits.

4.3: Demand

Demand for rugby pitches in Rossendale tends to fall within the categories of organised competitive play and organised training.

Competitive play

There is one community rugby union club in Rossendale; Rossendale RUFC. The Club operates three senior teams which compete in either RFU league structures or local merit league systems with fixtures played on a home vs away basis most weeks.

It also operates five junior teams (including one colts' team) and seven mini teams. Competitive play for mini and junior teams mainly consists of friendly matches against other local clubs; with training weekends often built into the season, allowing players to develop core skills and tactical awareness. Junior teams will also compete in County level cup competitions as an introduction to competition rugby. Colts teams, U17 (Junior) and U19 (Senior) often compete in organised league structures; providing frequent competitive fixtures; with the leagues acting as a bridge to senior rugby.

ROSSENDALE BOROUGH COUNCIL

PLAYING PITCH ASSESSMENT REPORT

Training demand

Throughout the Country, many rugby teams train at their home ground on match pitches. As a result, usage is concentrated which reduces the capacity for match play on these pitches and means they are more likely to be overplayed. A key factor in determining the extent of training on match pitches is the presence of floodlighting.

Rossendale RUFC has access to one floodlit training pitch at Marl Pits which it uses to service the midweek training demand of the entire Club. The Club's three senior teams train on the pitch on Tuesdays and Thursdays for 1.5 hours per night and its U18s, U16, U15s and U14s teams also train for 1.5 hours on Wednesday evenings. When equating this to match equivalent sessions per week, the midweek training demand for senior rugby equates to three match equivalent sessions and the junior training demand equates to two match equivalent sessions.

An alternative to training on floodlit grass pitches is via World Rugby (WR) compliant 3G pitches, although at present, none are currently provided in Rossendale. For a 3G pitch to be suitable for contact rugby, it must have a 3G surface and must be approved by WR. Use of these pitches also enables the transfer of match demand from grass to 3G, which can alleviate overplay and as a result, protects grass pitch quality.

Use of artificial pitches

Nationally, clubs identify the use of 3G pitches for training as a method of protecting the match pitches and providing a high quality surface for full contact practice. Competitive play continues to take place on grass pitches for the most part, with ad hoc use of 3G pitches for fixtures in the case of unsuitable pitches due to waterlogging or frost. Further detail on use of 3G pitches can be found in Part 3: Third Generation Artificial Pitches.

As mentioned, there are currently no WR 3G pitches supplied in Rossendale. The nearest available pitch is located at The Prairie (Burnley Leisure) in Burnley. Rossendale RUFC do state that even general access to a 3G pitch which is not WR approved would be beneficial to it throughout winter, due the concentrated midweek and matchday demand severely impacting on pitch quality on its floodlit pitch.

Touch rugby

To actively encourage participation in rugby union clubs may provide alternative offers to traditional club competition. Touch rugby is one possible format which clubs can use; touch rugby is non-contact rugby sessions, during which participants compete in teams to score tries, following similar laws to traditional rugby union formats. Clubs, schools or community organisation can establish their own touch rugby sessions or can become hosts of O2 touch rugby sessions.

O2 touch rugby are 90 minutes long and combine music, fitness and rugby skills. Sessions are mixed in terms of gender, ability and age and is based on touch rugby being a social activity. There are presently no O2 touch sessions in Rossendale, although Rossendale RUFC does usually operate casual touch rugby sessions over the seasonal summer break into the build-up for pre-season.

ROSSENDALE BOROUGH COUNCIL

PLAYING PITCH ASSESSMENT REPORT

Walking rugby

Walking rugby is a slower game of touch rugby that is accessible for disability groups and older participants, generally aged 55 years and above. The game is less physical than traditional rugby, but the general aim remains the same, with passing and scoring laws applying; and tackling involves a two-handed touch to the waist or below. Sessions for over 55's are an opportunity for participants to become physically active and for others to re-engage with rugby at a less strenuous pace. At present there are no formal walking rugby sessions taking place in Rossendale.

Exported/imported demand

Exported demand refers to existing demand which is transferred outside of the study area; whilst imported demand refers to any demand from neighbouring local authorities that accesses facilities in Rossendale due to a lack of available facilities in other local authorities where such team or club is based.

At present, there is no exported demand out of Rossendale by Rossendale RUFC and no clubs or teams from outside of Rossendale are identified as using provision within Rossendale from other local authorities.

Unmet/latent demand

Unmet demand is existing demand at clubs which is not able to access sufficient supply of pitches for match play or training. It is usually expressed, for example, where a team is already training but is unable to access a match pitch or where a league or club operates a waiting list. Consultation with Rossendale RUFC did not highlight any potential unmet demand.

Latent demand is demand that evidence suggests may be generated from the current population should they have access to more or better provision. As previously highlighted, Rossendale RUFC states it would look to develop a dedicated women's and girls' section if better quality ancillary provision was provided. In total, it states it would look to provide three junior girls teams and one senior ladies team.

Future demand

Future demand can be defined in two ways, through participation increases and using population forecasts.

Participation increases

Consultation with Rossendale RUFC did not raise any growth aspirations. The Club is keen to retain its current membership base and continue to provide three senior and a multiyear age offer for mini and junior rugby.

It is noted that the Club has the potential to operate an additional junior team at senior colts' level (U19) as this is a team it currently does not offer (but has done in the past). The RFU states it expects the Club will operate this team in the future through organic growth through its mini and junior programme. As such, future demand of one junior team is realistic for the Club.

ROSSENDALE BOROUGH COUNCIL PLAYING PITCH ASSESSMENT REPORT

Population increases

Team generation rates are used below as the basis for calculating the number of teams likely to be generated in the future based on population growth (2034).

Table 4.7: Team generation rates (2034)

Age group	Current population within age group	Current no. of teams	Team Generation Rate	Future population within age group	Predicted future number of teams	Additional teams that may be generated from the increased population
Senior Men's (19-45)	11,020	3	1:3673	11,048	3.0	0
Senior Women's (19-45)	11,491	0	0	10,959	0.0	0
Junior Boys (13-18)	2,499	5	1:500	2,740	5.5	0
Junior Girls (13-18)	2,360	0	0	2,655	0.0	0
Mini rugby mixed (7-12)	5,525	7	1:789	5,037	6.4	0

When TGRs are applied to Rossendale as a whole, it is not anticipated that there will be the growth of additional teams generated by increases to the population in Rossendale.

It is important to note that TGRs are based exclusively on current team numbers and do not account for specific targeted development work within certain areas or focused towards certain groups, such as coaching activity within schools linking to local clubs or specific RFU targets.

The RFU is focused on actively exploring opportunities to assist with the transition between late junior years and senior rugby with a specific focus on growing the senior game with the addition of adult teams (both men's and women's). This area has a strategic focus from the RFU and is being facilitated by encouraging casual play and midweek senior matches, along with O2 touch and cross pitch 7s. The RFU recognises the traditional reduction in participation numbers at this time and it is hoped that by addressing the decrease and offering alternative match times then clubs may be able to retain a larger number of players.

Future demand summary

On balance, there is not anticipated to be any future growth in the number of rugby union teams provided in Rossendale through population growth. That being said, the identified latent demand of three junior girls' teams and one senior ladies team in addition to the future demand of one junior team (identified by the RFU) will be considered in the final analysis alongside an assessment of additional demand for rugby from housing growth.

The Strategy Report will contain a Housing Growth Scenario that will estimate the additional demand for rugby union arising from housing development.

4.6: Capacity analysis

The capacity for pitches to regularly accommodate competitive play, training and other activity over a season is most often determined by quality. As a minimum, the quality and therefore the capacity of a pitch affects the playing experience and people's enjoyment of playing rugby. In extreme circumstances, it can result in the inability of a pitch to cater for all or certain types of play during peak and off-peak times.

ROSSENDALE BOROUGH COUNCIL PLAYING PITCH ASSESSMENT REPORT

To enable an accurate supply and demand assessment of rugby pitches, the following assumptions are applied to site by site analysis:

- ◀ All sites that are used for competitive rugby matches (regardless of whether this is secured community use) are included on the supply side.
- ◀ Use of school pitches by schools increases demand by one match equivalent session, unless school activity levels are known.
- ◀ All competitive play is on senior sized pitches (except for where mini pitches are provided).
- ◀ From U14 upwards, teams play 15 v15 and use a full pitch.
- ◀ Mini teams (U6-U12) play on half of a senior pitch i.e. two teams per senior pitch or a dedicated mini pitch. See RFU Age Grade Rugby Guidance for more details.
- ◀ For senior and youth teams the current level of play per week is set at 0.5 for each match played based on all teams operating on a traditional home and away basis (assumes half of matches will be played away).
- ◀ For mini teams playing on a senior pitch, play per week is set at 0.25 for each match played based on all teams operating on a traditional home and away basis and playing across half of one senior pitch.
- ◀ Senior men's rugby generally takes place on Saturday afternoons.
- ◀ Senior women's rugby generally takes place on Sunday afternoons.
- ◀ Junior rugby generally takes place on Sunday mornings.
- ◀ Mini rugby generally takes place on Sunday mornings.
- ◀ Training that takes place on club pitches is reflected by the addition of match equivalent sessions to current usage levels.

As a guide, the RFU has set a standard number of matches that each pitch should be able to accommodate, set out below.

Table 4.8: Pitch capacity (matches per week) based on quality assessments

		Maintenance		
		Poor (M0)	Adequate (M1)	Good (M2)
Drainage	Natural Inadequate (D0)	0.5	1.5	2
	Natural Adequate or Pipe Drained (D1)	1.5	2	3
	Pipe Drained (D2)	1.75	2.5	3.25
	Pipe and Slit Drained (D3)	2	3	3.5

Capacity is based upon a basic assessment of the drainage system and maintenance programme ascertained through a combination of the quality assessment and consultation. This guide, however, is only a very general measure of potential pitch capacity. It does not account for specific circumstances at time of use and it assumes average rainfall and an appropriate end of season rest and renovation programme.

The peak period

In order to fully establish actual spare capacity, the peak period needs to be established for all types of rugby. For senior teams, it is Saturday PM, as all senior men's teams play at this time, with senior women's teams playing on Sunday afternoons.

Peak time for mini and junior rugby is Sunday AM.

**ROSSENDALE BOROUGH COUNCIL
PLAYING PITCH ASSESSMENT REPORT**

Table 4.9: Capacity table for rugby pitches in Rossendale

Site ID	Site name	Analysis area	Community use?	Security of tenure	Number of pitches	Pitch type	Non-tech score	Quality rating	Floodlit?	Match equivalent sessions (per week)	Pitch Capacity (sessions per week)	Capacity rating	Comments
2	Alder Grange School	Rossendale Central	Yes – unused	Unsecure	1	Junior	M0/D0	Poor	No	0.5	0.5	-	At capacity with curricular use.
22	Haslingden High School	Rossendale West	Yes – unused	Unsecure	1	Junior	M0/D1	Poor	No	1.5	1.5	-	At capacity with curricular use.
30	Marl Pits	Rossendale Central	Yes	Secure	1	Senior	M2/D3	Good	No	1.5	3.5	2	First team pitch. Accommodates on average three matches per week (including colts and junior matches)
				Secure	1	Senior	M1/D2	Standard	Yes	5.25	2.5	2.75	Floodlit senior pitch. Heavily used midweek to accommodate all training demand, also used for competitive matches on Saturdays and Sundays.
				Secure	1	Senior	M1/D1	Standard	No	2	2	-	The pitch is primarily used to accommodate both senior and junior match play in addition to junior/mini training on weekends.
				Unsecure	2	Junior	M0/D0	Poor	No	-	0*	-	Pitches only considered to be usable during summer months and in the early stages of the rugby union season.

* The two junior pitches at Marl Pits are considered to be unusable for competitive match play or weekend training by Rossendale RUFC so potential capacity has been discounted on the basis the pitches are not used to accommodate formal rugby union demand.

ROSSENDALE BOROUGH COUNCIL PLAYING PITCH ASSESSMENT

Actual spare capacity

The next step is to ascertain whether or not any identified ‘potential capacity’ can be deemed ‘actual capacity’. There may be situations where, although a site is highlighted as potentially able to accommodate some additional play, this should not be recorded as spare capacity against the site. For example, a site may be managed to regularly operate slightly below full capacity to ensure that it can cater for a number of regular friendly matches and activities that take place but are difficult to quantify on a weekly basis.

Generally, pitches located at education and/or unsecure sites which are available for community use but are currently unused, are not considered to have actual spare capacity as security of use cannot be formally evidenced as guaranteed. This is the case at both Alder Grange School and Haslingden High School, although both pitches are played to capacity through current usage regardless.

Only one pitch in Rossendale has potential spare capacity, and this is the first team senior pitch at Marl Pits. Whilst the pitch has “potential” spare capacity, the pitch is not floodlit so cannot accommodate any midweek training demand, and it is also at capacity during the peak period for match play for both senior and junior rugby union, as such, this spare capacity is discounted. Therefore, there is no spare capacity identified on any rugby union pitch in Rossendale.

Overplay

One pitch in Rossendale is overplayed, this is by a total of 2.75 match equivalent sessions per week. Overplay is largely a result of concentrated midweek training demand.

4.4: Supply and demand analysis

Having considered supply and demand, the table below identifies the overall spare capacity in each of the analysis areas for senior rugby union pitches based on match equivalent sessions per week.

Future demand is identified by the RFU and equates to one junior boys’ team (0.5 match equivalent sessions) and latent demand is identified for four teams. This equates to a latent demand of two match equivalent sessions per week.

Table 4:10: Summary of supply and demand balance on senior rugby union pitches

	Actual spare capacity ²⁶	Demand (match equivalent sessions)			
		Overplay	Current total	Latent/future demand	Future total
Rossendale Central	-	2.75	2.75	2.5	5.25
Rossendale East	-	-	-	-	-
Rossendale West	-	-	-	-	-
Rossendale	-	2.75	2.75	2.5	5.25

As can be seen in the table above, there are clear shortfalls both now and in the future for rugby union provision in Rossendale.

²⁶ In match equivalent sessions

4.5: Conclusions

Overall, in Rossendale there is an insufficient supply of rugby union provision to cater for current levels of demand. When accounting for identified latent demand, shortfalls are exacerbated by two match equivalent sessions per week. In total, the current shortfall equates to 2.75 match equivalent sessions per week which grows to 5.25 match equivalent sessions when accounting for latent demand

The Strategy & Action Plan will explore sport specific scenarios to reduce and alleviate identified overplay at Marl Pits (Rossendale RUFC).

Rugby union summary

- ◀ **There is currently an insufficient level of rugby union provision in Rossendale.**
- ◀ **There is a current shortfall in Rossendale equating to 2.75 match equivalent sessions per week. Identified latent and future demand exacerbates the shortfall by 2.5 match equivalent sessions.**
- ◀ **Rugby union pitch supply:**
 - ◀ There is a total of seven rugby union pitches across three sites; as a breakdown this equates to three senior and four junior pitches.
 - ◀ All pitches are available for community use, although those at education sites are unused.
 - ◀ There are no WR compliant 3G pitches in Rossendale. Current demand does not warrant the need to develop a WR compliant pitch.
- ◀ **Rugby union pitch quality:**
 - ◀ In terms of quality, there is one good senior pitch in Rossendale, two standard senior pitches and four poor quality junior pitches.
- ◀ **Rugby union demand:**
 - ◀ Rossendale RUFC is the sole club operating in Rossendale. It operates with a total of 15 teams.
 - ◀ Rossendale RUFC has mixed tenure arrangements at Marl Pits. It is working towards gaining lease agreements on the two poor quality junior pitches to privately invest into drainage solutions to improve quality.
 - ◀ The clubhouse facility at Marl Pits is outdated and would benefit from a new boiler and a kitchen extension. The changing facilities are poor with highlighted issues with showers and heating.
- ◀ **Supply vs demand analysis:**
 - ◀ There is one overplayed pitch in Rossendale located at Marl Pits, it is overplayed by 2.75 match equivalent sessions per week.

ROSSENDALE BOROUGH COUNCIL

PLAYING PITCH ASSESSMENT REPORT

PART 5: HOCKEY

5.1: Introduction

Hockey in England is governed by England Hockey (EH) and is administered locally by the Lancashire Hockey Association.

Competitive league hockey matches and training can only be played on sand filled, sand dressed or water based artificial grass pitches (AGPs). Although competitive, adult and junior club training cannot take place on third generation turf pitches (3G), 40mm pitches may be suitable for introductory level hockey, such as school curriculum low level hockey.

A typical artificial grass pitches pitch is constructed from a free draining, frost free sub-base, one or two tarmac layers, a 15mm shock pad and an artificial grass carpet, either sand filled, sand dressed or water based²⁷. Below is a brief summary of each type.

Sand filled artificial grass

On sand filled artificial grass the artificial grass fibres are infilled with sand. This is a low density durable carpet with sand infill to just below the pile for stability, these pitches are recommended for lower league hockey and more of a multi sports use rather than higher competitive hockey use.

Sand dressed artificial grass

The fibres on sand dressed artificial grass are much denser and therefore requires less sand to support the pile of the carpet and create stability. It is the most commonly used surface for hockey up to and including at a National level.

Water-based artificial grass

A very high density carpet with no sand infill which requires irrigation via a sprinkler system to maintain a layer of water on the pitch. The water provides low slide resistance and reduces the risk of abrasions caused by coarse sand.

Gen 2 artificial surfaces²⁸

England Hockey, the International Hockey Federation, European Hockey Federation, England Netball, the International Tennis Association and the Lawn Tennis Association partnered with Notts Sport to create a true multi-sport surface known as Gen 2. This pitch type offers a compromise on design specification as to suitably accommodate various sports such as tennis, netball, futsal and lacrosse in turn, allowing multi-sport use leading to greater sustainability.

For senior hockey teams, a full size pitch for competitive matches must measure at least 91.4 x 55 metres excluding surrounding run off areas which must be a minimum of two metres at the sides & three metres at the ends. EH preference is for four metre side and five metre end run offs, with a preferred overall area of 101.4 x 63 metres though a minimum overall area of 97.4 x 59 metres is accepted.

²⁷ For more detail, please refer to: [EH artificial pitch guidance.pdf](#)

²⁸ <http://www.englishockey.co.uk/page.asp?section=2596§ionTitle=Gen+2+Playing+Surface>

ROSSENDALE BOROUGH COUNCIL PLAYING PITCH ASSESSMENT REPORT

5.2: Supply

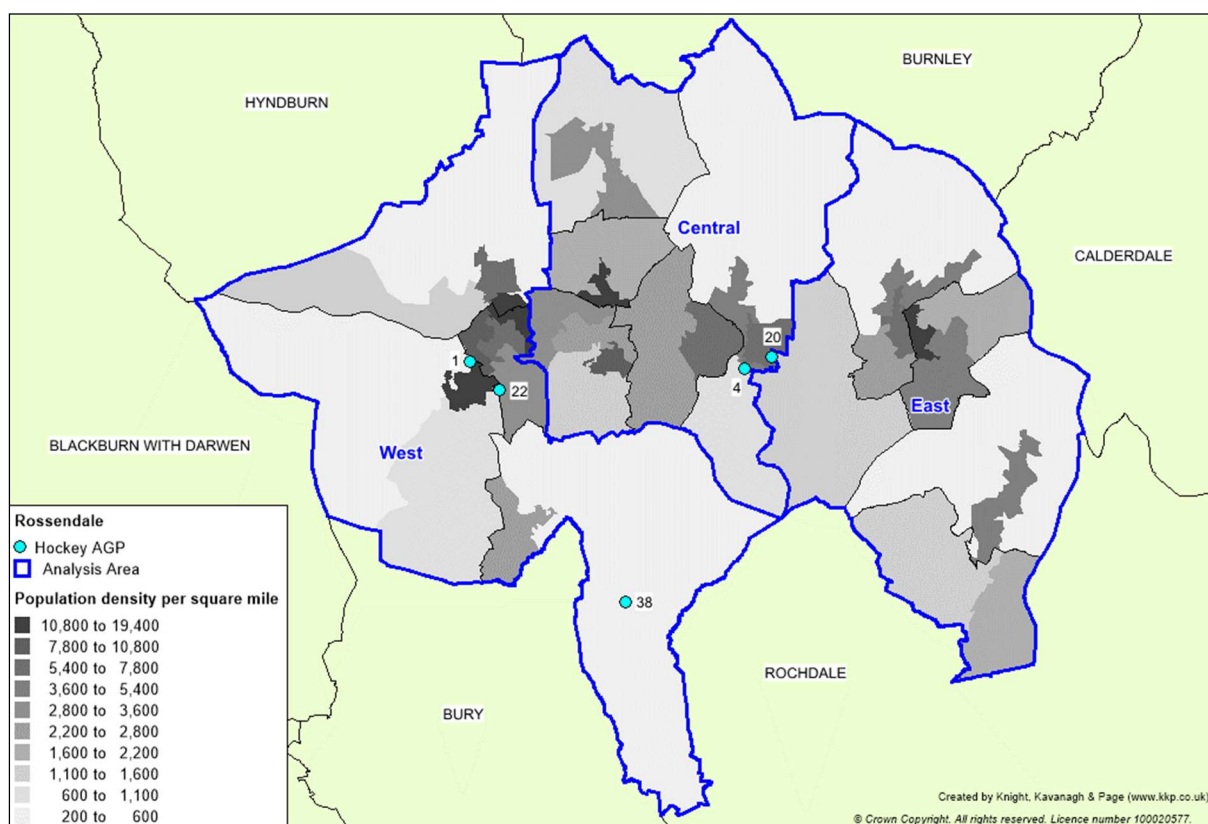
There are no full size hockey suitable AGPs in Rossendale, however, there are five small sided pitches spread across five sites. Two pitches are available for community use and three are not. Pitches which are unavailable for community use are located at Bacup & Rawtenstall Grammar School, Haslingden High School and Rossendale School. A summary of pitches is available in the table below.

Table 5.1: Hockey suitable provision in Rossendale

Site ID	Site name	Analysis area	No. of pitches	Surface type	Pitch size	Community use?
1	Adrenaline Centre	Rossendale West	1	Sand filled	45 x 30m	Yes
4	Bacup and Rawtenstall Grammar School	Rossendale Central	1	Sand filled	76 x 56m	No
20	Valley Leadership Academy	Rossendale Central	1	Sand filled	74 x 40m	Yes
22	Haslingden High School	Rossendale West	1	Sand filled	50 x 30m	No
38	Rossendale School	Rossendale West	1	Sand filled	22 x 22m	No

Figure 5.1 identifies all artificial grass pitches servicing Rossendale as identified in the table above.

Figure 5.1: artificial grass pitch locations



ROSSENDALE BOROUGH COUNCIL PLAYING PITCH ASSESSMENT REPORT

Availability

Sport England's Facilities Planning Model applies an overall peak period for artificial grass pitches of 34 hours per week (Monday to Thursday 17:00-21:00; Friday 17:00-19:00; Saturday and Sunday 09:00-17:00).

Both pitches which are available for community use at the Adrenaline Centre and the Valley Leadership Academy are available for community use are available within the full 34 hour peak period.

Ownership/management

The two pitches which are available for community use, located at the Adrenaline Centre and Valley Leadership Academy are managed by RLT and School Letting Solutions, respectively.

Quality

Taking the above into account, the quality of hockey suitable artificial grass pitches across Rossendale have been assessed via a combination of site visits (using non-technical assessments as determined by EH) and user consultation to reach and apply an agreed rating as follows:

- ◀ Good
- ◀ Standard
- ◀ Poor

The percentage parameters used for the non-technical assessments were as follows; Good (>80%), Standard (60-79%), Poor (<60%). The quality ratings assigned to the sites also consider the user quality ratings gathered from consultation.

Based on the above criteria, the quality of pitches in Rossendale is either standard or poor. Pitches located at the Valley Leadership Academy and Haslingden High School are poor with none having had major investment to improve surface quality in over ten years. Of particular note is the pitch at Haslingden High School which has recently been condemned for any curricular or community use by the School due to the surface being unfit for use.

The remaining pitches are standard quality with no significant issues found during the non-technical audit. A breakdown of pitch quality can be found below in Table 5.2.

Table 5.2: Quality summary

Site ID	Site name	Analysis area	No. of pitches	Surface type	Quality
1	Adrenaline Centre	Rossendale West	1	Sand dressed	Standard
4	Bacup and Rawtenstall Grammar School	Rossendale Central	1	Sand dressed	Standard
20	Valley Leadership Academy	Rossendale Central	1	Sand dressed	Poor
22	Haslingden High School	Rossendale West	1	Sand dressed	Poor
38	Rossendale School	Rossendale West	1	Sand dressed	Standard

ROSSENDALE BOROUGH COUNCIL PLAYING PITCH ASSESSMENT REPORT

5.3: Demand

The following table summarises the availability of both artificial grass pitches in Rossendale which are available for community use. In addition, it records the availability of provision within the peak period. Sport England's Facilities Planning Model (FPM) applies an overall peak period for AGPs of 34 hours a week (Monday to Thursday 17:00-21:00; Friday 17:00-19:00; Saturday and Sunday 09:00-17:00).

Table 5.3: 3G pitch demand summary

Site ID	Site	Number of pitches	Pitch size	Quality	Total number of hours available for community use during peak period	Bookings (per week)
1	Adrenaline Centre	1	Small sided (45 x 30m)	Standard	Weekdays: 18 hours Weekends: 16 hours	16 football clubs 4 commercial
20	Valley Leadership Academy	1	Small sided (74 x 40m)	Poor	Weekdays: 14 hours Weekends: 16 hours	No booking information provided. Consultation with School suggests use is minimum due to quality.

No pitches in the above table are used for either hockey training or for competitive matches and England Hockey reports that there is no identified community hockey demand locally. The current facility stock is used entirely for curricular purposes and for recreational football.

Latent demand

Latent demand is demand that evidence suggests may be generated from the current population should they have access to more or suitable provision. As there are no full size hockey facilities in Rossendale, all potential demand for competitive hockey must be exported outside of the area to competitively play.

The nearest club offering competitive and recreational hockey opportunities for Rossendale residents is Pendle Forest. The Club are based at Marsden Heights Community College in Nelson.

Converting sand-based AGPs to 3G

Since the introduction of 3G pitches and given their popularity for football, providers have seen this as a way of replacing their tired sand-based carpet and generating money from hiring out a 3G pitch to football clubs and commercial football providers. This has come at the expense of hockey, with players now travelling further distances to gain access to a suitable pitch and many teams being displaced from their preferred geographical area.

Due to its impact on hockey, it is appropriate to ensure that sufficient sand-based AGPs are retained for the playing development of hockey. To that end, a change of surface will require a planning application and, as part of that, the applicants will have to show that there is sufficient provision available for hockey in the locality. Advice from Sport England and EH should therefore be sought prior to any planning application being submitted.

ROSSENDALE BOROUGH COUNCIL PLAYING PITCH ASSESSMENT REPORT

It should also be noted that, if a surface is changed, it could require the existing floodlighting and drainage to be changed and, in some instances, noise attenuation measures may need to be put in place.

5.4: Conclusion

There is a clear need to improve the quality of existing sand dressed AGPs in Rossendale. However, given there is no reported current or future demand for community hockey to be played within the area, there could be an opportunity to explore converting some of these to 3G pitches to partially meet demand identified in Rossendale for football training.

Hockey summary

◀ Supply:

- ◀ There are no full size hockey suitable AGPs in the Rossendale, however, there are five small sided pitches provided across five sites. Of these, two are available for community use, three are not.

◀ Quality:

- ◀ Three small sided pitches are standard quality and two are poor quality.

◀ Demand:

- ◀ There is no identified demand for formal or recreational community hockey in Rossendale.

ROSSENDALE BOROUGH COUNCIL PLAYING PITCH ASSESSMENT REPORT

PART 6: CRICKET

6.1: Introduction

Lancashire Cricket Foundation serves as the governing and representative body for cricket in Rossendale. Its aim is to promote the game at all levels through partnerships with professional and recreational cricketing clubs, and other appropriate agencies. It is working in partnership with the ECB to deliver its refreshed strategy called 'Inspiring Generations' which was announced in January 2019.

Consultation

There are five cricket clubs identified as playing cricket in the Rossendale. All clubs were sent an online survey, of which, four clubs responded, totalling a response rate of 80%.

Table 6.1: Consultation summary

Club name	Responded?
Bacup CC	No
Edenfield CC	Yes
Haslingden CC	Yes
Rawtenstall CC	Yes
Stacksteads CC	Yes

6.2: Supply

There are five natural turf wicket squares in Rossendale spread across five sites. All squares are available for community use.

Table 6.2: Cricket square supply

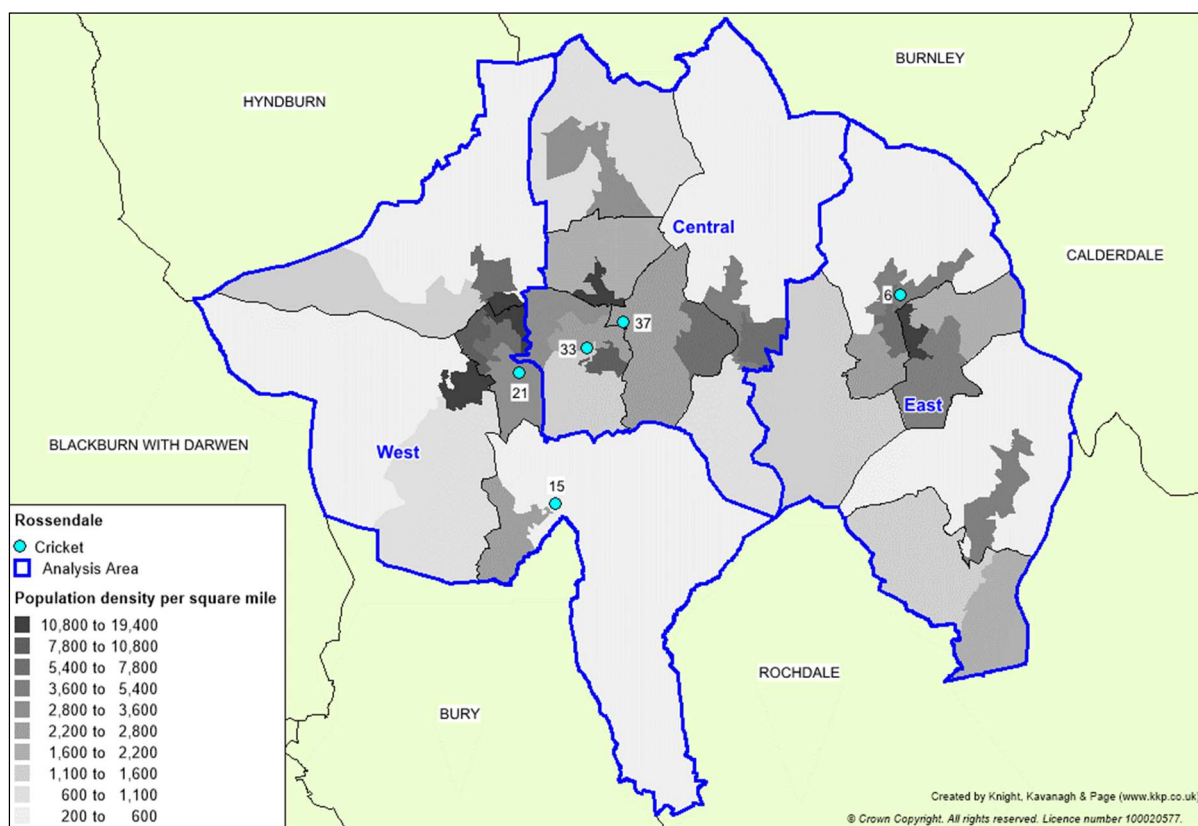
Site ID	Site	Analysis area	Community use?	No. of squares
6	Bacup CC	East	Yes	1
15	Edenfield CC	Central	Yes	1
21	Haslingden CC	Central	Yes	1
33	New Hall Hey Cricket Ground (Stacksteads CC)	West	Yes	1
37	Rawtenstall CC	West	Yes	1

In relation to the distribution of facilities across Rossendale, each analysis area has access to at least one natural turf cricket square. The East Analysis Area has one natural turf cricket square (Bacup CC) and there are two in both the central and west analysis areas.

Figure 6.1 identifies all cricket squares currently servicing Rossendale. For a key to the map, see Table 6.2.

ROSSENDALE BOROUGH COUNCIL PLAYING PITCH ASSESSMENT REPORT

Figure 6.1: Cricket square locations



Disused and lapsed provision

Playing fields which have previously accommodated formal pitch provision are categorised as either disused or lapsed. A disused site is a playing field which is not being used at all by any users and is not available for community hire either. Once these sites are disused for five or more years they will then be categorised as ‘lapsed sites’.

There is one identified lapsed cricket ground in Rossendale located at Waterbarn Recreation Ground. The site was the former home to Stacksteads Cricket Club which relocated from the site to New Hall Hey Cricket Ground in 2012. The site is owned by a private landowner and has been sat dormant for the past eight years. The Club relocated to its new site due to increases in its rental agreement which were viewed as being unsustainable for long term use.

In addition to the above, there is a lapsed non-turf cricket wicket located at Marl Pits Leisure Centre on the second plateau located between a football and rugby union pitch. The non-turf wicket has not been actively used for over 10 years and has been covered with a concrete fill to ensure it does not become hazardous. Rossendale RUFC aspires to remove the wicket in its entirety to create more accessible space for its mini and junior club members.

Loss of provision

Land to the rear of Haslingden Cricket Club is identified for potential residential development in the Emerging Rossendale Local Plan. Allocation H52 identifies the land as being suitable for the development of 30 residential units. The land is currently unused playing field which is owned by the Club and has not been used to accommodate any level of cricket in recent times. It did formerly accommodate a single junior cricket wicket. The capital receipt from

ROSSENDALE BOROUGH COUNCIL PLAYING PITCH ASSESSMENT REPORT

development is proposed to be reinvested into the ancillary provision on site to bring it up to a good quality for current and future users.

Non-turf pitches (NTPs)

The ECB highlights that NTPs which follow its TS6 guidance²⁹ on performance standards are suitable for high level, senior play and are considered able to take 60 matches per season, although this may include training sessions via the use of mobile nets.

In Rossendale there are no standalone NTPs identified. There are, however, two NTPs which accompany existing cricket squares based at club sites, these are located at New Hall Hey Cricket Ground (Stacksteads CC) and Bacup Cricket Club.

Future provision

There are no identified plans to create new cricket provision in Rossendale.

ECB Ball Strike

Where there is either new cricket provision being put in place, or more commonly a development which may prejudice the use of the cricket facility, there is a requirement for a full ball strike risk assessment to be undertaken and appropriate mitigation put in place as part of the development. As such, the ECB recommends that the clubs and organisations seek to have a ball strike risk assessment undertaken; further information can be provided by the ECB.

None of the responding cricket clubs in Rossendale report issues relating to ball strike.

Security of tenure

The table below shows the tenure arrangement of cricket clubs in Rossendale. Based on feedback from consultation, all responding clubs are considered to have secure tenure over the lifespan over the PPS (and beyond for those which have freehold).

Bacup CC was unresponsive to consultation attempts but the Lancashire Cricket Foundation has confirmed it has freehold of its site.

Table 6.3: Club tenure arrangements

Site ID	Site name	Club	Tenure arrangement
6	Bacup CC	Bacup CC	Freehold
15	Edenfield CC	Edenfield CC	Freehold
21	Haslingden CC	Haslingden CC	Freehold
33	New Hall Hey Cricket Ground	Stacksteads CC	5 year lease from RBC
37	Rawtenstall CC	Rawtenstall CC	Freehold

Pitch quality

The quality of cricket pitches has been assessed via a combination of site visits (using non-technical assessments as determined by the ECB) and user consultation to reach and apply an agreed rating as follows:

- ◀ Good

²⁹ <https://www.ecb.co.uk/be-involved/club-support/club-facility-management/surface-types>

ROSSENDALE BOROUGH COUNCIL PLAYING PITCH ASSESSMENT REPORT

- ◀ Standard
- ◀ Poor

The percentage parameters used for the non-technical assessments were as follows; Good (>80%), Standard (50-79%), Poor (<49%).

Maintaining high pitch quality is the most important aspect of cricket; if the wicket is poor, it can affect the quality of the game and can, in some instances, become dangerous. As an example, if a square is poor quality, a ball can bounce erratically on a wicket and become a danger to nearby players.

The non-technical assessment of community available grass wicket squares found three squares to be good quality and two squares to be standard. No squares were identified as being poor quality through the non-technical audit.

Table 6.4: Quality ratings for community available grass wicket squares (site by site)

Site ID	Site	No. of squares	Square quality
6	Bacup CC	1	Good
15	Edenfield CC	1	Standard
21	Haslingden CC	1	Good
33	New Hall Hey Cricket Ground	1	Standard
37	Rawtenstall CC	1	Good

Through consultation, clubs were asked if they had any specific comments to raise in relation to their facilities. Three clubs provided comments as detailed in the table below.

Table 6.5: Club feedback

Site ID	Site	Club	Club comments
15	Edenfield CC	Edenfield CC	The outfield is becoming more uneven year on year.
21	Haslingden CC	Haslingden CC	We have recently employed a full time groundsman and have spent over £10,000 on improving drainage on the site.
37	Rawtenstall CC	Rawtenstall CC	New residential properties near to the Club have altered the water table which has consequently led to an increase in water pouring down the terracing and the club's outfield. This has negatively affected outfield quality and has damaged terracing.

To obtain a full technical assessment of wicket and pitches, the ECB recommends a Performance Quality Standard (PQS) assessment. The PQS looks at a cricket square to ascertain whether the pitch meets the Performance Quality Standards, which are benchmarked by the Grounds Maintenance Association.

Table 6.6: Performance Quality Standard Ratings

Quality rating	Details
Premier (High)	Where the surface is intended for Premier League play, with those within the top quartile capable of holding minor county and 1st class one day matches. May include some of the better schools and university pitches.
Club (Standard)	A Club pitch suitable for league, school and junior cricket.

ROSSENDALE BOROUGH COUNCIL PLAYING PITCH ASSESSMENT REPORT

Quality rating	Details
Basic	An acceptable level suitable for recreational cricket and where the surface is designed and maintained within tight financial limitations such as local authorities.
Unsuitable	This is where the surface is deemed unfit or unsafe for play.

Clubs can contact the ECB to arrange for a pitch advisor to complete three different reports (comprehensive/mini/verbal) that vary in cost. A fully comprehensive report includes soil testing and guidance on machinery and corrective procedures, a mini report includes guidance on machinery and corrective procedures and a verbal report is a spoken version of a mini report.

Ancillary facilities

Ancillary facility rating is primarily influenced by the type of amenities which are available on a site and their quality, such as a clubhouse, changing rooms, showering provision, car parking, dedicated umpire, spectator facilities and boundary fencing.

Three poor quality changing pavilions have been identified at three club sites. It is also noted that Stacksteads CC does not have access to a dedicated clubhouse facility as per all other cricket clubs in Rossendale.

The changing facilities at New Hall Hey Cricket Ground (Stacksteads CC), Rawtenstall CC, Haslingden CC and Bacup CC are all poor quality. All four facilities are broadly in the same state in that the buildings are old, outdated constructs with obvious signs of wear and tear. None meet modern requirements set out in the ECB's TS5 guidance³⁰. The table below highlights ancillary quality on a site by site basis.

Table 6.7: Site by site breakdown of ancillary quality

Site ID	Site	Club	Clubhouse quality	Changing pavilion quality
6	Bacup CC	Bacup CC	Good	Poor
15	Edenfield CC	Edenfield CC	Standard	Standard
21	Haslingden CC	Haslingden CC	Standard	Poor
33	New Hall Hey Cricket Ground	Stacksteads CC	-	Poor
37	Rawtenstall CC	Rawtenstall CC	Good	Poor

Training facilities

Access to cricket nets is important, particularly for pre-season/winter training to enable clubs to promote development of its players. Of all responding clubs, Rawtenstall CC is the only one which highlight a need for additional facilities, specifically, it states a need for a mobile net cage to allow it to increase its ability to accommodate its senior and junior demand.

6.3: Demand

Traditionally, the English cricket season runs between late March and early September each year. In 2020, as a result of the Covid-19 pandemic, the cricket season was curtailed with no cricket played until 11th July. As a consequence, a total of four months of cricket activity was lost in the 2020 season. Once the season resumed, all clubs in Rossendale played cricket in reduced league format competitions.

³⁰ <https://www.ecb.co.uk/be-involved/club-support/club-facility-management>

ROSSENDALE BOROUGH COUNCIL PLAYING PITCH ASSESSMENT REPORT

The forthcoming summary of teams is based on participation in the 2020 season. However, demand information from the 2019 season has been used in the pitch capacity analysis (Table 6.10) and then compared to that of the 2020 season to give a more accurate picture of 'normal' demand for cricket in Rossendale.

It is currently unknown what the future impact of Covid-19 and the lockdown will have on future cricket participation. Therefore, it is acknowledged that as part of the PPS Stage E monitoring process, the review of data/documents should ensure that any recommendations made are still accurate based on future levels of supply and demand.

During 2020 season, five clubs competed in Rossendale generating 32 teams. As a breakdown, this equates to 14 senior men's and 18 junior boys' teams as seen below. There are no recorded senior women's or junior girls' teams identified in Rossendale. No teams are identified as folding or not participating in 2020 when demand data is compared to 2019.

Table 6.8: Summary of teams (2020)

Club name	No. of competitive teams			
	Senior men's	Senior women's	Junior boys'	Junior girls'
Bacup CC	3	-	5	-
Edenfield CC	3	-	3	-
Haslingden CC	3	-	5	-
Stacksteads CC	2	-	-	-
Rawtenstall CC	3	-	5	-
Rossendale	14	-	18	-

All senior teams compete in ECB affiliated league structures. Bacup, Haslingden and Rawtenstall cricket clubs compete in the Lancashire League, Edenfield CC compete in the Greater Manchester League and Stacksteads CC in the Ribblesdale Cricket League. Most junior teams complete in either the Lancashire Junior League or Greater Manchester and Ribblesdale Leagues (in line with their senior counterparts).

Participation levels across most clubs is strong. The smallest club (in terms of participation) is Stacksteads CC which provides two senior men's teams. It is the only club in Rossendale which does not have a junior section, it is, however, located a short (three minute) drive time from Rawtenstall CC which boasts a very successful junior section and it will be unlikely to develop one in such close proximity to another well-established club. The remaining clubs all operate three senior men's and multiple junior teams.

Clubs which operate with a small number of senior teams should be monitored to ensure that they do not fold in the future, with support offered (where possible) to sustain participation. In this instance, Stacksteads CC stands out as being a potential club to monitor.

All Stars Cricket

In partnership with the ECB and Chance to Shine cricket clubs can register to become an ECB All Stars Cricket Centre. Once registered, a club can deliver the programme which aims to introduce cricket to children aged from five to eight. Subsequently, this may lead to increased interest and demand for junior cricket at clubs.

The programme seeks to achieve the following aims:

- ◀ Increase cricket activity for five to eight year olds in the school and club environment
- ◀ Develop consistency of message in both settings to aid transition

ROSSENDALE BOROUGH COUNCIL PLAYING PITCH ASSESSMENT REPORT

- ◀ Improve generic movement skills for children, using cricket as the vehicle
- ◀ Make it easier for new volunteers to support and deliver in the club environment
- ◀ Use fun small sided games to enthuse new children and volunteers to follow and play the game

Three clubs are registered All Stars Centres in Rossendale, these are; Bacup CC, Haslingden CC and Rawtenstall CC. As a result of the Covid-19, All Stars Cricket was cancelled at each club site in 2020. It is likely all three centres will resume in 2021 in line with the beginning of the new cricket season.

The ECB has also launched Dynamos Cricket, a new programme to inspire kids aged 8-11 to play cricket. Dynamos Cricket is the latest launch by the ECB, building on the existing All Stars programme for 5-8-year-olds. Participants will continue to develop their skills and be introduced to a countdown style of cricket match. No clubs in Rossendale are identified as currently being registered centres for Dynamos Cricket.

Softball cricket

Softball cricket is an ECB initiative aimed at women and girls to increase participation in cricket as a sport. The aim of softball cricket sections are enjoyment and participation; without pads, a hardball, a heavy bat and limited rules. Sessions follow a festival format with each session running for a maximum of two and half hours, shorter than traditional formats. Playing equipment is supplied by festival organisers, with all participants provided with a t-shirt for taking part.

Each match consists of two teams of six to eight people, with everyone having an opportunity to bat and bowl. Each team bats once, with a pair of batters facing two or three overs. Batters are dismissed in traditional ways, but bowling can be either overarm or underarm, depending on the bowler's preference. Each batting team starts with a score of 200 runs, with runs added to this total by running between the wickets or by hitting the ball to a boundary. Two runs are added to the total for each wide ball; whilst five runs are removed when a batter is out.

There are no specific Softball cricket opportunities in the Rossendale. However, Haslingden CC has taken steps towards the introduction of a Women's & Girls offer, having held a festival in 2019 and showing an interest in developing their women's and girls' offering through both a Womens and a Girls team for 2020, so expect this to be picked back up for 2021.

Consultation with the Lancashire Cricket Foundation also confirms that Bacup CC is similarly striving to develop a women's and girls offering.

Last Man Stands

Last Man Stands (LMS) is a social outdoor eight-a-side T20 cricket game is played midweek, lasts approximately two hours and is generally played on non-turf wickets. All eight wickets are required to bowl a team out so when the seventh wicket falls, the 'Last Man Stands' on his own. This shorter format of the game has encouraged more people to participate in the sport and is increasing in popularity.

There are currently no LMS leagues operating in Rossendale. The nearest is in Bolton and is unlikely to realistically service any form of cricket demand from Rossendale. To that end, there is also no midweek senior cricket identified in Rossendale. This may present future opportunities for growth.

Cricket Playing Survey

ROSSENDALE BOROUGH COUNCIL PLAYING PITCH ASSESSMENT REPORT

The ECB's most recent Cricket Playing Survey (2019³¹) identifies:

- ◀ A 1.2% increase in player numbers between 2018 and 2019.
- ◀ Of the 822,000 players nationally, 229,000 are 'core' players (playing at least 12 weeks per season), 353,000 are 'occasional' players (playing between three and 11 weeks per season) and 238,000 are 'cameo' players (playing once or two weeks per season).
- ◀ 81.4% of completed fixtures were played in 2019, 5.4% of completed fixtures were abandoned and 7.5% of completed fixtures were cancelled.
- ◀ Compared to 2018, conceded fixtures decreased by 15% to 5.7% of completed fixtures and short sided games also decreased by 11% in 2019 v 2018 to 11.7% of completed fixtures.

Exported/imported demand

Exported demand refers to Rossendale based teams that are currently accessing pitches outside of the local authority for their home fixtures, normally because their pitch requirements cannot be met, which is usually because of pitch supply, in some cases quality issues or stipulated league requirements for access to certain facilities. Likewise, imported demand refers to clubs from outside of Rossendale accessing provision inside Rossendale for similar reasoning. There is no identified exported or imported demand for cricket facilities in or outside of Rossendale.

Latent demand

Latent demand is defined as the number of additional teams that could be fielded if access to a sufficient number of outdoor sports facilities (and ancillary provision) was available, whereas exported and imported demand refers to those that are playing outside of their local authority area. There is no identified latent demand in Rossendale.

Future demand

Future demand can be defined in two ways, through participation increases and using population forecasts.

The ECB's strategy 'Inspiring Generations' was announced in January 2019. It further supports the growth of cricket in England and Wales between 2020 and 2024. It has six key priorities and activities including transforming women's and girls' cricket to increase the representation of women in every level of cricket.

Participation increases

Haslingden and Rawtenstall cricket clubs highlight aspirations to increase the current number of teams they currently operate. Consultation with the Lancashire Cricket Foundation identifies that potential growth at Haslingden CC will likely be matched at Bacup CC and therefore additional growth has been added to account for this. In total,

Table 6.8: Cricket club growth aspirations

Club	Analysis area	Identified future demand				
		Senior men	Senior ladies	Junior boys	Junior girls	Total
Haslingden CC	West	-	1	-	1	2
Bacup CC	East	-	1	-	1	2

³¹ The source of the above data is Play-Cricket.com and reflects club and league cricket only (for example doesn't include Women's Soft Ball Cricket, or junior cricket).

ROSSENDALE BOROUGH COUNCIL PLAYING PITCH ASSESSMENT REPORT

Club	Analysis area	Identified future demand				
		Senior men	Senior ladies	Junior boys	Junior girls	Total
Rawtenstall CC	Central	-	-	2	-	2
Rossendale		-	2	2	2	6

Population forecasts

Team generation rates are used below as the basis for calculating the number of teams likely to be generated in the future (2034) based on population growth. When team generation rates are applied across Rossendale, ONS population increases do not forecast the creation of any new teams being created.

Table 6.9: Team generation rates (2034)

Age group	Current population within age group	Current no. of teams	Team Generation Rate ³²	Future population within age group	Predicted future number of teams	Additional teams that may be generated from the increased population
Senior Men's (18-55)	16,836	14	1:1203	16,158	13.4	0
Senior Women's (18-55)	17,309	0	1:0	16,368	0.0	0
Junior Boys (7-18)	5,310	18	1:295	5,331	18.1	0
Junior Girls (7-18)	5,074	0	1:0	5,099	0.0	0

Although no women and girls' teams are predicted to be created via population growth alone, consultation with the ECB suggests that further development of female cricket in Rossendale is likely as it is currently a national priority to increase women and girls participation.

It is important to acknowledge that whilst team generation rates project team growth as a factor of population and existing teams, there are plans and strategies to increase the number of teams at some formats beyond what current trends suggest, due to a desire to change such trends.

For example, female growth at women's and girls' age groups is minimal, however, there are planned increases in activity around female participation through both All Stars Cricket and Dynamos Cricket which are likely to reflect in growth above levels shown through team generation rates.

Future demand summary

As anticipated growth in cricket through population increases is not expected, future demand will be assessed using club aspirations which have been identified. As a reminder, this equates to two senior ladies' team and two junior boys and two junior girls' teams.

The Strategy will contain a Housing Growth Scenario that will estimate the additional demand for cricket arising from housing development.

Peak time demand

An analysis of match play identifies peak time demand for senior cricket as Sunday, with most teams playing at this time (nine teams). The remaining five senior teams play on Saturdays.

³² Please note TGR figures are rounded up to the nearest whole number.

ROSSENDALE BOROUGH COUNCIL PLAYING PITCH ASSESSMENT REPORT

For junior cricket, peak time demand is midweek, with all clubs' youth sections playing between Monday and Friday (and occasional Sundays before senior matches). As a result, squares have greater capacity to carry junior demand as play can be spread across numerous days (providing the squares are not overplayed).

6.4: Capacity analysis

Capacity analysis for cricket is measured on a seasonal rather than weekly basis. This is due to playability (i.e. only one match is generally played per square per day at weekends or weekday evening). Wickets are rotated throughout the season to reduce wear and allow repair. Therefore, it is more accurate to assess capacity seasonally rather than weekly. The capacity of a square to accommodate matches is driven by the number and quality of wickets. This section presents the current square stock available for cricket and illustrates the number of competitive matches per season per square.

As a guide, The ECB has set a standard number of matches that each grass wicket pitch type should be able to accommodate without adversely affecting its current quality (pitch capacity). Taking into consideration the guidelines on capacity the following was concluded:

Adult wickets		Junior wickets	
Pitch quality	Matches per week	Pitch quality	Matches per week
Good	5	Good	7
Standard	4	Standard	4
Poor	0	Poor	0

To help calculate square capacity, the ECB suggests that a good quality natural turf wicket should be able to take five matches per season per natural turf wicket (adults). This information is used to allocate capacity ratings as follows:

Potential capacity	Play is below the level the site could sustain
At capacity	Play matches the level the site can sustain
Overused	Play exceeds the level the site can sustain

ROSSENDALE BOROUGH COUNCIL PLAYING PITCH ASSESSMENT REPORT

For the purposes of the analysis, demand data from the 2019 season has been used to give a more accurate representation of local cricket. Due to the curtail of the cricket season in 2020 (due to Covid-19), cricket activity in Rossendale has been on average reduced by 70% at Bacup, Haslingden and Rawtenstall cricket clubs and 60% at Stacksteads and Edenfield cricket clubs when compared to 2019 figures. It is noted that no teams at both senior and junior level have folded because of the pandemic, but participation, has been deeply impacted.

Table 6.10: Capacity of cricket squares

Site ID	Site name	Analysis area	Site users	Security of tenure	Community use?	No. of squares	Pitch quality	No. of adult grass wickets	No. of junior grass wickets	Recommended ECB capacity (sessions per season)	Actual play (sessions per season) 2020 season	Actual play (sessions per season) 2019 season	Capacity rating (sessions per season)	Potential spare capacity for senior Saturday cricket?	Potential spare capacity for senior Sunday cricket?	Potential spare capacity for midweek junior cricket?
6	Bacup CC	East	Bacup CC	Secure	Yes	1	Good	20	-	100	16	72	28	Yes	No	Yes
15	Edenfield CC	Central	Edenfield CC	Secure	Yes	1	Standard	12	-	48	17	40	8	No	Yes	Yes
21	Haslingden CC	Central	Haslingden CC	Secure	Yes	1	Good	19	-	95	20	66	29	Yes	No	Yes
33	New Hall Hey Cricket Ground	West	Stacksteads CC	Secure	Yes	1	Standard	10	-	40	9	24	16	Yes	No	Yes
37	Rawtenstall CC	West	Rawtenstall CC	Secure	Yes	1	Good	9	4	73 (45 senior) (28 junior)	18	60	13	Yes	No	Yes

ROSSENDALE BOROUGH COUNCIL PLAYING PITCH ASSESSMENT REPORT

Spare capacity

A square is only considered to have actual spare capacity if it is available for further usage at peak time. For senior cricket, peak time is Sunday as this is when most demand exists. As only one match can be played on each square per day, only two Sunday teams can be assigned to play home matches on one square (based on matches being played on an alternate home and away basis). As such, if a square has two Sunday teams already playing home fixtures on it, no actual spare capacity is perceived to exist for additional senior usage. If one or no teams are playing on a square on a Sunday, and it has overall capacity, actual spare capacity for senior demand is generally identified.

Notwithstanding the above, there may be situations where, although a site is highlighted as potentially able to accommodate some additional play, this should not be recorded as actual spare capacity against the site. For example, a site may be managed to operate slightly below full capacity to ensure that it can cater for a number of regular training sessions, or to protect the quality of the site.

As such, one site is considered to have actual spare capacity in the peak period for senior cricket, this is located at Edenfield CC. Based on current demand at the site, there is the potential for one additional Sunday cricket team to access the site for competitive matches.

For junior cricket, all squares with spare capacity have actual spare capacity for an increase in demand. This is because junior matches are generally played during midweek, where matches can be spread across numerous days, meaning capacity is not limited to two teams. Moreover, where there is the of NTPs, this provides further capacity that is generally not available to senior demand.

For a square to have actual spare capacity for junior cricket, it must not be poor quality, have secure tenure, not be overplayed or have more than five match equivalent sessions of spare capacity as this is the average number of matches an additional junior team would play. Furthermore, a square is not considered to have capacity for an increase in demand if it is already used by six midweek teams or more as availability is then assumed to be limited (on average, clubs are able to play junior fixtures on three nights per week, with other nights reserved for other activity such as All Stars).

Table 6.11: Spare capacity summary of junior cricket

Site ID	Site name	Analysis area	No. of squares	Actual spare capacity (MES)	Number of additional team that could be accommodated
6	Bacup CC	East	1	28	1 x team
15	Edenfield CC	Central	1	8	1 x team
21	Haslingden CC	Central	1	29	1 x team
33	New Hall Hey Cricket Ground	West	1	16	3 x teams
37	Rawtenstall CC	West	1	13	2 x teams

In relation to junior cricket, all sites are considered to have capacity to accommodate additional match play. As junior cricket is predominately played midweek or Sundays, there is more scope to accommodate this demand on various dates.

ROSSENDALE BOROUGH COUNCIL PLAYING PITCH ASSESSMENT REPORT

When looking at clubs on an individual basis, both Bacup and Haslingden cricket clubs already operate five junior teams so can in theory only grow by one more team (relative to midweek access and Sunday play). That being said, in practise, both clubs have the capacity accommodate more cricket. There are eight match sessions of spare capacity at Edenfield CC so it can comfortably accommodate one team if it decides to do so in the future (although no future demand for cricket is identified). New Hall Hey Cricket Ground (Stacksteads CC) could in theory accommodate three junior teams, although this is unlikely to be created as the Club has no intention of developing junior cricket on site. Rawtenstall CC has capacity to accommodate a further two junior teams (which aligns to its future growth aspiration).

Overplay

Overplay translates to a site accommodating more demand than it can sustain. While it is possible to sustain certain minimal levels of overplay providing that a regular, sufficient maintenance regime is in place, a resolution is recommended to ensure that there is no detrimental effect on quality over time.

In Rossendale, no sites are overplayed. Each has potential spare capacity for additional demand.

6.5: Supply and demand analysis

Consideration must be given to the extent in which provision can accommodate current and future demand.

The table below looks at actual spare capacity during the peak period (Sunday) for senior cricket as well as senior demand on Saturday to give a reflective view of the supply and demand balance in Rossendale. Future demand is based on club aspirations; with population growth predicting relatively no growth, it is considered that such demand will be absorbed via club-driven increases in participation. In total, future demand for senior cricket equates to the potential growth of two senior women's team as stated by Haslingden CC and as suggested for Bacup CC, by the Lancashire Cricket Foundation.

For this, please note that actual spare capacity is converted from squares to match equivalent sessions. This is calculated by using the average number of matches played per season by senior teams (12) multiplied by the number of additional teams that can be fielded at peak time (one team per 0.5 squares that are available). The entirety of spare capacity available at each site is not used as this number of matches may not be able to be accommodated at peak time (the maximum amount of spare capacity that can be accommodated on one square at peak time is 24 match equivalent sessions). Any remaining spare capacity could be used outside of this (midweek or Sunday).

Similarly, match equivalent sessions for future demand are based on the average number of matches played per season by the respective team type. As there are no established women's teams in Rossendale to use as an average, a blanket figure of eight has been used which is alike to teams in neighbouring authorities. Future demand for women's cricket has been attributed to match play on Saturdays to contrast to peak time for men's cricket being on Sundays.

ROSSENDALE BOROUGH COUNCIL PLAYING PITCH ASSESSMENT REPORT

Table 6.12: Supply and demand analysis of cricket squares for senior Sunday cricket

Analysis area	Actual spare capacity (sessions per season)	Demand (match sessions)			
		Overplay	Current total	Future demand	Total
East	-	-	-	-	-
Central	-	-	-	-	-
West	12	-	12	-	12
Rossendale	12	-	12	-	12

The analysis identifies that there is currently spare capacity for senior cricket on Sundays in Rossendale with this aligned to Edenfield CC. No future demand is identified by any clubs responding to consultation for peak time cricket.

Similarly to above, the analysis for Saturday cricket is detailed below. It highlights that there is spare capacity at all sites in Rossendale, except for Edenfield CC (which has a peak time demand of Saturday for senior cricket). Future demand aspirations of a senior women's team by Haslingden CC and Bacup CC is accounted for and as can be seen, can be accommodated at the each site.

Table 6.13: Supply and demand analysis of cricket squares for senior Saturday cricket

Analysis area	Actual spare capacity (sessions per season)	Demand (match sessions)			
		Overplay	Current total	Future demand	Total
East	12	-	12	8	4
Central	12	-	12	8	4
West	24	-	24	-	24
Rossendale	48	-	48	16	32

Junior cricket capacity balance

As highlighted in Table 6.11, all sites in Rossendale have capacity to accommodate increased levels of junior demand. When accounting for potential future demand expressed by Haslingden CC (one junior team) and Rawtenstall CC (two junior teams) both sets of potential demand increases can be accommodated on each of the individual club sites.

Covid-19 impact on junior cricket

It is acknowledged that limited All Stars activity programmed for 2020 was undertaken in Rossendale as a result of Covid-19. It is currently unknown what the future impact will be on participation for junior cricket in Rossendale and therefore, it is acknowledged that as part of the PPS Stage E process, the review of demand data should ensure that any recommendations made are still accurate based on future levels of demand generated through ECB participation programmes.

6.6: Conclusion

In conclusion, based on current demand levels, there is sufficient capacity to accommodate existing demand for cricket provision. While demand levels are suitably accommodated, with no overplay identified. For junior cricket, it is clear that there is sufficient capacity both now and, in the future, to accommodate demand, with most sites having the potential to accommodate additional midweek demand.

ROSSENDALE BOROUGH COUNCIL PLAYING PITCH ASSESSMENT REPORT

It is noteworthy that whilst there are no capacity issues identified, that there are poor quality changing pavilions located at 80% of all cricket clubs in Rossendale with clubs such as Rawtenstall CC and Edenfield CC also highlighting issues relating to worsening pitch quality.

Cricket summary

- ◀ **There is a sufficient supply of cricket provision in Rossendale to accommodate both current and anticipated future levels of demand.**
- ◀ **Cricket square supply:**
 - ◀ There are five natural turf wicket squares in Rossendale spread across five sites. All squares are available for community use.
 - ◀ There is one identified lapsed cricket ground in Rossendale located at Waterbarn Recreation Ground. There is also a lapsed non-turf wicket located at Marl Pits Sports Centre.
 - ◀ Land to the rear of Haslingden Cricket Club is identified for potential residential development in the Emerging Rossendale Local Plan. Allocation H52 identifies the land as being suitable for the development of 30 residential units.
- ◀ **Cricket quality:**
 - ◀ The non-technical assessment of community available grass wicket squares found three squares to be good quality and two squares to be standard. No squares were identified as being poor quality through the non-technical audit.
 - ◀ The changing facilities at New Hall Hey Cricket Ground (Stacksteads CC), Rawtenstall CC, Haslingden CC and Bacup CC are all poor quality.
- ◀ **Affiliated demand:**
 - ◀ There are five clubs competing in Rossendale generating 32 teams. As a breakdown, this equates to 14 senior men's and 18 junior boys' teams as seen below. There are no recorded senior women's or junior girls' teams identified in Rossendale.
 - ◀ Future demand aspirations by clubs equates to two senior women's teams, two junior boys teams and two junior girls teams.
- ◀ **Supply vs demand analysis conclusions:**
 - ◀ In conclusion, based on current demand levels, there is sufficient capacity to accommodate existing demand for cricket provision. While demand levels are suitably accommodated, with no overplay identified. For junior cricket, it is clear that there is sufficient capacity both now and, in the future, to accommodate demand, with most sites having the potential to accommodate additional midweek demand.

ROSSENDALE BOROUGH COUNCIL PLAYING PITCH ASSESSMENT REPORT

PART 7: BOWLS

7.1: Introduction

All bowling greens in Rossendale are crown greens. The British Crown Green Bowling Association (BCGBA) is the national governing body for the sport. BCGBA is responsible for ensuring the effective governance for the sport across the Country.

Consultation

There are 11 bowling clubs identified as playing bowls in Rossendale. Most clubs compete within the Rossendale Parks Bowling League which offers an opportunity for clubs to play within a local league format competition. Several attempts were made to engage with Rossendale Parks Bowling League and its member clubs but attempts were unsuccessful. This may be as a result of Covid-19, as it is unclear how much play has taken place this year.

7.2: Supply

There are 13 bowling greens in Rossendale, located across 12 sites, all of which, are available for community use. The distribution of bowling greens is even in the East and West analysis areas with five greens located in each area (38% of provision per analysis area). The Rossendale Central Analysis Area has the least provision with three greens (23% of total provision).

Table 7.1: Bowling green supply

Site ID	Site name	Analysis area	Community use?	Number of greens	Green type
54	Whittaker Park	Central	Yes	1	Crown
57	Festival Park	East	Yes	1	Crown
58	Gaghills Bowls Club	Central	Yes	1	Crown
59	Greenfield Gardens	West	Yes	1	Crown
60	Rose & Bowls Stacksteads	East	Yes	1	Crown
61	Stubbylee Park	East	Yes	2	Crown
62	The Birches Hotel	East	Yes	1	Crown
63	Victoria Park	West	Yes	1	Crown
64	Worsley Park	West	Yes	1	Crown
66	CPA Social Club	Central	Yes	1	Crown
67	Haslingden Bowls Club	West	Yes	1	Crown
68	Sunnybank Social Club (Helmshore)	West	Yes	1	Crown

Lapsed/disused bowling greens

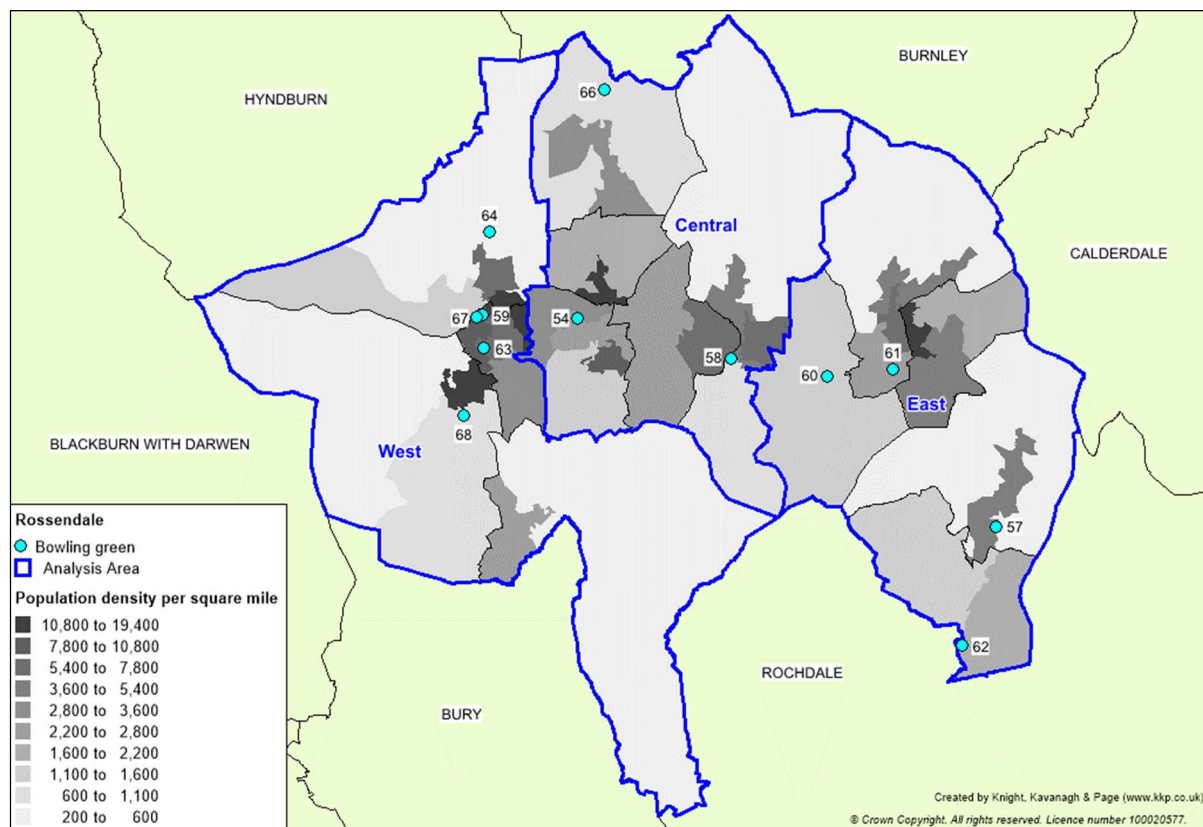
Outdoor sports sites which have previously accommodated formal provision are categorised as either disused or lapsed. A disused site is not being used at all by any users and is not available for community use/hire either. Once these sites are disused for five or more years they will then be categorised as 'lapsed sites'.

In Rossendale, there are four bowling greens identified as being lapsed, located at Maden Recreation Ground, Edgeside Park, Loveclough Park and behind the Boars Head Pub (Newchurch). All four sites are now overgrown and no longer maintained.

ROSSENDALE BOROUGH COUNCIL PLAYING PITCH ASSESSMENT REPORT

Figure 7.1 identifies all bowling greens currently servicing Rossendale. For a key to the map, see Table 7.1.

Figure 7.1: Bowling green locations



Ownership/management

Bowling clubs in Rossendale are all considered to have secure tenure. All facilities are in sites managed and owned by RBC or are private sites which have freehold arrangements in place.

Quality

The quality of bowling greens across Rossendale have been assessed via a combination of site visits (using non-technical assessments) and user consultation to reach and apply an agreed rating as follows:

- ◀ Good
- ◀ Standard
- ◀ Poor

The percentage parameters used for the non-technical assessments were as follows: Good (>80%), Standard (70-80%), Poor (<70%). For bowling greens, the non-technical assessment considers several attributes of the site including the surrounding hard surfaces to the green, disability access, evenness, grass coverage and signs off unofficial use.

The table overleaf highlights the locations of bowling greens in Rossendale.

ROSSENDALE BOROUGH COUNCIL PLAYING PITCH ASSESSMENT REPORT

Table 7.2: Summary of bowling green quality

Site ID	Site name	Club	Quality rating
54	Whittaker Park	Whittaker Park	Standard
57	Festival Park	Whitworth Festival Park	Standard
58	Gaghills Bowls Club	Gaghills	Standard
59	Greenfield Gardens	Greenfield	Standard
60	Rose & Bowls Stacksteads	Rose & Bowl	Poor
61	Stubbylee Park	Bacup	Standard
62	The Birches Hotel	-	Could not gain access
63	Victoria Park	Victoria	Standard
64	Worsley Park	Worsley Park	Standard
66	CPA Social Club	CPA	Good
67	Haslingden Bowls Club	Haslingden	Good
68	Sunnybank Social Club (Helmshore)	Sunnybank	Standard

Most bowling greens in Rossendale are identified as being standard quality, with no significant issues identified during non-technical audits on those greens. Collectively, there were signs of wear and tear on each standard quality green surface, mostly due to signs of recent use although not to a significant extent.

The quality of the greens at both CPA and Haslingden Bowls Club are good, with signs that each respective club had a more intensive maintenance regime when compared to the remaining greens in Rossendale.

The bowling green at the Rose & Bowl Stacksteads is the only poor quality green identified in Rossendale. The green is severely undulated and has been partially repaired with astro turf style fill in one corner.

Ancillary facilities

All clubs in the Rossendale have access to a clubhouse/pavilion on site. All clubs which access facilities and are owned and managed by RBC have access to facilities which are poor to standard quality. Whilst no major issues were identified, it is noted that the facility stock servicing these sites is dated with each facility offering basic facilities such as small tea rooms and toilets.

In contrast, private clubs such as Haslingden Bowls Club and CPA social club have standard to good quality facilities, with each having facilities such as bars and kitchens which help the club promote a more advanced social offering to each club's respective membership base.

BCGBA grants

Provided a club is subscribed to the BCGBA it can apply for a grant a range of ancillary issues, providing it has not already received one in the previous five years. Grants available to clubs include the following:

- ◀ New bowling green
- ◀ New floodlights
- ◀ New Pavilion
- ◀ Irrigation for the bowling green
- ◀ Toilets
- ◀ New Shelter
- ◀ Fencing and paths
- ◀ Extending a bowling green
- ◀ Legal fees to fight a green closure

ROSSENDALE BOROUGH COUNCIL PLAYING PITCH ASSESSMENT REPORT

7.3: Demand

Current demand

Traditionally, the English bowls season runs mid-April through to September each year. In 2020, as a result of the Covid-19 pandemic, the bowls season was curtailed. The forthcoming summary of teams is based on affiliated participation in the Rossendale Parks Bowling League for 2020.

It is currently unknown what the future impact of Covid-19 and the lockdown will have on future bowls participation. Therefore, it is acknowledged that as part of the PPS Stage E monitoring process, the review of data/documents should ensure that any recommendations made are still accurate based on future levels of supply and demand.

There are 11 bowling clubs playing in the Rossendale with each having access to at least one dedicated bowling green to service club demand. The specific membership details of each club are unknown, however, it is known how many formal teams each club operates in the Rossendale Bowls League which gives an indicator of overall membership and demand within each internal club. For the 2020 season, a total of 22 teams are identified as operating in Rossendale. Specific details of each club's team numbers are identified below.

Table 7.3: Team demand summary

Site ID	Site name	Club	Number of teams
54	Whittaker Park	Whittaker Park	1
57	Festival Park	Whitworth Festival Park	3
58	Gaghills Bowls Club	Gaghills	3
59	Greenfield Gardens	Greenfield	1
60	Rose & Bowls Stacksteads	Rose & Bowl	2
61	Stubbylee Park	Bacup	2
63	Victoria Park	Victoria	1
64	Worsley Park	Worsley Park	1
66	CPA Social Club	CPA	3
67	Haslingden Bowls Club	Haslingden	2
68	Sunnybank Social Club (Helmshore)	Sunnybank	2

Future demand

Future demand can be defined in two ways, through participation increases and using population forecasts.

As consultation attempts with Rossendale Parks Bowling League was unsuccessful, potential growth aspirations of clubs in the league are unknown. However, using ONS projections (2018-2043), the number of persons aged 65 and over living in Rossendale is likely to increase continuously from 13,545 in 2020 to 17,466 in 2034, representing an increase of 28.9%. Due to this age band being the most likely to play bowls, demand for bowling greens is likely to increase slightly in the future or at least remain static.

7.4: Supply and demand analysis

Capacity of bowling greens is very much dependent on the leagues and the day that they operate. A green may have no spare capacity on an afternoon or evening when a popular league operates.

ROSSENDALE BOROUGH COUNCIL

PLAYING PITCH ASSESSMENT REPORT

All other time periods that are not used for League matches can be available for social bowling or, more often than not, used for practice by club members throughout the week. This demand is unquantifiable as participants can use the greens as often or as little as they deem necessary.

Clubs are considered viable as long as they have the appropriate levels of membership to sustain their bowling green and accompanying ancillary facilities. Therefore, clubs that have lower levels of participation in comparison to the remaining clubs may have issues maintaining provision and need to be monitored to ensure they do not fold.

Based on the existing supply of provision and identified team demand which accesses provision it is determined that there is a sufficient supply of bowling greens in Rossendale to accommodate that level of demand. It is also likely that each bowling green accommodates some pay and play and/or informal activity which increases capacity.

In terms of future demand, further consultation is required with clubs to fully determine their aspirations for growth. However, population increases suggest demand for bowling greens in Rossendale is likely to increase slightly in the future or at least remain static. It is highly likely that this level of demand will be able to be accommodate on existing provision.

7.5: Conclusion

The priority for bowls in Rossendale should be based on improving the quality of the wider stock of bowling greens and exploring funding opportunities to improve the poor quality ancillary facilities servicing clubs.

As there is no evidence to suggest a need for new bowling greens in Rossendale, the priority should be based on supporting existing clubs to improve their ancillary offering and quality of green. Where possible, membership levels at clubs should also be monitored to ensure that no clubs fold which would increase the stock of disused and lapsed bowling greens in Rossendale.

Bowls summary

◀ **Supply:**

- ◀ There are 13 bowling greens in Rossendale, located across 12 sites, all of which are available for community use.
- ◀ In Rossendale, there are four bowling greens identified as being lapsed. Lapsed bowling greens are located at Maden Recreation Ground, Edgeside Park, Loveclough Park and behind the Boars Head Pub (Newchurch). All four sites are now overgrown and no longer maintained.

◀ **Quality:**

- ◀ Of the 13 bowling greens in Rossendale, nine are standard quality, two are good quality and one is poor quality. One bowling green at The Birches Hotel (Whitworth) could not be accessed during non-technical audits.

◀ **Supply vs demand analysis:**

- ◀ There are 11 bowling clubs playing in the Rossendale with each having access to at least one dedicated bowling green to service club demand.
- ◀ Based on the existing supply of provision and identified demand to access provision it is determined that there is a sufficient supply of bowling greens in Rossendale to accommodate both current and anticipated future levels of demand.

ROSSENDALE BOROUGH COUNCIL PLAYING PITCH ASSESSMENT REPORT

PART 8: ATHLETICS TRACKS

8.1: Introduction

Athletics is administered across the United Kingdom by UK Athletics, including responsibility for developing and implementing the rules and regulations of the sport, anti-doping protocol, health and safety, facilities and welfare, training and coach education and permitting and licensing. Locally, the sport is governed through England Athletics.

Consultation

There is one athletic club in Rossendale; Rossendale Harriers AC. The Club took part in an online meeting.

Table 8.1: Summary of consultation

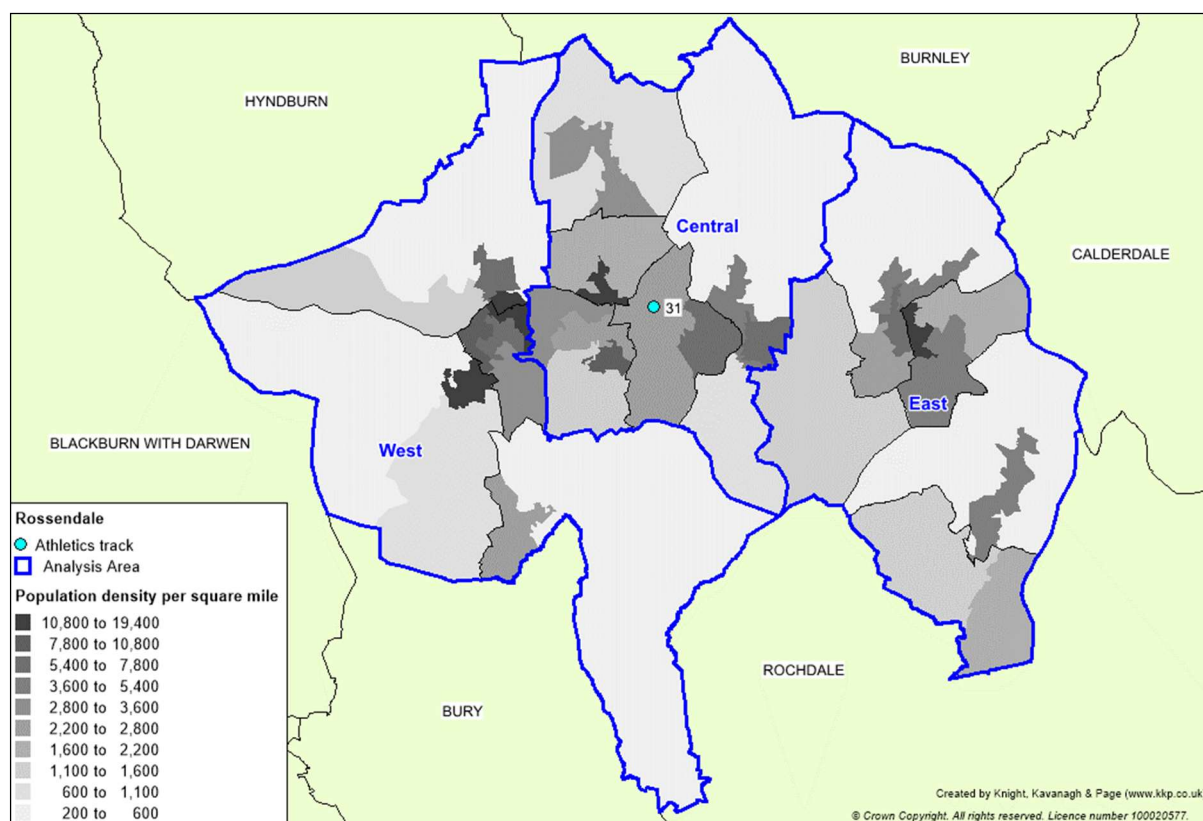
Club name	Responded?
Rossendale Harriers AC	Yes

8.2: Supply

There is one formal athletics track in Rossendale located at Marl Pits Sports Centre. It is a six lane, cinder surface, 400 metre track which is fully floodlit. The inside of the track also contains a condemned throwing cage and two condemned long jumps.

Figure 8.1 identifies all athletics tracks currently servicing Rossendale. For a key to the map, see Table 8.1.

Figure 8.1: Athletics track location



ROSSENDALE BOROUGH COUNCIL

PLAYING PITCH ASSESSMENT REPORT

Ownership/management

The athletics track is owned by RBC and maintained by the Council's leisure provider, Rossendale Leisure Trust. Rossendale Harriers AC pays the Trust each season to secure the Club's use of the track.

Quality

The quality of the cinder track is poor. Both the non-technical assessment and consultation feedback highlights severe quality issues relating to the track surface. The track was built in 1969 and, outside of some essential drainage work, has had no significant investment into refurbishing the facility since its creation. The track is prone to waterlogging (largely due to the cinder surface) which means that there are no distinct line markings across the track, furthermore, the grip underfoot for users is poor and at times uneven following heavy rainfall. Poor quality is exacerbated by condemned track and field facilities on the site.

Rossendale Harriers AC highlight that the maintenance of the track is basic, and that more could be done to ensure that the quality is sustained, and where possible, improved upon.

TrackMark

*TrackMark*³³ is a UK athletics quality assurance scheme for outdoor track & field facilities. Accreditation of a facility can demonstrate to hirers, athletes, clubs etc, that a facility is well managed, well maintained, and accessible to all potential users.

As the track at Marl Pits Sports Centre is a cinder track it does not meet the TrackMark criterion for assessment. The TrackMark assessment is designed to raise and maintain standards of athletics provision which can meet competition standards, which due to the surface type, the facility at Marl Pits cannot.

Ancillary provision

No major issues with ancillary provision Marl Pits Sports Centre are raised by Rossendale Harriers AC. The Council owns the onsite pavilion which is managed by Rossendale Leisure Trust and shared with other sports including football and rugby union. The Club report that access to the function room on the second story of the pavilion and use of its own member gym have been essential for Club development by it providing a safe and secure space for its junior and senior membership.

Facility aspirations

Rossendale Harriers AC aspires to work in partnership with Rossendale Leisure Trust and England Athletics to develop a 1km floodlit synthetic fell running and cycling loop around Marl Pits Sports Centre to enhance its current offering to members. It also aspires to improve the quality of the athletics track at Marl Pits by replacing the cinder surface with a synthetic surface³⁴.

³³ <https://www.uka.org.uk/governance/facilities/>

³⁴ <https://www.englandathletics.org/clubs-and-facilities/facilities/>

ROSSENDALE BOROUGH COUNCIL PLAYING PITCH ASSESSMENT REPORT

8.3: Demand

There is a single athletics club identified in Rossendale; Rossendale Harriers AC.

Rossendale Harriers AC

Rossendale Harriers AC has an established history and aims to provide facilities for all ages and all abilities in all disciplines of the sport. The Club is based at Marl Pits Sports Centre and utilises the onsite athletics track as the base for its activity. The club operates two training nights per week which take place on Tuesdays and Thursdays from 7pm.

There are circa 350 members of which 120 are juniors (under the ages of 18). The Club report that prior to Covid-19 that it had around 380-400 members and has seen a reduction in participation with many members shielding and no longer choosing to participate.

The Club has traditionally provided a multi-discipline offering to its members. Throughout its history it has provided opportunities for the following disciplines:

- ◀ Track and Field
- ◀ Road Running
- ◀ Cross Country
- ◀ Trail Running
- ◀ Fell Running
- ◀ Distance Running

In more recent times, the Club has mostly narrowed its offering to road running, cross country and fell running. As earlier detailed, the throwing cage and long jump facilities are condemned and opportunities to practise throwing practises such as hammer throwing, shotput and discus aren't realistic.

The Club highlight that it aspires to reinstate its track and field offering to members but notes that it does not have a suitable coaching team in place to coach these disciplines. It also adds that current track and field facilities aren't useable, so this ambition is unlikely to be achieved.

In terms of track usage, the Club generally use the facility as a base of its junior activity. Its notes that it provides a safe space for its members and that due to the surrounding fencing and pavilion which overlooks the track, it provides a suitable facility for meeting safeguarding policy.

Other demand

Whilst the track is primarily used to service formal demand for athletics by Rossendale Harriers AC, it is also used for a variety of alternate activity and events locally.

Rossendale Rays is a cycling and swimming club for people with special needs and disabilities (families participate also). The swimming element operates all year round and the cycling in spring and summer. The Club provides for over 250 families (c. 1,000 people) through its range of swimming and cycling sessions. The cycling sessions operate between April and October for two hours every Sunday where it uses the athletics track facility to provide a safe and secure environment for all participants.

The track and football pitch are also used to host an annual Relay for Life event ran by Cancer Research UK. Teams fundraise for life-saving cancer research then unite at a weekend-long festival to celebrate and remember everyone who has been affected by cancer. The festival is focused around a 24-hour relay where team members take it in turns to walk around the track whilst the football pitch accommodates teams camping overnight and a mainstage for music and talks.

ROSSENDALE BOROUGH COUNCIL

PLAYING PITCH ASSESSMENT REPORT

The track also accommodates high amounts of informal usage by local residents. While difficult to quantify, local consultation and anecdotal evidence suggests that usage has increased during the Coronavirus pandemic and the national lockdown.

Parkrun

Parkrun is a series of weekly five kilometre (k) runs held on Saturday mornings in areas of parks and open space across 850 locations in 12 countries including the UK. They are open to all, free, and are safe and easy to take part in. Parkrun events are all ability runs open to all aged 14 years and older, whilst there are shorter 2k Junior parkrun events available on Sunday mornings for runners aged four to fourteen years old.

There are no Parkrun events currently operating in Rossendale. It is noted that no existing park or public open spaces are of a suitable size or have the appropriate infrastructure (car parking, pathways etc) to set up a Parkrun event.

Local initiatives

Most leisure facilities in the Borough are operated by Rossendale Leisure Trust. It runs a range of outreach programmes, health and fitness in the community (which are easy to access with a view to helping people to get fitter and improve health). They include:

Up and Active is the East Lancashire Consortium led by a partnership of four trusts and one local authority, formed in 2015 to deliver the Lancashire County Council Public Health agenda-Active Lives and Healthy Weight (ALHW) across the five districts of Burnley, Pendle, Rossendale, Hyndburn, and Ribble Valley.

It includes a whole population approach and comprises obesity prevention, opportunities for physical activity and weight management, focusing on dietary change and behavioural components. It delivers coordinated information, assessment and support programmes to people in Lancashire who meet the eligibility criteria as outlined in the Active Lives and Healthy Weight Service for The Lancashire Pathway Overview, as well as early intervention and mass participation events and activities.

This service identifies, engages and supports people who are inactive and/or are overweight helping them to adopt a healthier lifestyle with a programme designed by the community on the basis of local need and sustainable behaviour change. There is a unique, web based, single point of access and monitoring system which also provides a comprehensive list of activities and services across East Lancashire for service users and partners.

Sport England has committed to funding an adaptation of the scheme for 2020, for a further 12 months.

Together an Active Future (The Pennine Lancashire Sport England Local Delivery Pilot (LDP) Pennine Lancashire (Blackburn with Darwen, Burnley, Hyndburn, Ribble Valley, Pendle and Rossendale) is one of twelve areas selected by Sport England and is led by Rossendale Leisure Trust. The project is exploring and better understanding the challenge of physical inactivity. Its target audience is the inactive population (c.106,000) particularly those with/at risk of mental wellbeing challenges, due to life events. Its three main themes are:

- ◀ Reaching people.
- ◀ Outdoor space.
- ◀ East Lancashire Active Lifestyle Service.

ROSSENDALE BOROUGH COUNCIL

PLAYING PITCH ASSESSMENT REPORT

Sport England reports some of the outcomes for the pilot are to:

- ◀ Increase awareness and benefits of physical activity.
- ◀ Active lifestyles to be seen as normal.
- ◀ Understand and reflect how life events impact on mental wellbeing and physical activity.
- ◀ Change how partners work together in sharing ideas and resources.
- ◀ Ensure the public has a greater voice with regard to what is needed from the public sector (and wider partners).
- ◀ Ensure people are involved, engaged and are part of the co-production of future provision.
- ◀ Create a 'Pennine Movement' for more physical activity.
- ◀ Improve workforce wellbeing.
- ◀ Reduce the volume and costs of prescribed drugs.
- ◀ Reduce the volume/costs of Employment Support Allowance (re mental wellbeing).
- ◀ Support educational attainment and employment opportunities.
- ◀ Embed a system that is willing to adapt working practices to ensure the removal of barriers.
- ◀ Learn from engagement and to create blueprints for future developments.
- ◀ Ensure innovation, developments and projects are sustainable.

This project is still in the planning phase. In partnership with Lancaster University an insight and engagement plan has been designed and is being implemented. 25 neighbourhood engagement sessions have been delivered, exploring the perceived barriers and facilitators to physical activity from a place-based perspective. The anticipated completion date for the Delivery and Evaluation Phase is March 2021.

Summary of health and wellbeing projects

Several key projects are operating within Rossendale which are targeting people who are less active or inactive. In general, this takes significantly more resource than trying to get active people to be more active. It is essential that all indoor and built sports facilities are developed and programmed to encourage increases in participation from harder to reach groups.

Couch to 5k

Couch to 5k is a national health initiative promoted by the National Health Service to encourage absolute beginners get into running as part of establishing and maintaining an active and healthy lifestyle including regular exercise. The plan consists of three runs per week and a day of rest in between, with a different schedule for each of the nine weeks to completion. It starts with a mix of running and walking, to gradually build up fitness and stamina, in order to create realistic expectations and a sense of achievability to encourage participants to stick with it. The end goal of the plan is for the participant to be able to run 5k.

Through the Couch to 5k plan the National Health Service particularly promotes the health benefits of running and regular exercise which underpin the initiative, such as improved heart and lung health, weight loss and possible increases in bone density which can help protect against bone diseases such as osteoporosis. This also includes mental benefits of running through goal setting and challenge setting, which can help boost confidence and self-belief. Furthermore, running regularly has been linked to combating depression.

It is believed that an increase in people running through the Couch to 5k plan may increase interest and possibly have a knock-on effect leading to increased demand at running groups and clubs as people may wish to continue develop their running further.

ROSSENDALE BOROUGH COUNCIL

PLAYING PITCH ASSESSMENT REPORT

Rossendale Leisure Trust operates a Couch to 5K programme based at the athletics track at Marl Pits Sports Centre. This will run from October 2020 for ten weeks.

Future demand

Future demand can be defined in two ways, through participation increases and using population forecasts.

Population increases

As athletics clubs are not governed in the same way in terms of having teams like the pitch sports, there is no requirement to provide team generation rates.

Participation increases

Rossendale Harriers AC identifies an aspiration to add an additional 50 members to its membership to bring it back to pre-pandemic levels. No issues were raised in relation to accommodating this potential growth due to most activity taking place on local roads and pathways.

England Athletics reports that there is generally a current growth being experienced in relation to athletics and running. In addition, it is to be expected that the popularity of the Parkrun events as well as demand for RunTogether groups, will increase in the future following national trends.

8.3: Supply and demand analysis

It is considered that in order for athletics track to be sustainable, a club membership of 200 is required; however, a number of other factors should also be considered. As Rossendale Harriers AC is operating well above this threshold with 350 members the track is deemed to be sustainable.

When considering other uses of the track, such as disability cycling, recreational use and annual events it is evident that the track has significant local importance and should be protected from any potential development which would impact on its ability to accommodate current levels of demand unless appropriate mitigation can be sought and provided.

Athletics summary

Supply:

- There is one formal athletics track in Rossendale located at Marl Pits Sports Centre. It is a six lane, cinder surface, 400 metre track which is fully floodlit. The inside of the track also contains a condemned throwing cage and two condemned long jumps.
- Rossendale Harriers AC aspires to resurface the cinder track with a synthetic surface. It also aspires to develop a 1km synthetic running and cycling loop around Marl Pits to improve opportunities for its membership and casual users.

Quality:

- The quality of the cinder track is poor. Both the non-technical assessment and consultation feedback highlights severe quality issues relating to the track surface. The track was built in 1969 and has had no significant investment into refurbishing the facility since its creation.

Supply vs demand analysis:

- Rossendale Harriers AC is the sole club operating in Rossendale. It has circa 350 members and an aspiration to grow its membership to around 400.
- The athletics track at Marl Pits is used as a centre for disability cycling for Rossendale Rays and for annual events such as Relay for Life. Informal usage has increased because of the Coronavirus pandemic.

ROSSENDALE BOROUGH COUNCIL PLAYING PITCH ASSESSMENT REPORT

- ◀ The track plays a significant role in accommodating local demand for both formal and informal sport.

ROSSENDALE BOROUGH COUNCIL PLAYING PITCH ASSESSMENT REPORT

PART 9: TENNIS COURTS

9.1: Introduction

The Lawn Tennis Association (LTA) is the organisation responsible for the governance of tennis and administers the sport locally across Rossendale. The LTA has recently restructured its strategic approach to targeting a number of national focus areas, with a priority on developing tennis at park sites.

There is one tennis club located in Rossendale; Parkwood Lawn Tennis Club. The Club was consulted via telephone to inform this section of the report.

Table 9.1: Summary of consultation

Club name	Responded?
Parkwood Lawn Tennis Club	Yes

9.2: Supply

There are 20 outdoor tennis courts identified in Rossendale across eight sites. Of these, 13 are available for community use. Courts located at Alder Grange High School (three courts) and Whitworth High School (four courts) are unavailable for community use.

Further to this, it is identified that there are four tennis courts located at All Saints Catholic School which have been condemned by the School due to safety concerns based around the poor quality surface. There are also four disused at Edgeside Park. None of these courts feature in the forthcoming supply information as neither provide formal opportunities for tennis in either an education or community setting.

For the purposes of this report, availability for community use refers to courts in public, voluntary, private or commercial ownership or management recorded as being available for hire by individuals, teams or clubs. This also includes availability for social use or pay and play.

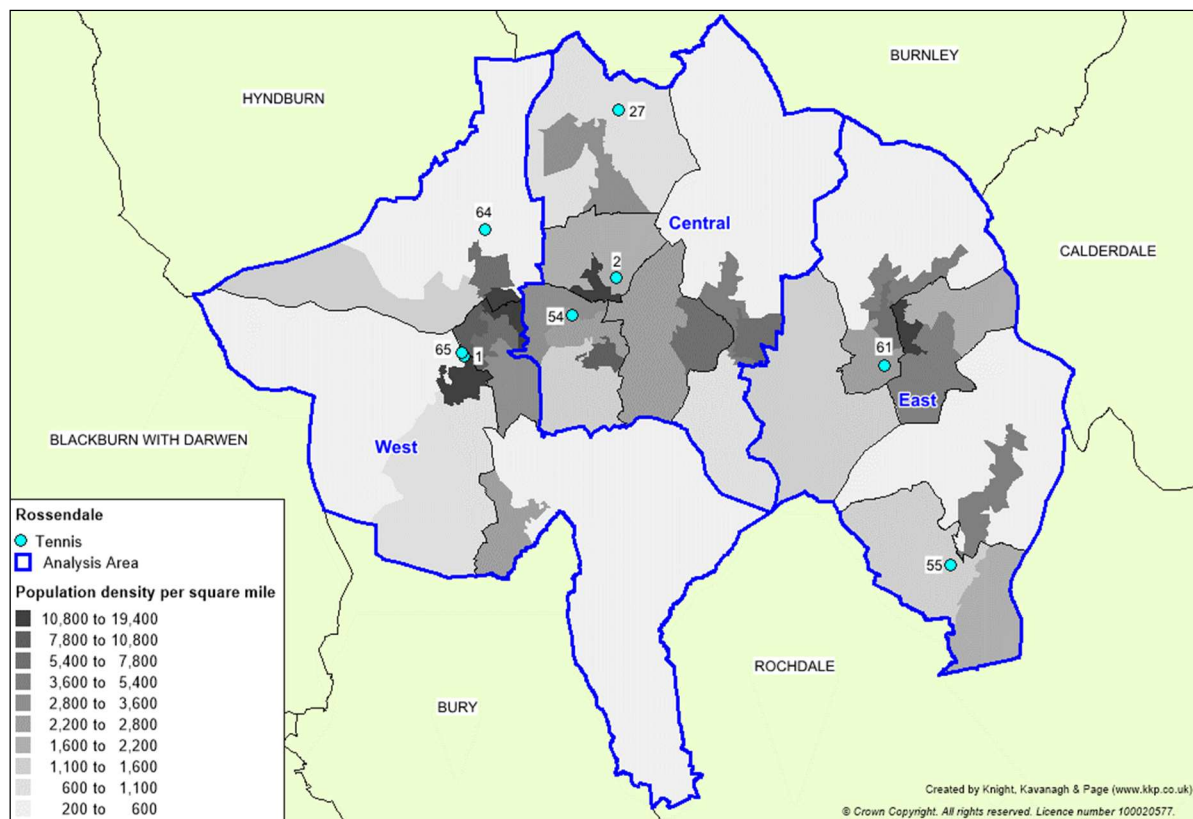
Table 9.2: Summary of supply

Site ID	Site name	Analysis area	Community use?	Management	No. of courts	Floodlit?	Court type
1	Adrenaline Centre	West	Yes	RLT	3	Yes	Artificial
2	Alder Grange School	Central	No	School	3	No	Macadam
27	Loveclough Park	Central	Yes	Council	1	No	Macadam
54	Whittaker Park	Central	Yes	Council	2	No	Macadam
55	Whitworth High School	East	No	School	4	No	Macadam
61	Stubbylee Park	East	Yes	Council	3	No	Macadam
64	Worsley Park	West	Yes	Council	1	No	Macadam
65	Parkwood Lawn Tennis Club	West	Yes	Sports Club	3	Yes	Artificial

Figure 9.1 overleaf identifies all tennis courts currently servicing Rossendale. For a key to the map, see Table 9.2.

ROSSENDALE BOROUGH COUNCIL PLAYING PITCH ASSESSMENT REPORT

Figure 9.1: Location of tennis courts



Ownership and management

In terms of club ownership, Parkwood Lawn Tennis Club has freehold of its site. All remaining courts are owned by RBC or respective education providers.

Floodlighting

Floodlit courts enable use throughout the year and are identified by the LTA as being particularly crucial for club development. In Rossendale there are six courts which are floodlit, these are based at the Adrenaline Centre (three courts) and Parkwood Lawn Tennis Club (three courts). It is noted that all floodlit courts are based in the West Analysis Area with no floodlit courts provided in either the Central or East analysis areas.

Court type

Most courts in Rossendale have either a macadam or artificial grass surface. Seven courts (from four sites) which are available for community use have a macadam surface and six courts (from two sites) have an artificial surface.

Quality

The quality of tennis courts has been assessed via a combination of site visits (using non-technical assessments) and user consultation to reach and apply an agreed rating as follows:

- ◀ Good
- ◀ Standard
- ◀ Poor

ROSSENDALE BOROUGH COUNCIL PLAYING PITCH ASSESSMENT REPORT

The percentage parameters used for the non-technical assessments were as follows: Good (>80%), Standard (70-80%), Poor (<70%).

Maintaining high court quality is an important aspect of tennis and therefore the non-technical assessment assesses several factors which evidence court quality. The criteria for the non-technical assessment consists of; court surface grip underfoot, damage to a court surface, line markings, evidence of moss/lichen, slope of courts, disability access, fencing and courts being of an appropriate size for competitive tennis.

The table below summarises the quality of tennis courts that are available for community use in Rossendale.

Table 9.3: Summary of quality (community available courts)

Good	Standard	Poor
-	4	9

Following a non-technical assessment, no tennis courts are identified as being good quality. Four are standard quality and nine are poor quality.

Courts which are unavailable for community use at Alder Grange High School and Whitworth High School (seven courts) are all poor quality.

Most courts in Rossendale are poor quality (69% of all courts available for community use). All courts in council operated sites (excluding the one standard quality court at Loveclough Park) have severe issues relating to court surface quality. Specially, grip underfoot is poor at all sites, moss build up is commonplace on most courts and the quality of netting is inadequate (with netting not provided at some sites such as Stubblelee Park). Broadly speaking, most courts are not fit for use for recreational or competitive tennis opportunities.

Standard quality courts are located at the Adrenaline Centre and Loveclough Park. No major quality issues were identified at either of these locations, although it was noted that overgrown grass and weeds were protruding through the fence of the tennis courts at Loveclough Park.

The courts at Parkwood Lawn Tennis Club are also poor quality. The artificial courts are 20 years old and are nearing the end of their anticipated life expectancy. To that end, the Club states the surface of the artificial carpet has circa two years of usage left before it will not be fit for purpose. The Club is actively fundraising to securing vital funding to replace the courts.

Improving the quality, offer and experience of tennis in parks is a strategic priority for the LTA to open up tennis. It reports that the biggest barriers to participate in tennis are:

- ◀ Not knowing where the closest courts are
- ◀ Not knowing how to book or play on the courts
- ◀ Not knowing the condition of the surface

Park tennis courts can be opened up in a variety of ways to ensure greater use by local residents. This can range from booking courts to offering coaching programmes. The LTA has three products for local authorities to use to remove the barriers and open tennis up to all of the residents in their area; ClubSpark, Rally and Gate Access (explained in the Future demand section).

ROSSENDALE BOROUGH COUNCIL PLAYING PITCH ASSESSMENT REPORT

Table 9.4: Summary of quality by site (community use sites only)

Site ID	Site name	No. of courts	Court type	Court quality
1	Adrenaline Centre	3	Artificial	Standard
27	Loveclough Park	1	Macadam	Standard
54	Whittaker Park	2	Macadam	Poor
61	Stubbylee Park	3	Macadam	Poor
64	Worsley Park	1	Macadam	Poor
65	Parkwood Lawn Tennis Club	3	Artificial	Poor

Ancillary provision

The ancillary provision servicing Parkwood Lawn Tennis Club is good quality. The Club was awarded a grant from Sport England & Biffa in 2015 which allowed it to build a new clubhouse and changing facilities. Carparking at the site is also adequate and sufficient for its membership.

The quality of changing rooms servicing the Adrenaline Centre are standard, with both showers and toilets available to users. The ancillary provision servicing all parks sites is mixed, the larger park sites such as Stubbylee Park and Whittaker Park have basic toilet facilities relatively close to the tennis courts whilst Loveclough Park has no notable ancillary facilities for users.

The LTA report that use of park tennis courts are greatly increased where there is accessible toilets and a café nearby providing more of a destination to play tennis. Additional floodlighting expands the maximum available courts hours available to play for longer periods of the year. Overall, the combination of these ancillary elements is shown to increase the value and sustainability of tennis within park sites.

9.3: Demand

In 2020, as a result of the Covid-19 pandemic, the summer tennis season was curtailed with no tennis played until July across England. It is considered that tennis was one of the first sports to begin both recreational and competitive competitions following guidance permitting play. Consultation with Parkwood Lawn Tennis Club did not identify an impact on local participation and membership levels.

It is currently unknown what the future impact of Covid-19 and the lockdown will have on future tennis participation. Therefore, it is acknowledged that as part of the PPS Stage E monitoring process, the review of data/documents should ensure that any recommendations made are still accurate based on future levels of supply and demand.

Parkwood Lawn Tennis Club is the only tennis club in Rossendale. In total, it has a membership of 102, which is derived from 77 senior members and 25 junior members.

Future demand

Future demand can be defined in two ways, through participation increases and using population forecasts.

Population increases

As tennis teams are not governed by age groups in the same way that pitch sports are there is no requirement to provide a team generation rate which can then be applied to population increases.

ROSSENDALE BOROUGH COUNCIL

PLAYING PITCH ASSESSMENT REPORT

Participation increases

Parkwood Lawn Tennis Club states an aspiration to grow by 20 additional members. This aspiration comprises of ten senior members and ten juniors. It plans to achieve this through a mixture of local marketing, open days, free family sessions and work with local schools.

Local Tennis Leagues

Recreational Tennis leagues are less formal in comparison to established club play, offering greater flexibility and an opportunity for all abilities to engage in competition at local venues. The leagues are run by an organisation called Local Tennis Leagues which affiliates to the LTA and are available to all aged 18 years and above, with administration and support based online. Players are organised into mixed sex leagues of eight based on similar ability levels, with matches arranged between the two players at whatever time and court is agreed. The flexibility of play is conducive to the use of park sites which are typically more easily accessible. There is not a Parks Tennis League currently operating in Rossendale, with the closest located in neighbouring authority Bury (St Mary's Park Tennis League).

Tennis Tuesdays³⁵

After being trialled in London in 2014, the LTA launched Tennis Tuesdays in partnership with sportswear brand Nike. The initiative focuses on increasing women's participation in tennis and skill development with a key fundamental social element, seeking to engage women in new and innovative ways to help break down barriers to female participation. Sessions are available to all abilities and are structured based on four ability levels ranging from beginner to advanced, each week based on one of six themes ranging from improving specific techniques to tactical awareness and match play. Sessions run from May to October, taking place every Tuesday evening for an hour.

As it stands there are no Tennis Tuesday's sessions running within Rossendale (or neighbouring authorities), with the closest session operating in West Yorkshire.

LTA Youth Start

LTA Youth Start is a six week coaching offer for children that have never played tennis before and is identified as a priority by the LTA. For £34, children get six weeks coaching by an LTA Accredited coach, along with a free racket, pack of balls and personalised t-shirt so that they can continue playing. To date nearly 25,000 children have participated in the Tennis for Kids programme this year. Similarly, to Tennis Tuesdays, there are no sessions available locally with the nearest sessions ran at Cheethams Park in Cheshire.

Tennis for Free³⁶

Tennis for Free is a community sports charity that works in partnership with the LTA. The charity delivers free, fully inclusive weekly coaching sessions for all ages and abilities in local communities across the UK, especially those in low income areas. Tennis for Free offer a package for local authorities and court operators that includes financial support for local LTA Accredited coaches to deliver the sessions, tennis equipment for attendees and coaches and promotional support. Sessions are typically delivered across three courts, although the charity have recently launched 'Tennis for Free Lite', available to clubs who wish to open their doors to non-members.

³⁵ Tennis Tuesdays is soon to be rebranded as Pair and Play Tennis

³⁶ <https://www.tennisforfree.com/index.php>

ROSSENDALE BOROUGH COUNCIL

PLAYING PITCH ASSESSMENT REPORT

Through its offer it aims to:

- ◀ Reinvigorate under-used public facilities
- ◀ Make tennis a sport for all
- ◀ Make tennis more financially accessible in the UK
- ◀ Improve the physical and mental wellbeing of local communities through tennis

There are no Tennis for Free events operating in Rossendale, the nearest is in St Marys Park, Bury.

British Tennis Weekend³⁷

The Big Tennis Weekend is an LTA initiative which all registered venues can access. Clubs and venues have the ability to sign up to host open days, which are free of charge, and create a relaxed and welcoming environment for those new to tennis to participate. This in turn can potentially lead to the clubs attracting new members.

The LTA hosts three dedicated weekends a year (May / July & September) which are the UK's biggest public tennis events. Furthermore, venues are able to run additional events outside these dates and will benefit from their events being promoted on the national LTA campaign website. All clubs running an open day are asked to promote a follow on offer to all attendees, such as a reduced rate introductory membership or a number of free coaching sessions, to encourage people to continue playing after the event. To date, there has been no Big British Weekends in Rossendale.

Informal and parks tennis

It is considered that all community available courts in Rossendale that are not accessed by clubs have spare capacity for a growth in demand (notwithstanding identified quality issues), although this is difficult to quantify as use is not recorded at every site due to many being open access. It is generally considered that courts are at their busiest during summer months, with little activity taking place outside of this. The LTA has developed a package of support for LA to grow the use of park tennis courts by removing key barriers to participation. The three products are ClubSpark, Rally and Gate Access and can be used individually or in combination.

ClubSpark

ClubSpark is a flexible and simple venue management platform with multiple products and applications to help venues, local authorities and coaches manage their sport. ClubSpark is a tool that is offered for free as part of LTA venue registration and allows administrators to manage all functions of their venue(s) including:

- ◀ Managed Website - create and manage a mobile friendly website tailored to LA/club requirements to promote events and activities
- ◀ Managed Coaching – set up coaching lessons and courses online
- ◀ Membership Management - improve membership engagement by making it easier for the venue and for members to pay, renew and keep in touch. Take online payments, manage direct debits and monitor revenue streams with ease. Membership modules can also be used to take 'Season Ticket' payments for venues operating a non-traditional annual facility fee. 'Season Tickets' can be configured to allow court bookings to be made for free or at a reduced rate by players who hold one, whilst still allowing non-holders to book

³⁷ www.lta.org.uk/gbtw.

ROSSENDALE BOROUGH COUNCIL

PLAYING PITCH ASSESSMENT REPORT

- ✦ Organise Payments - Set the way you want payments to be taken, whether it's immediate pay and play, or bookable as part of a membership package
- ✦ Court Bookings – Reduced admin for managing bookings. Give staff, coaches, members and the general public access to book and pay for courts, classes or other resources online
- ✦ Scheduling - Set unique booking and price rules to suit your venue. Enable lights to switch on/off automatically when linked to the LTA Premium Gate Access system
- ✦ Book and Pay remotely - Customers can make bookings and payments for a venue anytime, anywhere via the real-time booking app
- ✦ Reporting - ClubSpark allows administrators to view reports highlighting income, court usage, revenue and number of members and season ticket holders. This allows for identification of trends and patterns and evidence to demonstrate participation levels and impact

RALLY

Rally is an aggregator that collects all booking and coaching information via partner venues ClubSpark pages and displays it for participants in one easy to view page. Rally allows players to search for venues close to them, and provides booking options, removing the barriers of not knowing where courts are or how to book. Rally provides a helpful customer journey, with a personal profile to review and manage bookings, and helpful reminders. Courts can be set to book for free of charge or at a fee agreed by the LA.

Gate Access

The LTA has developed two Gate Access systems that work in association with ClubSpark, to secure your courts and to allow access to booked customers only. Members of the public can book a court online (making payment if required) and will receive a four digit access code via email, to enter using the courtside keypad. The system will allow entry for the time booked if a correct code is entered.

Nationally the LTA has reported that in the last three years sites with gate access installed have attracted 64,841 unique players to make bookings, leading to 609,671 courts being booked, and has generated £1.1m of income.

There are two gate options available Smart Access Premium & Smart Access Lite. The demands and needs of users plus the setup of the venue will determined the most appropriate system for each site.

9.4: Supply and demand analysis

The LTA suggests that a non-floodlit hard court can accommodate 40 members whereas a floodlit hard court can accommodate 60 members. Using these figures, the table below analyses whether or not courts currently in use by Parkwood Lawn Tennis Club can accommodate both current and future levels of demand.

Table 9.5: Supply and demand analysis

Site ID	Site name	Current demand (members)	Future demand (members)	Number of courts (floodlit)	Recommended capacity (members)	Current capacity	Future capacity
65	Parkwood Lawn Tennis Club	102	20	3	180	78	58

ROSSENDALE BOROUGH COUNCIL PLAYING PITCH ASSESSMENT REPORT

LTA capacity guidelines suggest that based on the Club having three floodlit artificial courts, it can accommodate both current and anticipated future levels of demand. That being said, the quality of the courts is poor and there is a short term requirement to work to resurface the courts to ensure they remain fit for purpose for the long term benefit of tennis in Rossendale.

Tennis summary

Supply:

- ◀ There are 20 outdoor tennis courts identified in Rossendale across eight sites. Of these, 13 courts are available for community use. Courts located at Alder Grange High School (three courts) and Whitworth High School (four courts) are unavailable for community use.

Quality:

- ◀ Following a non-technical assessment, no tennis courts are identified as being good quality. Four are standard quality and nine are poor quality.
- ◀ Courts which are unavailable for community use, at Alder Grange High School and Whitworth High School (seven courts) are all poor quality.
- ◀ Courts which service Parkwood Lawn Tennis Club are also poor quality and are in need of refurbishment.

Supply vs demand analysis:

- ◀ There is one tennis club in Rossendale; Parkwood Lawn Tennis Club. In total, it has a membership of 102, which is derived from 77 senior members and 25 junior members.
- ◀ Parkwood Lawn Tennis Club states an aspiration to grow by 20 additional members. This aspiration comprises of ten senior members and ten juniors. It plans to achieve this through a mixture of local marketing, open days, free family sessions and work with local schools.
- ◀ LTA capacity guidelines suggest that based on the Club having three floodlit artificial courts, it can accommodate both current and anticipated future levels of demand.
- ◀ There is a need to refurbish courts servicing demand from Parkwood Lawn Tennis Club to enable the facility to remain fit for purpose at the site.

ROSSENDALE BOROUGH COUNCIL PLAYING PITCH ASSESSMENT REPORT

PART 10: NETBALL COURTS

10.1: Introduction

England Netball governs netball in England. Levels of participation are quickly increasing, with over 100,000 affiliated members and at least one million women and girls playing during a typical week. Its aim is to provide its members and partners with the best possible service and experience in sport.

Consultation

To inform this section of the report, consultation was undertaken with Rossendale Ladies Netball League which oversees all club participation in Rossendale.

10.2: Supply

In total, there are eight outdoor netball courts located across three sites in Rossendale. Of these, only two courts, located at the Adrenaline Centre are available for community use. Courts located at both Alder Grange High School and Whitworth High School are unavailable for community use.

It is identified that there has been a reduction in the number of courts provided in Rossendale in the past ten years. Previously three outdoor courts were provided at the Adrenaline Centre which has now been reduced to two following the resurfacing of its artificial pitch. Four courts were previously provided at Marl Pits Sports Centre which were a previously used by the Rossendale Ladies Netball League. These have not been maintained for several years with line markings now largely gone and the facility now more regularly used as a carpark to accommodate demand from Rossendale RUFC. Courts were also provided at Haslingden High School but are now condemned and used as overspill parking.

Table 10.1: Summary of supply

Site ID	Site name	Analysis area	Community use?	Management	No. of courts	Floodlit?	Court type
1	Adrenaline Centre	West	Yes	RLT	2	Yes	Artificial
2	Alder Grange School	Central	No	School	3	No	Macadam
55	Whitworth High School	East	No	School	3	No	Macadam

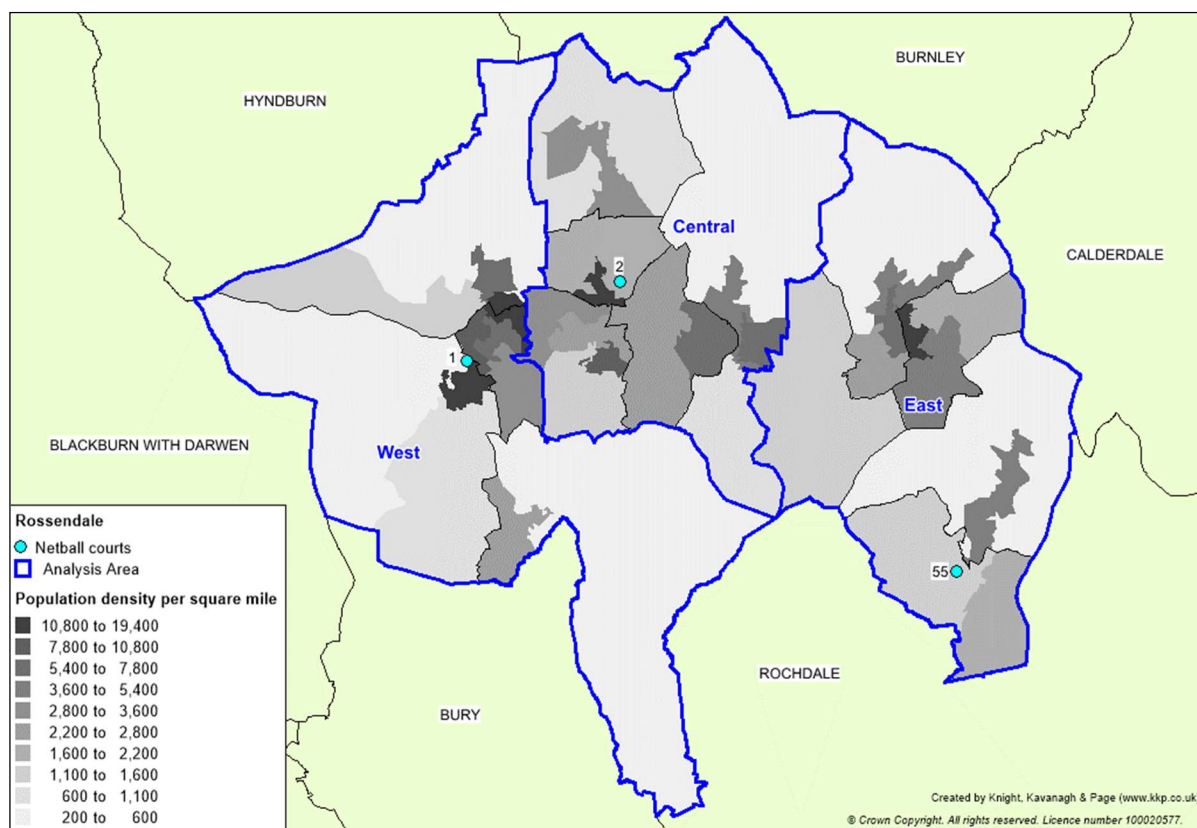
Overmarking

Whilst it does help with usage levels and sustainability, an issue for netball nationally is that many of its courts are dual use tennis courts. This limits accessibility (especially during the summer when tennis nets are often permanently in place) and can impact on quality due to higher levels of wear and tear. The courts at all sites in Rossendale are overmarked with tennis markings and are used as multi use facilities to cater for several sports.

Figure 10.1 overleaf identifies all bowling greens currently servicing Rossendale. For a key to the map, see Table 10.1.

ROSSENDALE BOROUGH COUNCIL PLAYING PITCH ASSESSMENT REPORT

Figure 10.1: Location of netball courts



Quality

The quality of netball courts across Rossendale have been assessed via a combination of site visits) and user consultation to reach and apply an agreed rating as follows:

- ◀ Good
- ◀ Standard
- ◀ Poor

The percentage parameters used for the non-technical assessments were as follows: Good (>80%), Standard (70-80%), Poor (<70%).

Maintaining high court quality is an important aspect of netball and therefore the non-technical assessment assesses several factors which evidence court quality. The criteria for the non-technical assessment consists of; court surface grip underfoot, damage to a court surface, line markings, evidence of moss/lichen, slope of courts, disability access, fencing and courts being of an appropriate size for competitive tennis

The two courts which are available for community use at the Adrenaline Centre are standard quality with no specific issues identified. All courts unavailable for community use at Alder Grange High School and Whitworth High School are poor quality.

ROSSENDALE BOROUGH COUNCIL

PLAYING PITCH ASSESSMENT REPORT

10.3: Demand

There are 11 netball teams playing in Rossendale which collectively play in the Rossendale Ladies Netball League. The league mainly operates as an indoor league using sports hall at the Adrenaline Centre and the Valley Leadership Academy. As a result of the Covid19 pandemic access to indoor sports halls was stopped with the summer league competition suspended. It is likely that the league will fully begin with a winter league competition relative to Covid 19 restrictions at both the Adrenaline Centre and the Valley Leadership Academy.

It is currently unknown what the future impact of Covid-19 and the lockdown will have on future netball participation. Therefore, it is acknowledged that as part of the PPS Stage E monitoring process, the review of data/documents should ensure that any recommendations made are still accurate based on future levels of supply and demand.

The League reports it is hindered by the lack of availability of facilities and has already reduced match times to accommodate an increased number of games for the time allocated. It aspires to grow to 20 teams; however, this will not be achievable without suitable facilities. Whilst being a predominately indoor league, it aspires to access outdoor courts, particularly during the summer months to accommodate both its current demand and growth aspirations.

Future demand

Future demand can be defined in two ways, through participation increases and using population forecasts.

Population increases

As netball teams are not governed by age groups in the same way that pitch sports are there is no requirement to provide a team generation rate which can then be applied to population increases.

Participation increases

Rossendale Ladies Netball Leagues aspires to grow by 11 teams to increase the number of teams participating in its league structures to 20. As it states this cannot currently be achieved with the current facility stock it has been included below as latent demand.

Play Netball

Play Netball is Britain's largest social netball league provider and arranges fixtures, league tables, umpires, netballs and bibs so players can focus on playing. People can join as individuals to find a team, a group to join the same team or produce their own team of 7 or 10 people.

There are currently no Play Netball leagues operating in Rossendale, the nearest available is in Burnley, at Blessed Trinity Roman Catholic College.

Back to Netball and Walking Netball

Back to Netball sessions are running across England and provides women of all ages a welcoming re-introduction to the sport. Sessions cover the basics of the game including passing, footwork and shooting and finish with a friendly game. Since its creation in 2010, over 60,000 women have taken part.

ROSSENDALE BOROUGH COUNCIL

PLAYING PITCH ASSESSMENT REPORT

Walking netball has evolved from a growing demand of walking sports e.g. walking football. Walking netball is a slower version of the game. It has been designed so that anyone can play regardless of age and fitness level and therefore offers opportunities for older adults to participate and enjoy. There are no identified sessions for either Back to Netball or Walking Netball in Rossendale.

Latent/unmet demand

Latent demand refers to potential demand; leagues that would like to field more teams but currently do not do so. This can be for a variety of reasons including a lack courts, appropriate facilities and qualified coaches. As earlier detailed, Rossendale Ladies Netball League aspires to grow its league competition by an additional nine teams but cannot, due to a lack of courts.

10.4: Supply and demand analysis

Based on the current supply of outdoor netball courts in Rossendale, it is considered that there is a sufficient supply to accommodate any current demand, this is based on minimal access to outdoor courts current being exhibited.

When considering latent demand identified by Rossendale Ladies Netball League it is considered that there is an insufficient supply of outdoor courts to accommodate potential demand for summer netball. It is also noted that no current participation programmes such as Back to Netball or Walking Netball occur in Rossendale and therefore consideration should also be given to where these could occur and to what existing capacity exists to run these events in the future.

Netball summary

Supply:

- ◀ In total, there are eight outdoor netball courts located across three sites in Rossendale. Of these, only two courts, located at the Adrenaline Centre are available for community use. Courts located at both Alder Grange High School and Whitworth High School are unavailable for community use.

Quality:

- ◀ The two courts which are available for community use at the Adrenaline Centre are standard quality with no specific issues identified. All courts unavailable for community use at Alder Grange High School and Whitworth High School are poor quality.

Supply vs demand analysis:

- ◀ There are 11 netball teams playing in Rossendale which collectively play in the Rossendale Ladies Netball League. The league mainly operates as an indoor league using sports hall at the Adrenaline Centre and the Valley Leadership Academy.
- ◀ Rossendale Ladies Netball League aspires to grow its league competition by an additional nine teams but cannot, due to a lack of courts.
- ◀ Based on the current supply of outdoor netball courts in Rossendale, it is considered that there is a sufficient supply to accommodate any current demand.
- ◀ When considering latent demand identified by Rossendale Ladies Netball League it is considered that there is an insufficient supply of outdoor courts to accommodate potential demand for summer netball. It is also noted that no current participation programmes such as Back to Netball or Walking Netball occur in Rossendale and therefore consideration should also be given to where these could occur and to what existing capacity exists to run these events in the future.

ROSSENDALE BOROUGH COUNCIL

PLAYING PITCH ASSESSMENT REPORT

APPENDIX 1: SPORTING CONTEXT

The following section outlines a series of national, regional and local policies pertaining to the study and which will have an important influence on the Strategy.

National context

The provision of high quality and accessible community outdoor sports facilities at a local level is a key requirement for achieving the targets set out by the Government and Sport England. It is vital that this strategy is cognisant of and works towards these targets in addition to local priorities and plans.

Department of Media Culture and Sport Sporting Future: A New Strategy for an Active Nation (2015)

The Government published its strategy for sport in December 2015. This strategy confirms the recognition and understanding that sport makes a positive difference through broader means and that it will help the sector to deliver five simple but fundamental outcomes: physical health, mental health, individual development, social and community development and economic development. In order to measure its success in producing outputs which accord with these aims it has also adopted a series of 23 performance indicators under nine key headings, as follows:

- ◀ More people taking part in sport and physical activity.
- ◀ More people volunteering in sport.
- ◀ More people experiencing live sport.
- ◀ Maximising international sporting success.
- ◀ Maximising domestic sporting success.
- ◀ A more productive sport sector.
- ◀ A more financially and organisationally sustainable sport sector.
- ◀ A more responsible sport sector.

Sport England: Towards an Active Nation (2016-2021)

Sport England has recently released its new five year strategy 'Towards an Active Nation'. The aim is to target the 28% of people who do less than 30 minutes of exercise each week and will focus on the least active groups; typically women, the disabled and people from lower socio-economic backgrounds.

Sport England will invest up to £30m on a plan to increase the number of volunteers in grassroots sport. Emphasis will be on working with a larger range of partners with less money being directed towards National Governing Bodies.

The Strategy will help deliver against the five health, social and economic outcomes set out in the Government's Sporting Future strategy.

- ◀ Physical Wellbeing
- ◀ Mental Wellbeing
- ◀ Individual Development
- ◀ Social & Community Development
- ◀ Economic Development

ROSSENDALE BOROUGH COUNCIL

PLAYING PITCH ASSESSMENT REPORT

National Planning Policy Framework (2018)

The National Planning Policy Framework (NPPF) sets out planning policies for England. It details how these changes are expected to be applied to the planning system. It also provides a framework for local people and their councils to produce distinct local and neighbourhood plans, reflecting the needs and priorities of local communities.

The NPPF states the purpose of the planning system is to contribute to the achievement of sustainable development. It identifies that the planning system needs to focus on three themes of sustainable development: economic, social and environmental. A presumption in favour of sustainable development is a key aspect for any plan-making and decision-taking processes. In relation to plan-making the NPPF sets out that Local Plans should meet objectively assessed needs.

The 'promoting healthy and safe communities' theme identifies that planning policies should be based on robust and up-to-date assessments of the need for open space, sports and recreation facilities (including quantitative or qualitative deficits or surpluses) and opportunities for new provision. Information gained from the assessments should be used to determine what open space, sport and recreational provision is needed, which plans should then seek to accommodate.

As a prerequisite, the NPPF states existing open space, sports and recreation buildings and land, including playing fields, should not be built on unless:

- ◀ An assessment has been undertaken, which has clearly shown the open space, buildings or land to be surplus to requirements; or
- ◀ The loss resulting from the proposed development would be replaced by equivalent or better provision in terms of quantity and quality in a suitable location; or
- ◀ The development is for alternative sports and recreational provision, the benefits of which clearly outweigh the loss of the current or former use.

In order for planning policies to be 'sound' local authorities are required to carry out a robust assessment of need for open space, sport and recreation facilities.

The FA National Football Facilities Strategy (2018-28)

The Football Association's (FA) National Football Facilities Strategy (NFFS) provides a strategic framework that sets out key priorities and targets for the national game (i.e., football) over a ten-year period. The Strategy is presently in draft and is due for publication in 2018.

The Strategy sets out shared aims and objectives it aims to deliver on in conjunction with The Premier League, Sport England and the Government, to be delivered with support of the Football Foundation.

These stakeholders have clearly identified the aspirations for football to contribute directly to nationally important social and health priorities. Alongside this, the strategy is clear that traditional, affiliated football remains an important priority and a core component of the game, whilst recognising and supporting the more informal environments used for the community and recreational game.

Its vision is: *"Within 10 years we aim to deliver great football facilities, wherever they are needed"*

ROSSENDALE BOROUGH COUNCIL

PLAYING PITCH ASSESSMENT REPORT

£1.3 billion has been spent by football and Government since 2000 to enhance existing football facilities and build new ones. However, more is needed if football and Government's shared objectives for participation, individual well-being and community cohesion are to be achieved. Nationally, direct investment will be increased – initially to £69 million per annum from football and Government (a 15% increase on recent years).

The NFFS investment priorities can be broadly grouped into six areas, recognising the need to grow the game, support existing players and better understand the different football environments:

- ◀ **Improve 20,000 Natural Turf pitches**, with a focus on addressing drop off due to a poor playing experience;
- ◀ **Deliver 1,000 3G AGP 'equivalents'** (mix of full size and small sided provision, including MUGAs - small sided facilities are likely to have a key role in smaller / rural communities and encouraging multi-sport offers), enhancing the quality of playing experience and supporting a sustainable approach to grass roots provision;
- ◀ **Deliver 1,000 changing pavilions/clubhouses**, linked to multi-pitch or hub sites, supporting growth (particularly in women and girls football), sustainability and providing a facility infrastructure to underpin investment in coaching, officials and football development;
Support access to flexible indoor spaces, including equipment and court markings, to support growth in futsal, walking football and to support the education and skills outcomes, exploiting opportunities for football to positively impact on personal and social outcomes for young people in particular;
- ◀ **Refurbish existing stock to maintain current provision**, recognising the need to address historic under-investment and issues with refurbishment of existing facilities;
- ◀ **Support testing of technology and innovation**, building on customer insight to deliver hubs for innovation, testing and development of the game.

Local Football Facility Plans

To support in delivery of both the current and superseding FA National Game Strategy (NGS), the FA commissioned a nationwide consultancy project. A Local Football Facility Plan (LFFP) has now been produced for every local authority across England. Each plan is unique to its area as well as being diverse in its representation.

The LFFP is strategically aligned to the National Football Facilities Strategy (NFFS); a 10-year plan to change the landscape of football facilities in England. The NFFS represents a major funding commitment from the national funding partners (The FA, Premier League, DCMS, Football Foundation) to inform and direct an estimated one billion pounds of investment into football facilities over the next ten years.

Each LFFP will build upon PPS findings (where present and current) regarding the formal and affiliated game, to also include strategic priorities for investment across small sided football (recreational and informal including indoors). The LFFP will also incorporate consultation with groups outside of formal football, as well as underrepresented communities. This could include those which may be key partners with regards to football for behavioural change and groups which may be key drivers of FA NGS priorities around participation in the likes of women and girls' football, disability football and futsal.

LFFPs will identify key projects to be delivered and act as an investment portfolio for projects that require funding. As such, around 90% of all national football investment through the funding partners will be identified via LFFPs.

ROSSENDALE BOROUGH COUNCIL PLAYING PITCH ASSESSMENT REPORT

It is important to recognise that a LFFP is an investment portfolio of priority projects for potential investment - it is not a detailed supply and demand analysis of all pitch provision in a local area. Consequently, it cannot be used in place of a PPS and is not an accepted evidence base for site change of use or disposal. A LFFP will, however, build on available/existing local evidence and strategic plans and may adopt relevant actions from a PPS and/or complement these with additional investment priorities.

The FA: National Game Strategy (2018-2021)

The FA launched its new National Game Strategy in July 2018 which aims to inspire a life-long journey in football for all. To achieve this, the strategy will focus on five key aspects of the game:

- ◀ A high quality introduction to football
- ◀ Developing clubs and leagues
- ◀ Embrace all formats of football and engage all participants
- ◀ Recruit, develop and support the workforce
- ◀ Develop sustainable facilities

Through these five pillars, The FA's objectives are to:

- ◀ Increase the number of male affiliated and recreational players by 10%.
- ◀ Double the number of female affiliated and recreational players via a growth of 75%.
- ◀ Increase the number of disability affiliated and recreational players by 30%.
- ◀ Ensure affiliated Futsal is available across the country in order to increase the number of Futsal affiliated and recreational players.

The sustainable football facilities should provide support to an agreed portfolio of priority projects that meet National Football Facility Strategy (NFFS) investment priorities. The sustainable football facilities should provide support to an agreed portfolio of priority projects that meet National Football Facility Strategy (NFFS) investment priorities.

England and Wales Cricket Board (ECB) Inspiring Generations (2019-2024)

"Inspiring Generations" is the new ECB participation strategy which was announced in January 2019. It builds on the strong foundations laid by Cricket Unleashed and supports the growth of cricket in England and Wales between 2020 and 2024. At the heart of this strategy is a single unifying purpose, which gets to the core of what the game can do for society both on and off the field to ensure that cricket is in an even stronger position that it is in 2019.

Inspire Generations has six key priorities and activities including transforming women's and girls' cricket to increase the representation of women in every level of cricket by:

- ◀ Growing the base through participation and facilities investment.
- ◀ Growing the base through participation and facilities investment.
- ◀ Launching centres of excellence and a new elite domestic structure.
- ◀ Investing in girls' county age group cricket.
- ◀ Delivering a girls' secondary school programme.

ROSSENDALE BOROUGH COUNCIL

PLAYING PITCH ASSESSMENT REPORT

The Rugby Football Union Strategic Plan (2017-2021)

The RFU has released its new strategic vision for rugby in England. The strategy is based on four main elements which are; Protect, Engage, Grow and Win. It covers all elements of rugby union ranging from elite rugby to grassroots, although the general relevancy to the PPS is centred around growing the game.

The RFU exists to promote and develop rugby union in England and ensure the long-term sustainability of clubs by growing player numbers and retaining them across all age groups. Responding to wider market influences, work will continue on developing new ways to take part in all forms of the game, without comprising the sports traditions. This will ensure a lasting legacy from elite success by attracting new players and encouraging current male and female adult players to play.

The four key aims to ensure long term sustainability are to:

- ◀ Improve player transition from age grade to adult 15-a-side rugby
- ◀ Expand places to play through Artificial Grass Pitches (AGPs)
- ◀ Engage new communities in rugby
- ◀ Create a community 7's offering

England Hockey Strategy

England Hockey's Facilities Strategy can be found [here](http://www.englishockey.co.uk/page.asp?section=2075§ionTitle=Facilities+Strategy).
<http://www.englishockey.co.uk/page.asp?section=2075§ionTitle=Facilities+Strategy>

Vision: For every hockey club in England to have appropriate and sustainable facilities that provide excellent experiences for players.

Mission: More, Better, Happier Players with access to appropriate and sustainable facilities

The 3 main objectives of the facilities strategy are:

1. PROTECT: To conserve the existing hockey provision

- There are currently over 800 pitches that are used by hockey clubs (club, school, universities) across the country. It is important to retain the current provision where appropriate to ensure that hockey is maintained across the country.

2. IMPROVE: To improve the existing facilities stock (physically and administratively)

- The current facilities stock is ageing and there needs to be strategic investment into refurbishing the pitches and ancillary facilities. England Hockey works to provide more support for clubs to obtain better agreements with facilities providers & education around owning an asset.

3. DEVELOP: To strategically build new hockey facilities where there is an identified need and ability to deliver and maintain. This might include consolidating hockey provision in a local area where appropriate.

England Hockey has identified key areas across the country where there is a lack of suitable hockey provision and there is a need for additional pitches, suitable for hockey. There is an identified demand for multi pitches in the right places to consolidate hockey and allow clubs to have all of their provision catered for at one site.

ROSSENDALE BOROUGH COUNCIL

PLAYING PITCH ASSESSMENT REPORT

The intention is to:

- ◀ Be progressive.
- ◀ Offer opportunities to participate at national and international level.
- ◀ Work to raise the profile of the sport in support of recruitment and retention.
- ◀ Lead the sport.
- ◀ Support clubs and county associations.

British Crown Green Bowling Association

Please note there is no current facility guidance provided by British Crown Green Bowling Association responsible for crown green bowls in England.

<http://bcgba.org.uk/index.html>

British Tennis Strategy 2019

The new LTA Strategy includes seven strategies relating to three objectives which are built around the following vision and mission:

Vision: tennis opened up

Mission: to grow tennis by making it relevant, accessible, welcoming and enjoyable

Objectives

- ◀ Increase the number of fans on our database from [623,602] to [1,000,000] by 2023.
- ◀ More people playing more often;
 - Increase the number of adults playing tennis each year from [7.7% (4,018,600)] of the population to [8.5% (4,420,460)], and the frequency of adults playing tennis twice a month from [1.9% (858,700)] of the population to [2.2% (1,000,000)] by 2023.
 - The number of children playing tennis from [x] to [y] by 2023 (to be finalised December 2018 on publication of Sport England's new Child Participation Survey).
- ◀ Enable 5 new players to break into the top 100 by 2023 and inspire the tennis audience.

Strategies

1. Visibility -Broaden relevance and increase visibility of tennis all year round to build engagement and participation with fans and players.
2. Innovation - Innovate in the delivery of tennis to widen its appeal.
3. Investment - Support community facilities and schools to increase the opportunities to play
4. Accessibility - Make the customer journey to playing tennis easier and more accessible for anyone
5. Engagement - Engage and collaborate with everyone involved in delivering tennis in Britain, particularly coaches and volunteers to attract and maintain more people in the game.
6. Performance - Create a pathway for British champions that nurtures a diverse team of players, people and leaders.
7. Leadership - Lead tennis in Britain to the highest standard so it is a safe, welcoming, well-run sport.

ROSSENDALE BOROUGH COUNCIL

PLAYING PITCH ASSESSMENT REPORT

England Netball - Your Game, Your Way 2013-17

Even though this Plan is out of date, England Netball remains committed to its '10-1-1' mission, vision and values that form the fundamentals for its strategic planning for the future for the sport and business. To facilitate the successful achievement of Netball 10:1:1 and Goal 4, England Netball will:

- ◀ Accelerate the participation growth by extending our market penetration and reach through the activation of a range of existing and new participant-focused products and programmes that access new and targeted markets.
- ◀ Increase the level of long-term participant retention through targeting programmes at known points of attrition and easy transition through the market segments, supported by an infrastructure that reflects the participant needs and improves their netball experience.
- ◀ Build a sustainable performance pathway and system built on the principles of purposeful practice and appropriate quality athlete coach contact time.
- ◀ Develop sustainable revenue streams through the commercialisation of a portfolio of products and programmes and increasing membership sales. This will also include the creation of cost efficiencies and improved value for money through innovative partnerships and collaborations in all aspects of the business.
- ◀ Establish high standards of leadership and governance that protect the game and its people and facilitates the on-going growth and transformation of the sport.

England Athletics Strategic Plan – Athletics & Running: for everyone, forever – 2017 and beyond

This plan sets out England Athletics' mission, vision and strategic priorities that will direct how they work as an organisation during the coming years: what they do and how they will do it.

Vision: Make athletics and running the most inclusive and popular sport in England, led by a network of progressive clubs and organisations and supported by a sustainable, respected and trusted governing body.

For England Athletics to achieve this vision, they will focus on three values:

- ◀ Pride – taking pride in their work and demonstrating to athletes that they recognise the importance of their role in bettering athletics.
- ◀ Integrity – demonstrate integrity to earn respect and to build effective partnerships.
- ◀ Inclusivity – promote inclusivity in all their actions.

Mission: To grow opportunities for everyone to experience athletics and running, to enable them to reach their full potential.

In order to achieve their mission, England Athletics will have three strategic priorities.

1. To expand the capacity of the sport by supporting and developing its volunteers and other workforce. The target is to achieve a 6% increase every year of licensed leaders, coaches and officials.
2. To sustain and increase participation and performance levels in our sport. To achieve this, England Athletics' current targets are to increase the number of club registered athletes from (149,000 to 172,000), engage 135,000 people through the RunTogether programme and to increase athlete performance levels across all events and disciplines by 1% every year.
3. To influence participation in the wider athletics market. Their target here is to increase the number of regular athletes or runners by at least one million.

ROSSENDALE BOROUGH COUNCIL

PLAYING PITCH ASSESSMENT REPORT

England Athletics Facility Strategy (2018 – 2025)

The purpose of this document is to set out our long term vision for athletics facilities in England. Facilities form a vital component of the overall England Athletics strategy.

The development, protection and enhancement of facilities will support our strategic plan and help England Athletics contribute to the delivery of the Department for Culture, Media and Sport's Sporting Futures: A New Strategy for Sport and Sport England's strategy Towards an Active Nation. Appropriate facilities help to attract and inspire new participants and provide the foundation and focus for a significant proportion of the England Athletics family.

The England Athletics Strategic Plan notes that the sport increasingly needs to become financially sustainable and that a business-like and innovative approach is a vital component of its future success. Facilities are fundamental, but they are also expensive to create and to maintain. The sport therefore faces a significant challenge to develop, improve and maintain facilities, most of which are currently operated and funded by third parties.

This strategy sets out a challenge to all those involved with the delivery of the sport to be innovative and business like in the operation and development of facilities at a time of financial challenge, as it aims "To create an innovative and inspiring network of sustainable athletic facilities, with the capacity to meet both current and future demand across England".

UK Athletics Facilities Strategy (2014-2019)

Facilities are essential to attracting, retaining and developing athletes of the future. Having the right facilities in the right place will be crucial in meeting growing demand, increasing participation in physical activity and athletics, improving the health of the nation and supporting a new generation of athletes in clubs and schools through to national and world class level.

UKA and the Home Country Athletics Federations (HCAFs) recognise the challenges faced by facility owners and venue operators, and the 5 year Facility Strategy (2014-2019) uses a Track & Field facility model designed to support a sustainable UK network of development, training and competition venues that meet Home Country needs aligned to UKA's Athlete/Participant Development Model. In addition to Track and Field provision, UKA recognises the huge amount of club activity that takes place on roads, paths and trails and the strategy also maps out a plan for future "running" facilities